



THE UNIVERSITY OF NORTH CAROLINA SYSTEM

REPORT: 2023 MILLENNIAL CAMPUS REPORT

January 24, 2024

University of North Carolina System
Raleigh, North Carolina

Millennial Campus Authority

The concept of millennial campuses as a special property designation for the University of North Carolina System began with the allocation of 355 acres of the Dorothea Dix Hospital property to NC State University in 1984 by Gov. Jim Hunt. The following year, Gov. James Martin expanded the allocation by an additional 450 acres. In 1987, General Statute 116 Article 21B specifically identified the property as NC State University's Centennial Campus and created the Horace Williams Campus at the University of North Carolina at Chapel Hill. The statute granted specific property acquisition, disposition, and leasing parameters, debt financing, and treatment of revenues for projects in these special districts. In 2000, revisions to the statute provided the University of North Carolina Board of Governors the authority to expand these provisions by designating millennial campuses at other UNC System institutions. For this report, the Centennial Campus at NC State and the Horace Williams Campus at UNC-Chapel Hill are included with the Board-designated millennial campuses because of the similar characteristics and authorities granted.

By statute, the designation of a millennial campus includes:

“... all real property and appurtenant facilities designated by the Board of Governors as part of a Millennial Campus of a constituent institution of The University of North Carolina other than North Carolina State University or the University of North Carolina at Chapel Hill. The properties designated by the Board of Governors do not have to be contiguous with the constituent institution to be designated as part of the institution's Millennial Campus.” (G.S. 116-198.33 (4b))

The statute further requires the Board of Governors to ascertain that institutions seeking establishment of a millennial campus have administrative and fiscal capabilities and to determine that a millennial campus will “enhance the institution's research, teaching, and service missions as well as enhance the economic development of the region served by the institution.” (G.S. 116-198.34 (8b)) Millennial campus designations may include buildings, auxiliary structures, infrastructure, utilities, parking, and real property.

Further revisions to G.S. 116-198 and 116-36.5 modified the millennial campus provisions to include the following:

- Delegates authority to the Board of Governors to approve property acquisitions by lease for periods of 10 years or less or dispositions of 99 years or less without additional approval by the Governor and Council of State. (G.S. 116-198.34)
- Delegates authority to the Board of Governors to issue revenue bonds not exceeding 40 years for Millennial Campus projects, subject to approval of the Director of the Budget. (G.S. 116-198.35)
- Requires funds received through development of Millennial Campuses remain in a special continuing, non-reverting institutional trust fund at the relevant institution, to be used for further development of that Millennial Campus, including operational development. (G.S. 116-36.5)
- Exempts millennial funds, similar to institutional trust funds, from the State Budget Act. (G.S. 143C)

- Provides relief from restrictions on the sale of merchandise or services by governmental units that would otherwise be in competition with private enterprise and the citizens of the state. (G.S. 68-58 (b) (8) g. h., and i., also known as The Umstead Act)

For institutions without a designated millennial campus and areas outside of the millennial campus designation, the following requirements apply:

- Governor and Council of State approval for all property transactions, including leases for 10 years and less, and acquisitions, dispositions, and easements unless the Board of Governors has specifically approved additional delegated real property authority to the institution.
- Statutory approval for debt financing from non-appropriated funds.
- Moneys received from state real property leases, sales, or other property transactions revert to the State's general fund.
- Sales of goods and services in competition with citizens of the state is prohibited, with only specific exceptions involving serving university students, employees, their families, and guests.

Adoption of Millennial Campus Policy

On April 7, 2022, the University of North Carolina Board of Governors adopted Section 600.1.6 of the UNC Policy Manual, *Policy on Millennial Campuses*. The policy defines the Board's authority in support of G.S. 116-198.31 and clarifies the Board's authority over millennial campus designation, as well as approvals related to issuing debt, acquisition and disposition of real property, capital projects, public-private partnership projects (P3 projects), and other related matters at the Centennial Campus, the Horace Williams Campus, and designated millennial campuses. The policy also includes an annual reporting requirement on millennial campus activities, including debt issuance, real property transactions, millennial campus real property and capital assets, and status of capital projects. The full text of the policy is available [here](#).

The UNC Policy Manual, Section 600.1, *Real Property*, includes policy and guidelines for real property transactions and capital improvement projects, which also apply to millennial campuses.

Millennial Campus Designations

UNC System institutions have requested approval from the Board of Governors for millennial campus designation or expansions numerous times in the years since the statute first defined the concept. Institutions have been motivated by desires to partner with private industry in providing research and educational opportunities for students, provide service to industry, strengthen the institution's relationship with and the fabric of the local community, and enhance economic development.

The flexibility afforded by a millennial campus designation has permitted a variety of project approaches, tailored to suit the needs of the institutions and their specific projects. Projects have included a range of solutions from an industry leasing space in a university-owned building to ground leases with facilities constructed by other partners. Privatized student housing has been a part of millennial campuses at

Appalachian State University, North Carolina Central University, and University of North Carolina Wilmington in the form of public-private partnerships.

The institutions with millennial campus designations and the UNC System are listed below:

Institution	Acreage (approx.)	Date Authorized	Additional Authorizations
Appalachian State University	582.73	2002	2015, 2016, 2018, 2021
East Carolina University	536.05	2015	2018
NC Central University	30.60	2018	
NC State University	1329.00	1987	1998, 2004, 2010, 2022
UNC Asheville	210.17	2021	
UNC-Chapel Hill	1197.80	1987	2020
UNC Charlotte	377.37	2002	2007, 2014, 2023
UNC Greensboro	71.71	2017	2017
UNC Wilmington	249.80	2007	2018, 2021
Western Carolina University	792.79	2006	2008, 2018, 2019
UNC System	269.0	2003	2022
TOTAL	5647.02		

Maps showing the locations, acreage and buildings on each millennial campus are included in **Appendix A**. Several campuses have designated millennial campus zones for specific uses within their overall millennial campus and these are noted on the campus maps.

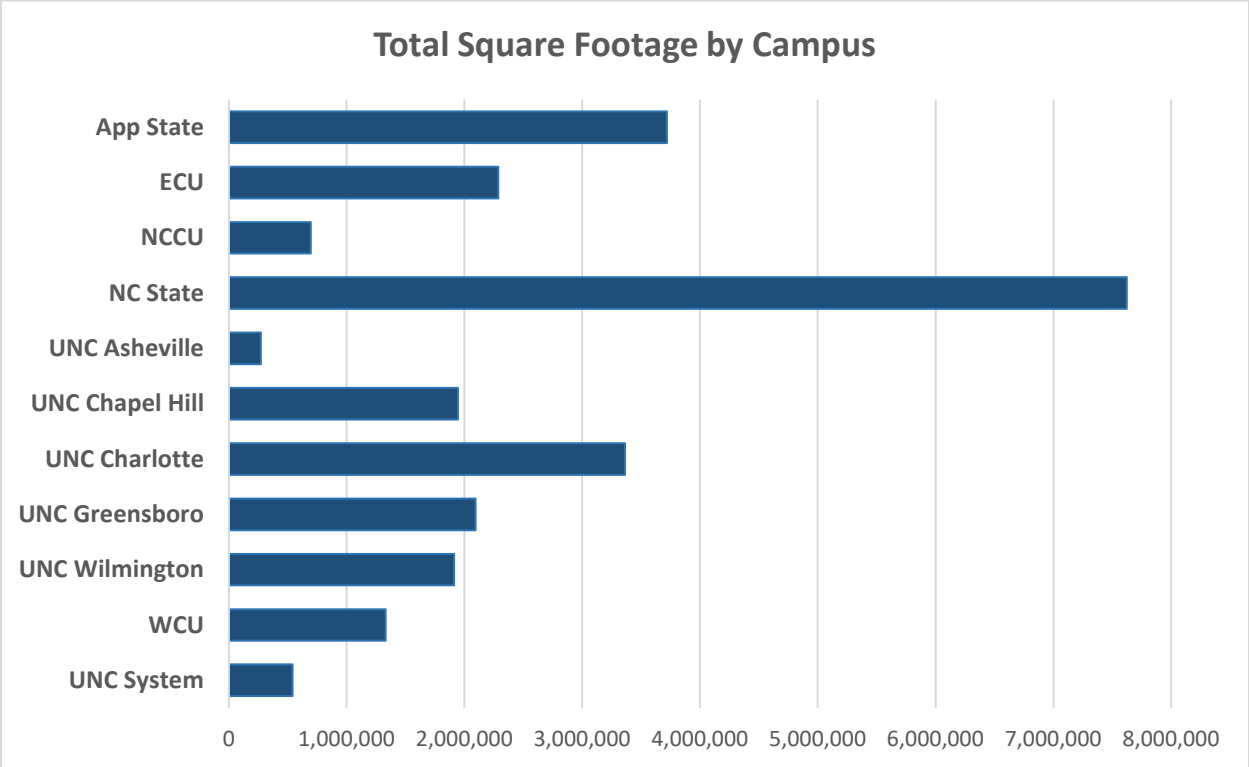
Real Property Transactions

Each campus submitted a list of real property transactions, including leases, acquisitions, and dispositions, that were active or completed before June 30, 2023. The summary of all real property transactions on all millennial campuses is included in **Appendix B**.

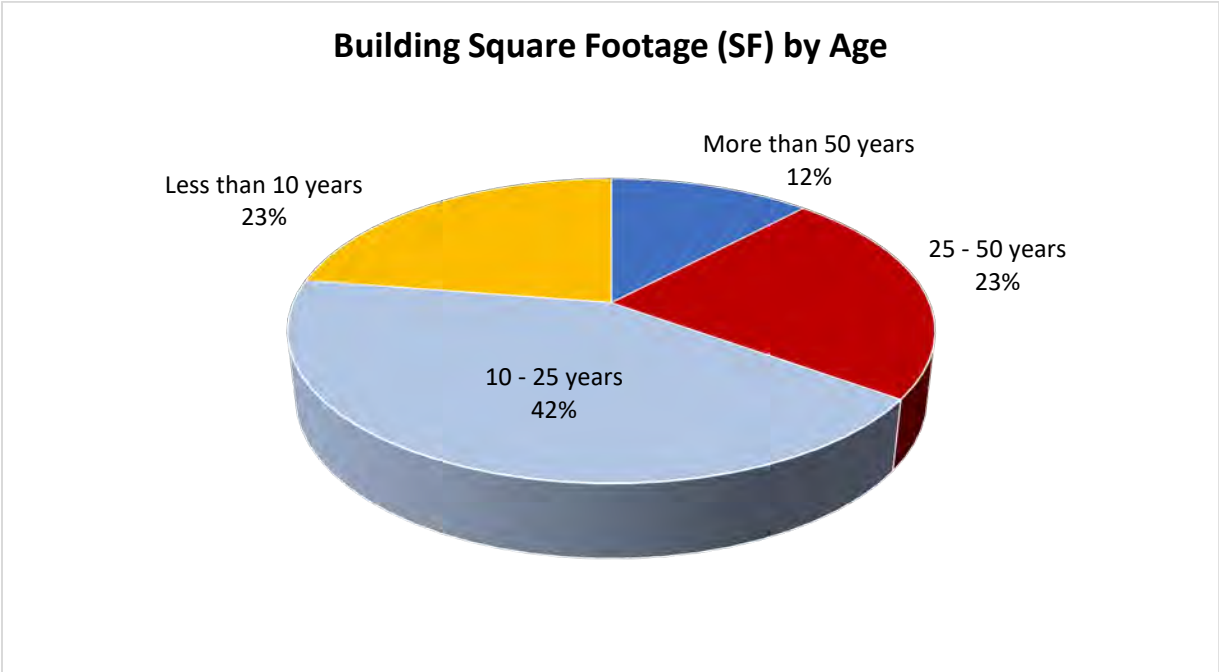
Buildings

The millennial campuses include over 600 buildings totaling approximately 25.7 million square feet. The tables below show the number of buildings and square feet for each millennial campus.

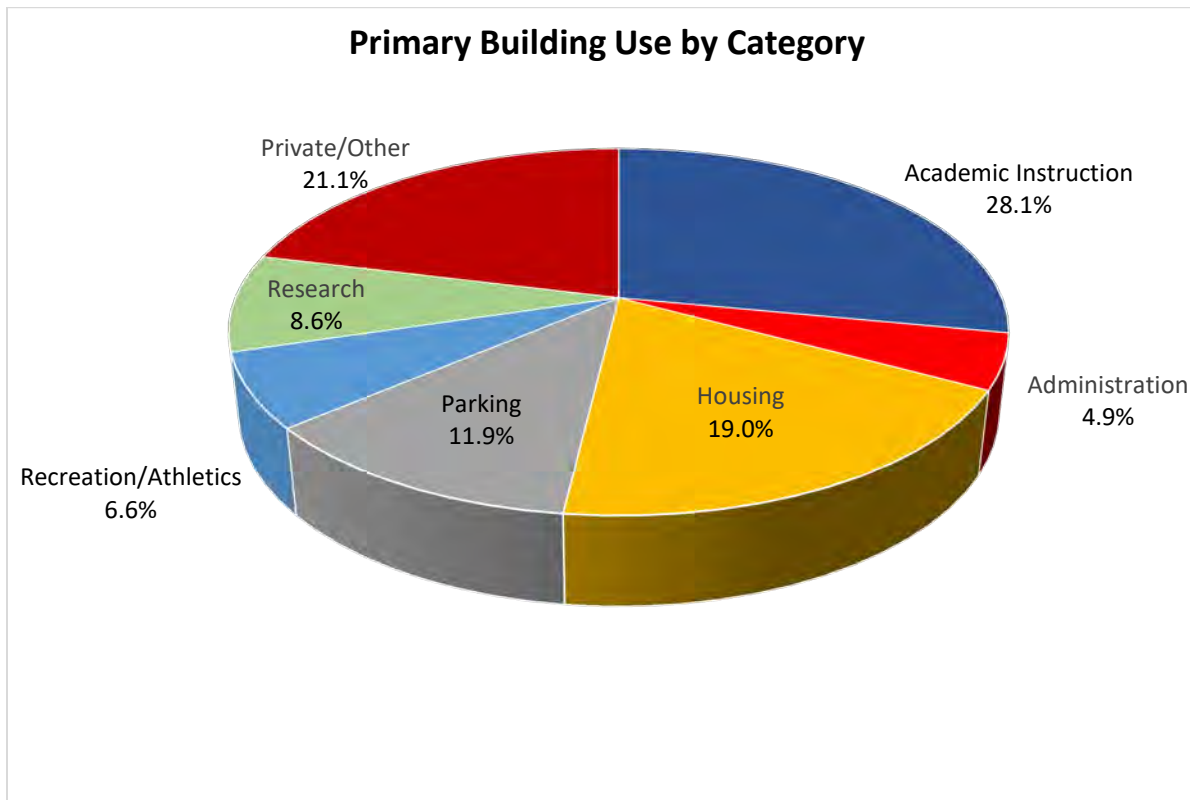
Institution	Number of Buildings	Estimated Total Square Feet (SF)
Appalachian State University	80	3,718,196
East Carolina University	55	2,286,739
NC Central University	12	771,392
NC State University	134	7,623,837
UNC Asheville	29	277,825
UNC-Chapel Hill	117	1,950,057
UNC Charlotte	76	3,362,722
UNC Greensboro	42	2,094,081
UNC Wilmington	46	1,913,291
Western Carolina University	17	1,183,190
UNC System	16	540,336
TOTAL	624	25,721,666



The institutions reported the age of the buildings located on millennial campuses. As shown below, approximately 35 percent of the buildings are 25 years or older and an additional 41 percent are 10 to 25 years old.



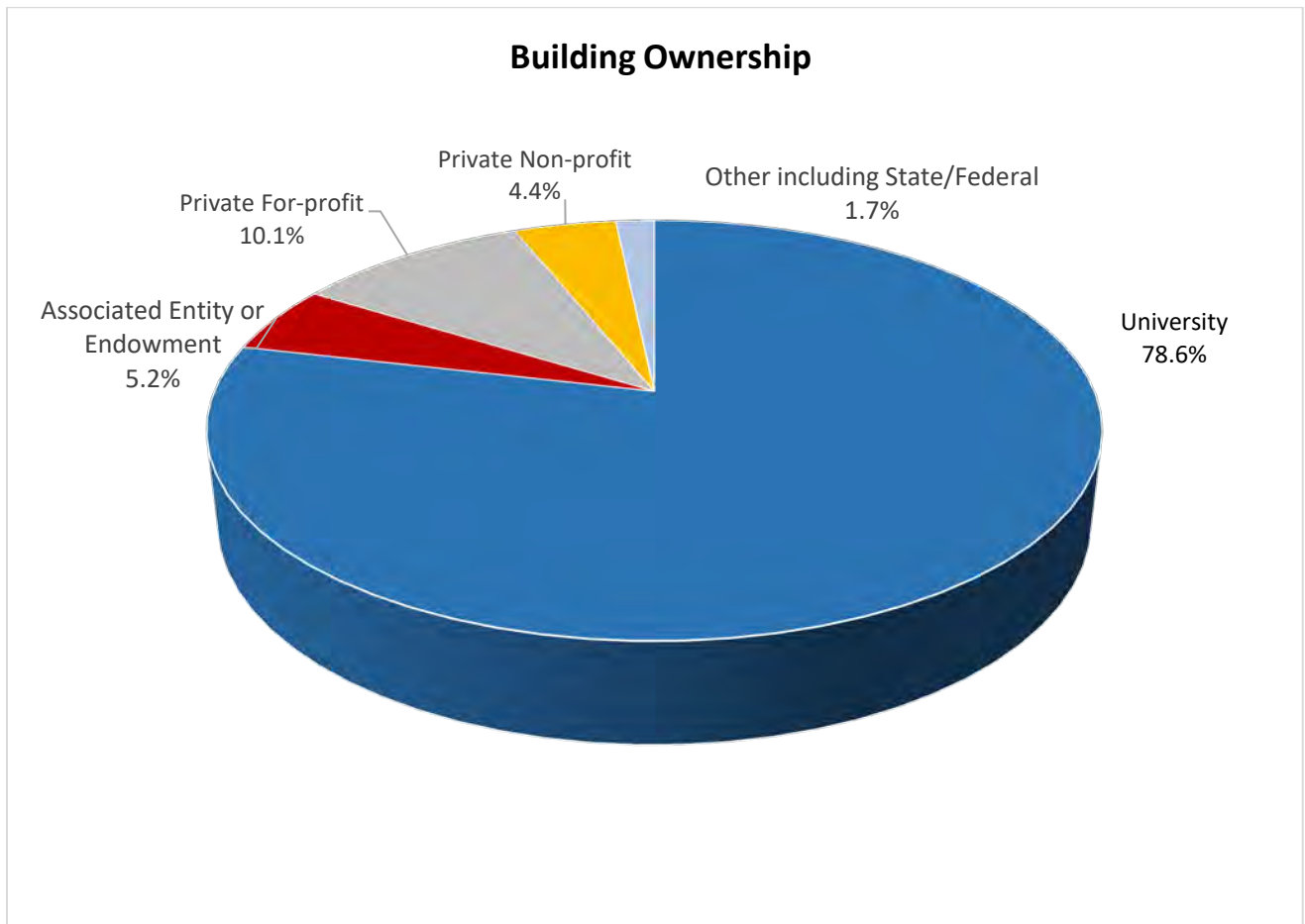
The institutions also reported the primary and secondary uses of the buildings located on millennial campuses. Systemwide, academic instruction, housing, and parking were the predominant uses, but the primary uses varied at each institution. The chart below illustrates the primary uses systemwide.



The table below provides a breakdown of the square footage by primary uses for each millennial campus.

Institution	Academic Instruction	Admin	Housing	Parking	Recreation/Athletics	Research	Private/Other	TOTAL
App State	1,010,848	59,388	1,458,655	468,632	360,373	316	359,984	3,718,196
ECU	1,186,985	81,051	-	-	76,258	239,747	702,428	2,286,739
NCCU	76,608	2,612	514,186	25,080	144,386	-	8,520	771,392
NC State	1,125,263	339,584	551,270	975,164	4,640	1,483,220	3,144,696	7,623,837
UNCA	34,697	50,421	2,779	64,242	5,027	-	120,659	277,825
UNC-CH	19,371	384,885	760,364	-	-	288,411	497,026	1,950,057
UNCC	1,905,648	2,258	-	973,090	448,491	-	33,235	3,362,722
UNCG	724,461	69,402	596,854	234,101	231,460	15,753	221,050	2,094,081
UNCW	548,818	34,236	595,165	308,801	197,566	165,386	63,319	1,913,291
WCU	480,840	76,883	399,289	-	219,113	-	7,065	1,183,190
UNC System	105,100	148,392	-	-	-	17,031	269,913	540,336
TOTAL	7,218,539	1,249,112	4,879,562	3,049,110	1,687,584	2,209,864	5,427,895	25,721,666

The institutions reported on the ownership of buildings located on millennial campuses. The chart below shows building ownership by category and approximately 79 percent of all buildings are university owned.



The table below indicates the square footage on each millennial campus by ownership category.

Institution	University Owned	AE or Endowment	Private For-profit	Private Non-profit	Other incl. State/Federal	TOTAL
App State	3,060,596	265,089	-	392,511	-	3,718,196
ECU	2,127,945	44,178	-	114,616	-	2,286,739
NCCU	551,708	219,684	-	-	-	771,392
NC State	4,948,811	43,313	2,155,387	60,417	415,909	7,623,837
UNCA	258,610	15,315	-	3,900	-	277,825
UNC-CH	1,950,057	-	-	-	-	1,950,057
UNCC	3,351,351	-	-	-	11,371	3,362,722
UNCG	2,026,949	67,132	-	-	-	2,094,081
UNCW	869,506	600,909	-	442,876	-	1,913,291
WCU	783,901	8,935	200,000	117,534	-	1,183,190
UNC System	299,530	-	240,806	-	-	540,336
TOTAL	20,228,964	1,337,555	2,596,193	1,131,674	427,280	25,721,666

A list of all buildings and additional details for each millennial campus are included in **Appendix C**.

Institutions were also asked to report on capital construction projects and public-private partnership (P3) projects active as of June 30, 2023. The capital construction projects and P3 projects are contracts executed with the university as the owner. There are close to 50 active construction projects totaling approximately \$505 million. In addition, there are 13 P3 projects, which are primarily housing projects. A list of construction projects by campus is included in **Appendix D** and the list of P3 projects is included in **Appendix E**.

Debt and Financial Statements

The institutions submitted financial information including debt issuances and financial statements for the millennial campuses. A summary of debt issuances by campus is included at Appendix F.

G.S. 116-36.5 requires money received from the lease or rental of real property on a millennial campus to be placed in a special trust fund. The millennial campuses were asked to submit financial statements as of June 30, 2023.

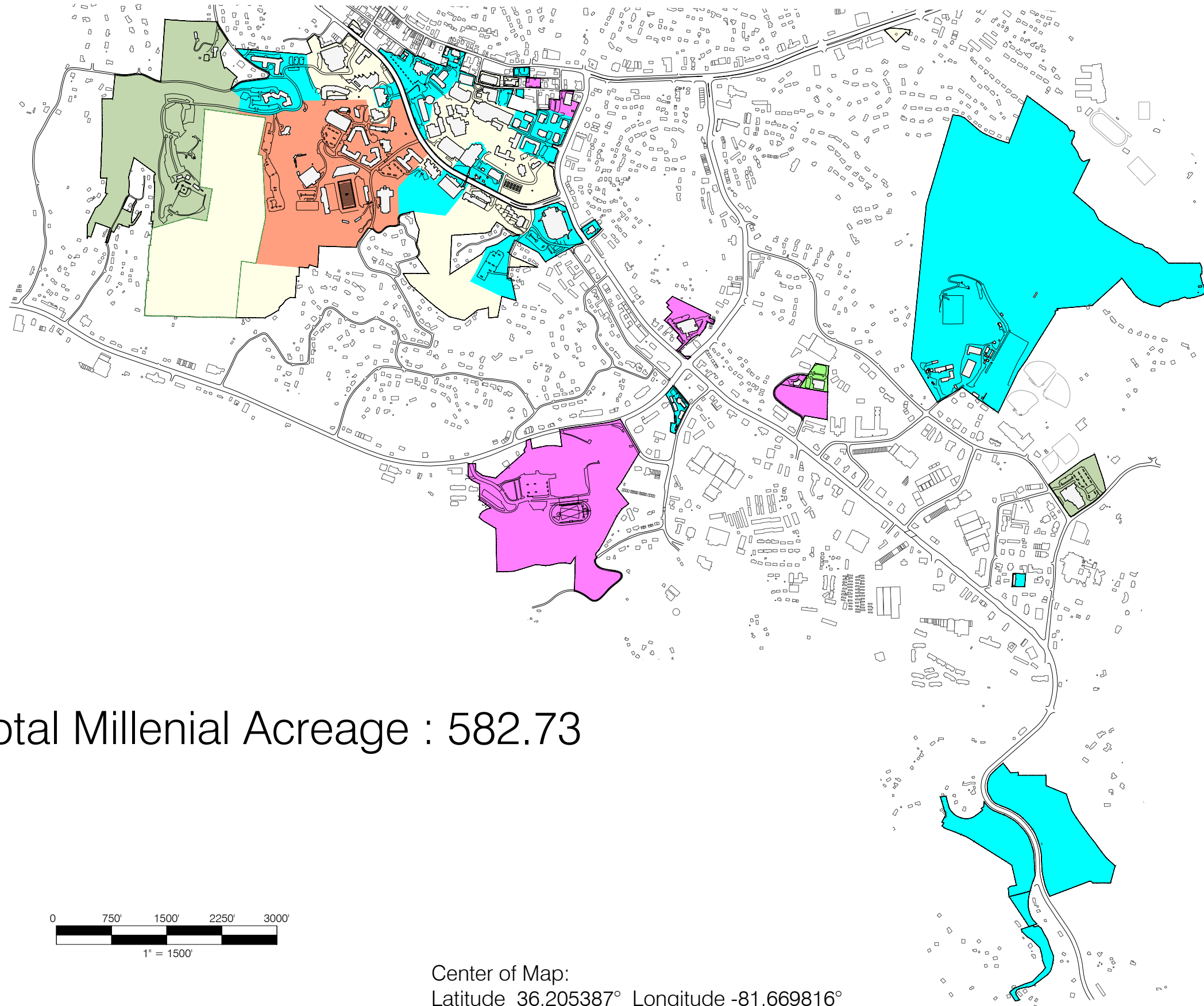
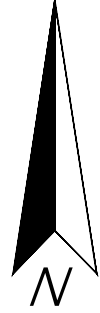
The financial statements that were received are included in **Appendix G**.

Summary







The 2023 Millennial Campus Report is the first annual report that focuses solely on the assets and activity on the millennial campuses established within the UNC System. The report provides a comprehensive summary of millennial campuses assets and activities as of June 30, 2023, and establishes a baseline for comparison of future transactions. Such information will help inform the future decisions of the institutions and leverage the ability to utilize millennial campuses to strengthen and reinforce the academic and research missions.

APPENDIX A
MILLENNIAL CAMPUS MAPS

Appalachian State Millennial Campus Overview



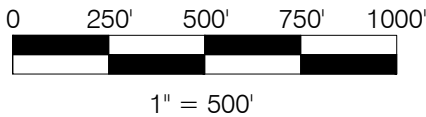
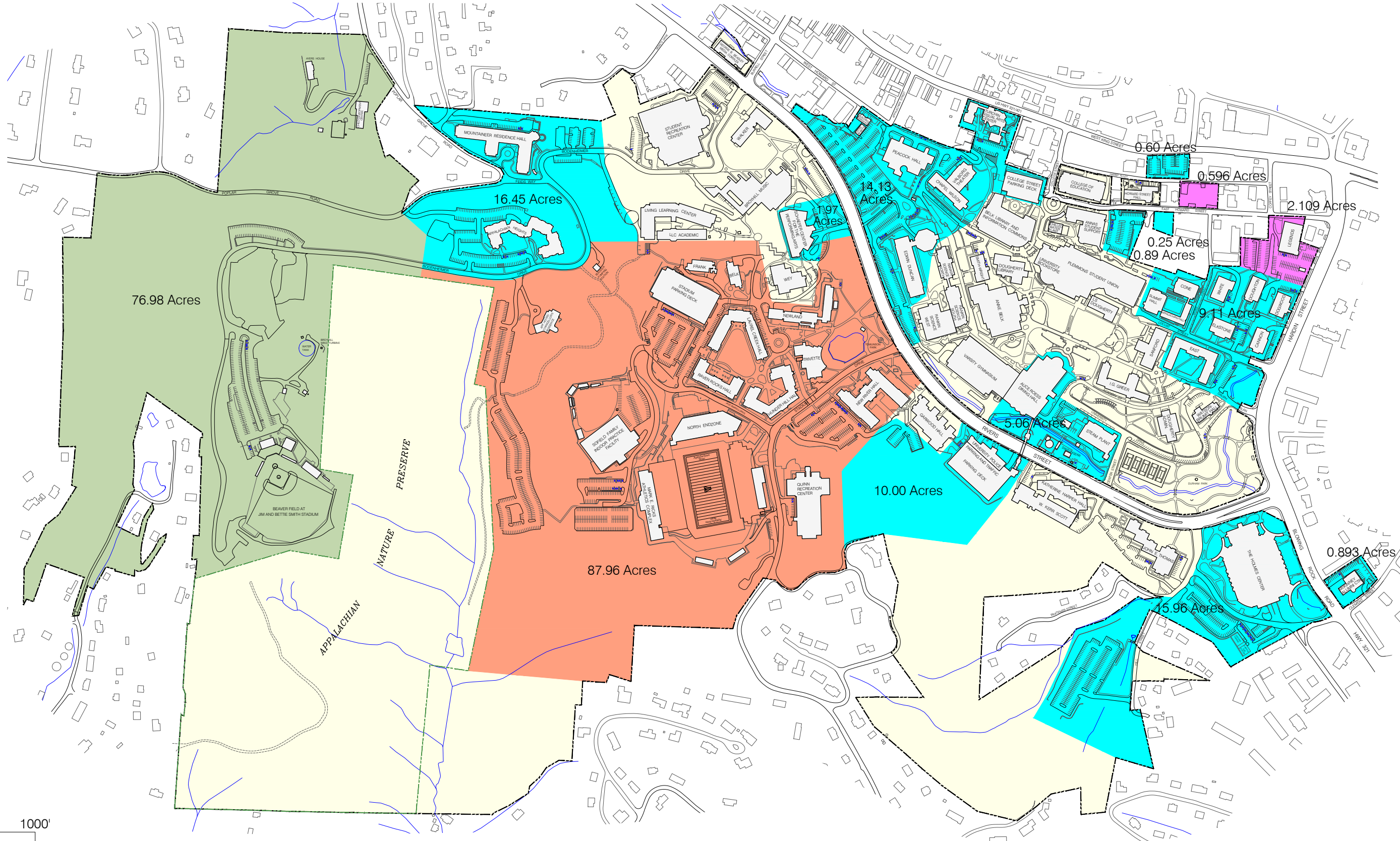
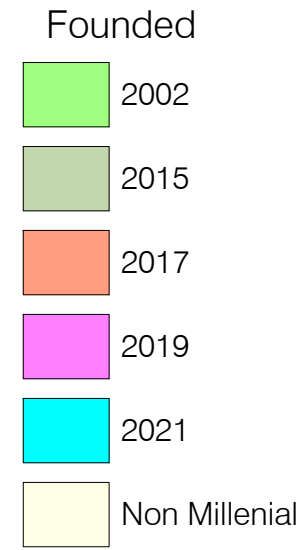
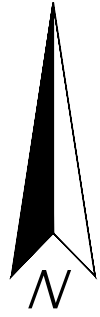
Founded

-  2002
-  2015
-  2017
-  2019
-  2021
-  Non Millennial

Total Millennial Acreage : 582.73

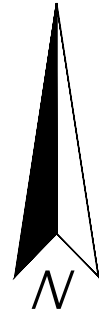
Center of Map:
Latitude 36.205387° Longitude -81.669816°

Appalachian State Millennial Campus: Main Campus

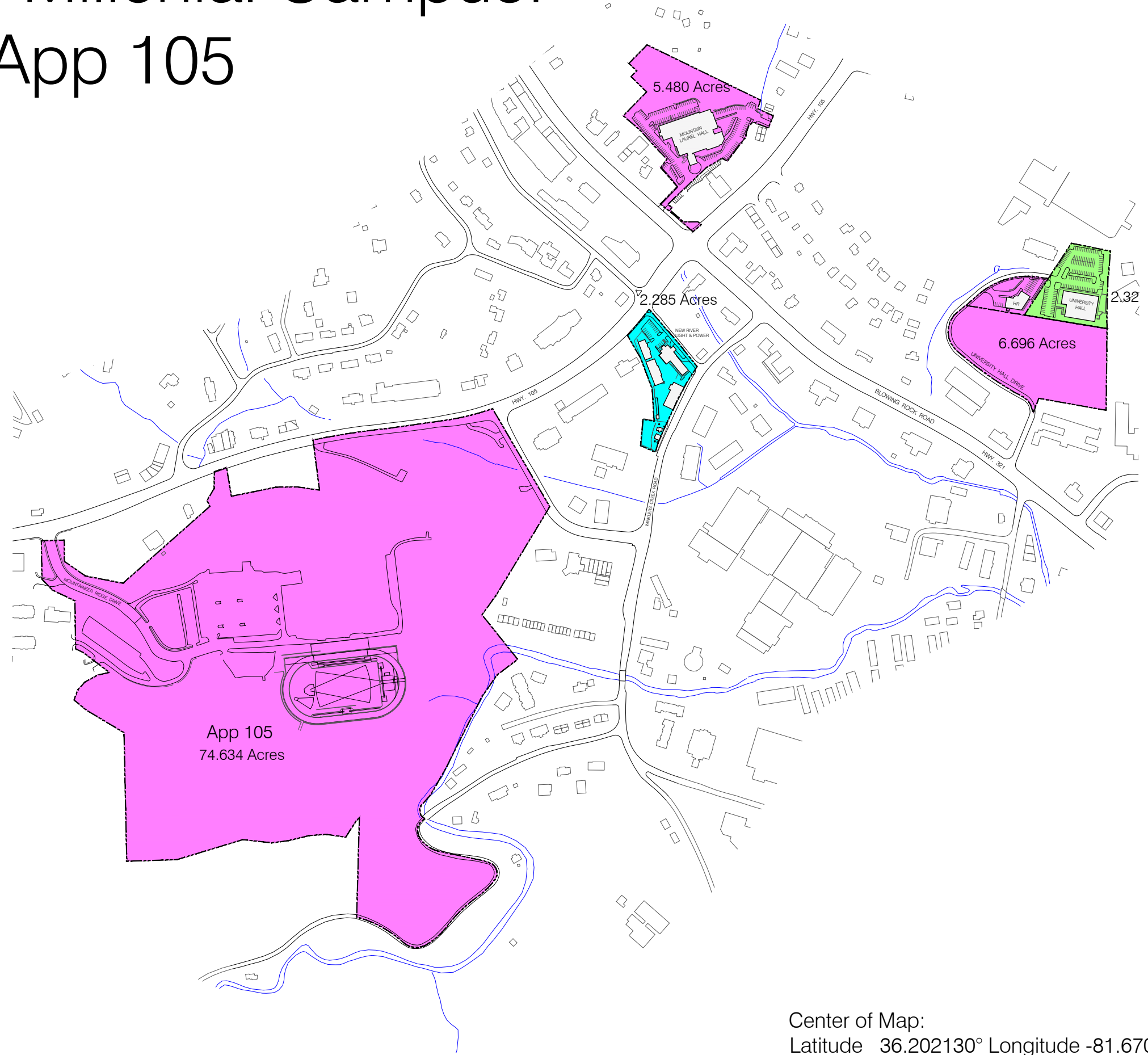
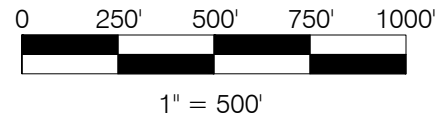


Center of Map:
 Latitude 36.215201° Longitude -81.682906°

Appalachian State Millennial Campus: Outlying Property App 105 to University Hall

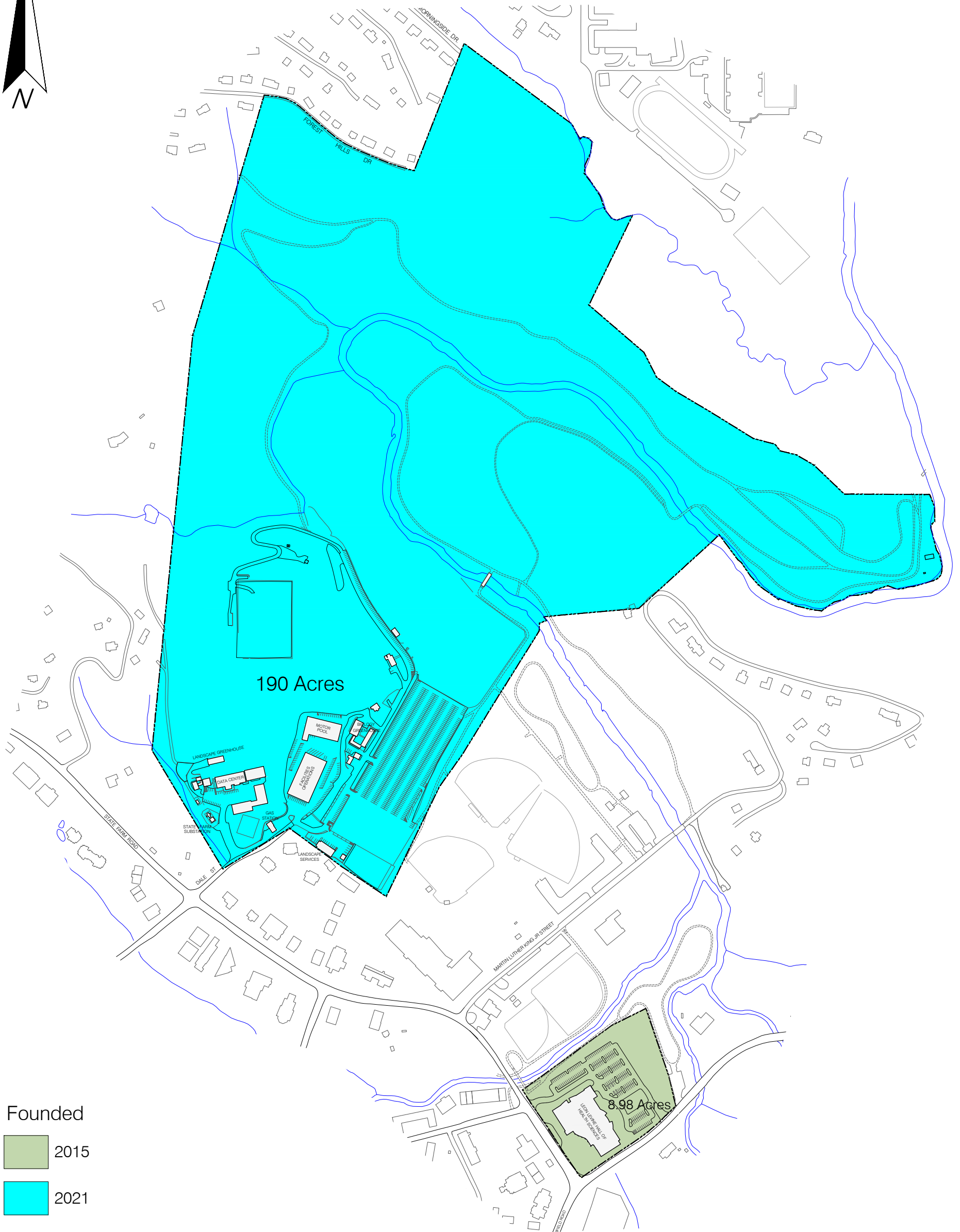
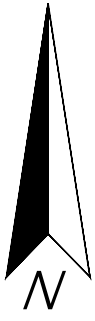


- Founded
- 2002
 - 2015
 - 2017
 - 2019
 - 2021
 - Non Millennial



Center of Map:
Latitude 36.202130° Longitude -81.670631°

Appalachian State Millennial Campus: State Farm Recreation Fields

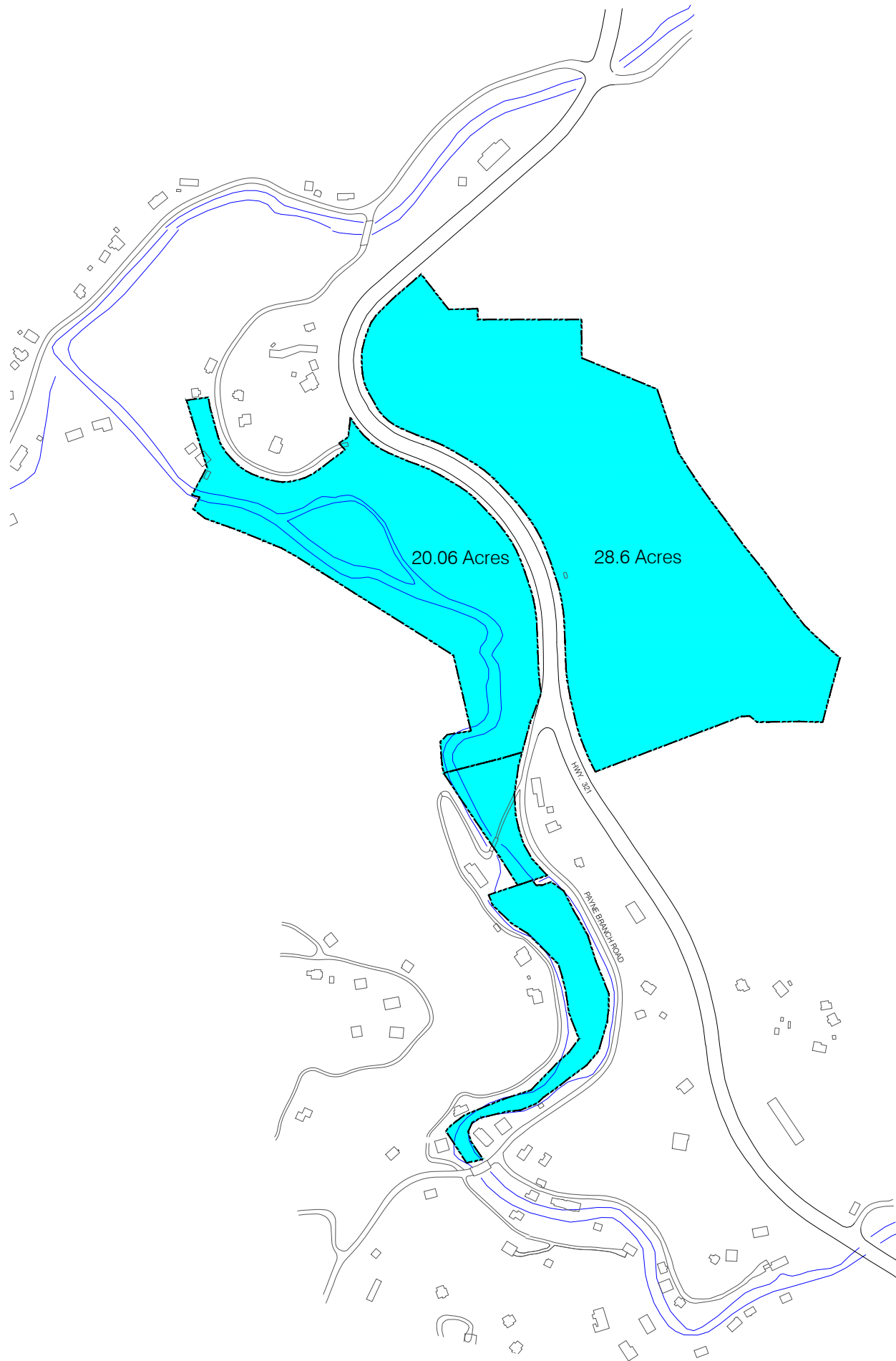
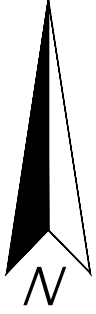


Founded
2015
2021

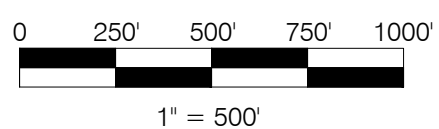

0 250' 500' 750' 1000'
1" = 500'

Center of Map:
Latitude 36.209013° Longitude -81.655064°

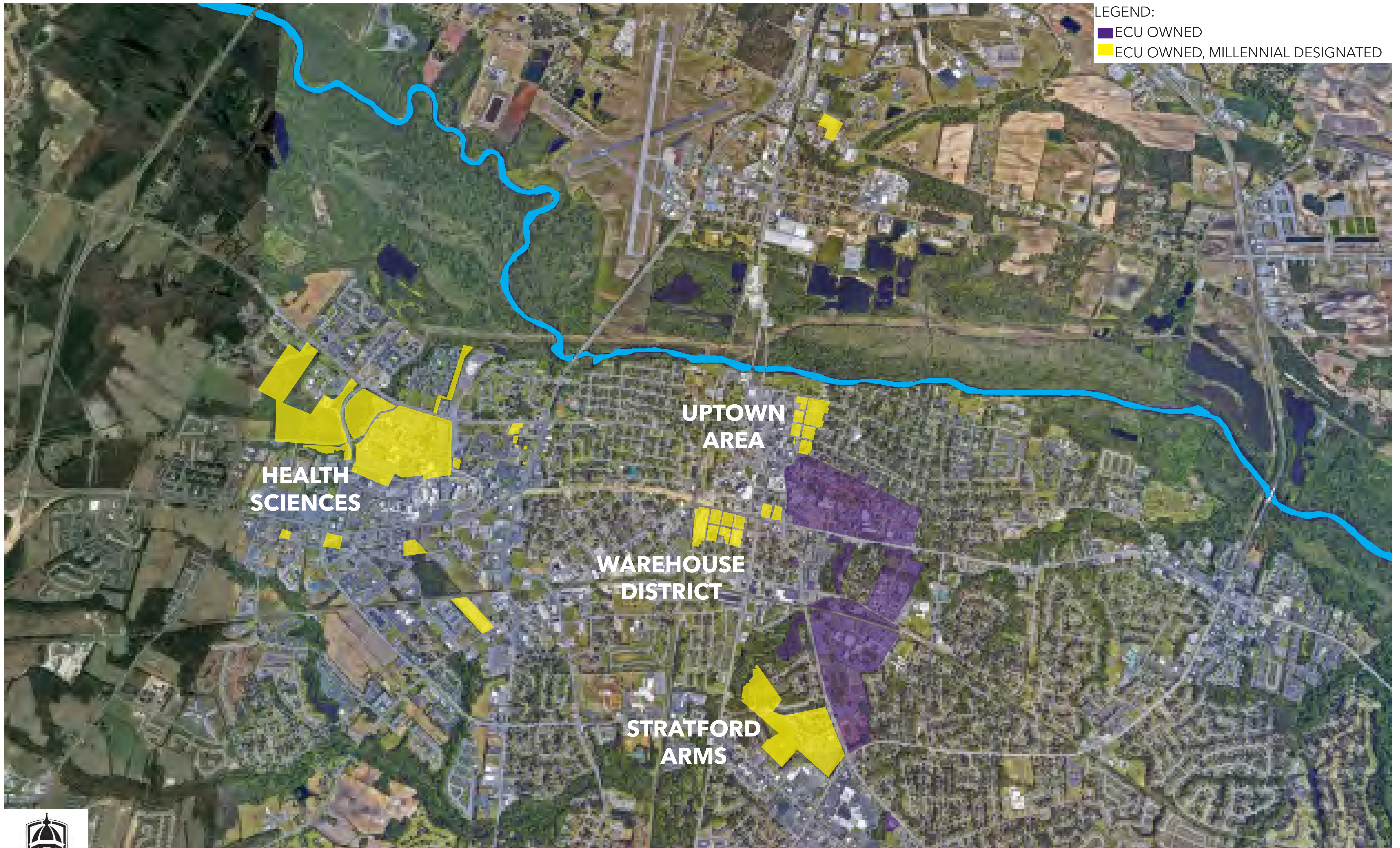
Appalachian State Millennial Campus: Boone Gorge South of City Limits



Founded



Center of Map:
Latitude 36.186106° Longitude -81.651943°



LEGEND:
■ ECU OWNED
■ ECU OWNED, MILLENNIAL DESIGNATED





LEGEND:

- ECU OWNED
- ECU OWNED, MILLENNIAL DESIGNATED

PARCEL	AREA	ADDRESS	DESCRIPTION
025881000	170.61	124 COASTAL CAMPUS WAY	PARCEL A
025868003	29.30	0 SKYCO RD	PARCEL B
TOTAL	199.91 ACRES		

EXISTING SQUARE FOOTAGE WITHIN DEFINED AREA IS:
 81,101 SF CSI RESEARCH BUILDING
 14,359 SF CSI MARINE SERVICES BUILDING
 95,460 SF TOTAL

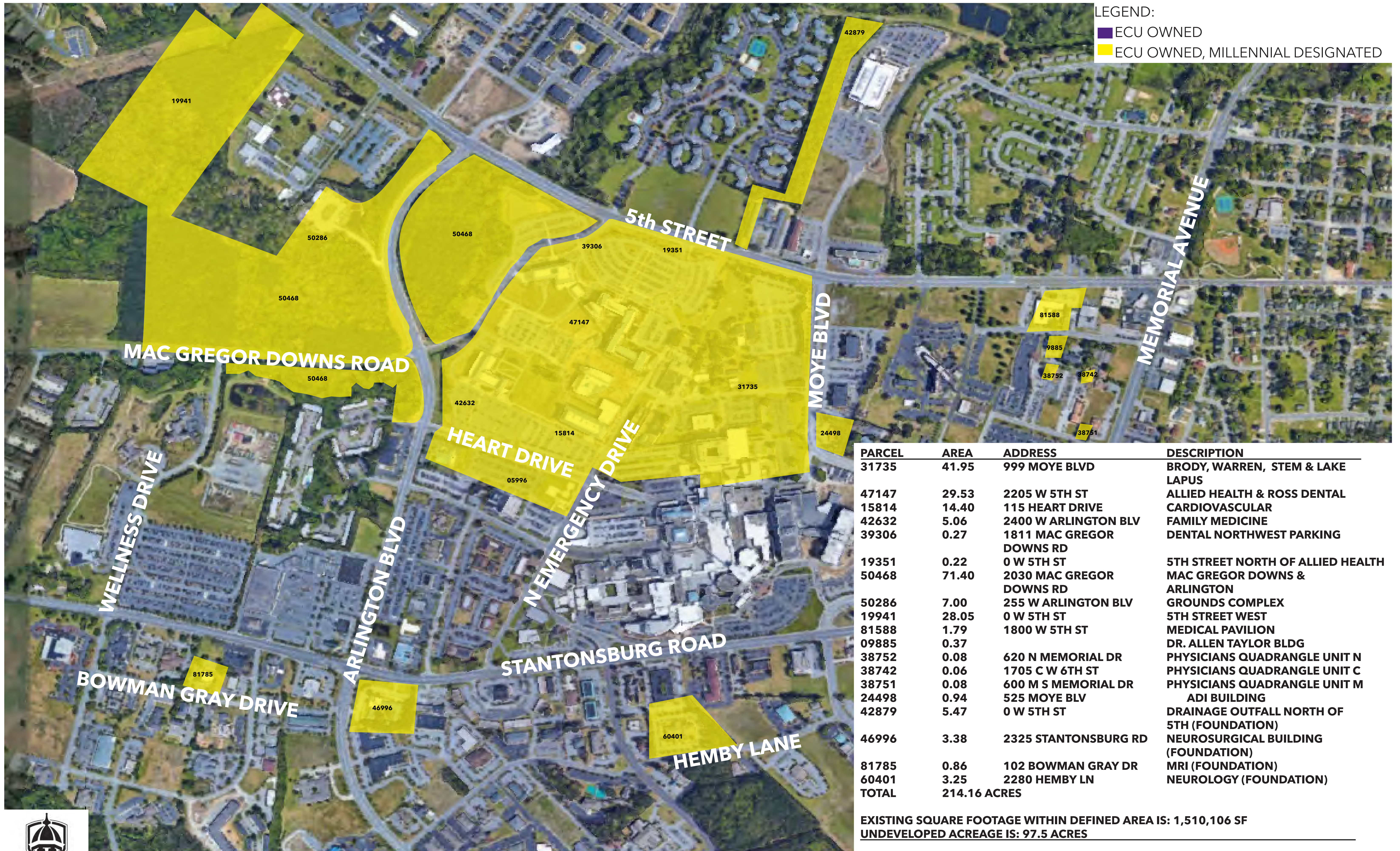
AN EARLIER APPRAISAL IDENTIFIED THE LAND CONTAINED 150.4 ACRES OF WETLAND AND MARSH.

*ACREAGE AND USABLE SQUARE FOOTAGE TOTALS ARE BASED ON CURRENT TAX INFORMATION.



COASTAL STUDIES INSTITUTE CAMPUS PROPERTIES

COMPOSITE DARE COUNTY GIS & GOOGLE EARTH AERIAL MAP - NOT TO SCALE - AUGUST 2023

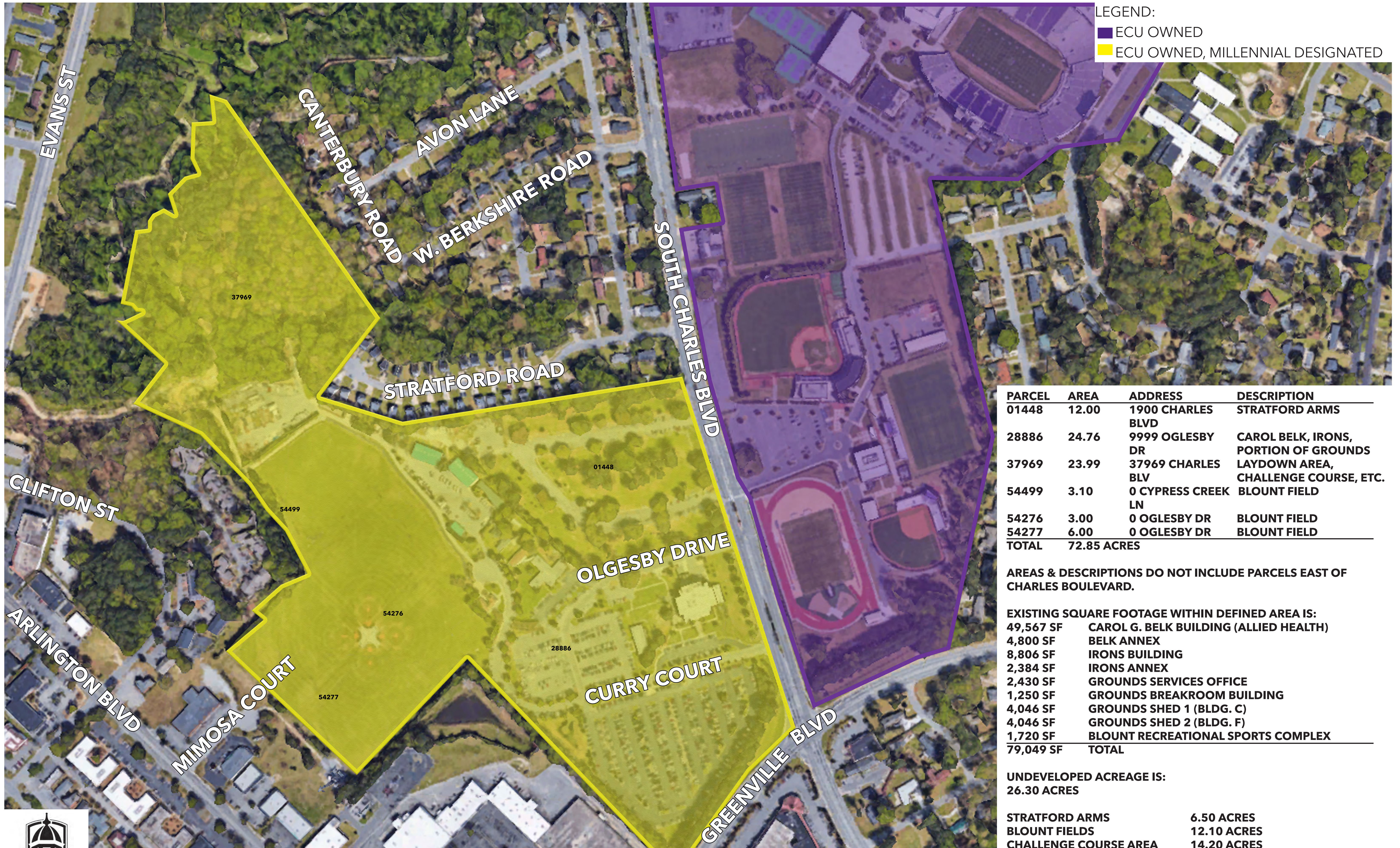


LEGEND:
 ■ ECU OWNED
 ■ ECU OWNED, MILLENNIAL DESIGNATED

PARCEL	AREA	ADDRESS	DESCRIPTION
31735	41.95	999 MOYE BLVD	BRODY, WARREN, STEM & LAKE LAPUS
47147	29.53	2205 W 5TH ST	ALLIED HEALTH & ROSS DENTAL
15814	14.40	115 HEART DRIVE	CARDIOVASCULAR
42632	5.06	2400 W ARLINGTON BLV	FAMILY MEDICINE
39306	0.27	1811 MAC GREGOR DOWNS RD	DENTAL NORTHWEST PARKING
19351	0.22	0 W 5TH ST	5TH STREET NORTH OF ALLIED HEALTH
50468	71.40	2030 MAC GREGOR DOWNS RD	MAC GREGOR DOWNS & ARLINGTON
50286	7.00	255 W ARLINGTON BLV	GROUNDS COMPLEX
19941	28.05	0 W 5TH ST	5TH STREET WEST
81588	1.79	1800 W 5TH ST	MEDICAL PAVILION
09885	0.37		DR. ALLEN TAYLOR BLDG
38752	0.08	620 N MEMORIAL DR	PHYSICIANS QUADRANGLE UNIT N
38742	0.06	1705 C W 6TH ST	PHYSICIANS QUADRANGLE UNIT C
38751	0.08	600 M S MEMORIAL DR	PHYSICIANS QUADRANGLE UNIT M
24498	0.94	525 MOYE BLV	ADI BUILDING
42879	5.47	0 W 5TH ST	DRAINAGE OUTFALL NORTH OF 5TH (FOUNDATION)
46996	3.38	2325 STANTONSBURG RD	NEUROSURGICAL BUILDING (FOUNDATION)
81785	0.86	102 BOWMAN GRAY DR	MRI (FOUNDATION)
60401	3.25	2280 HEMBY LN	NEUROLOGY (FOUNDATION)
TOTAL	214.16 ACRES		

EXISTING SQUARE FOOTAGE WITHIN DEFINED AREA IS: 1,510,106 SF
 UNDEVELOPED ACREAGE IS: 97.5 ACRES

*ACREAGE AND USABLE SQUARE FOOTAGE TOTALS ARE BASED ON CURRENT TAX INFORMATION.



LEGEND:
 ECU OWNED
 ECU OWNED, MILLENNIAL DESIGNATED

PARCEL	AREA	ADDRESS	DESCRIPTION
01448	12.00	1900 CHARLES BLVD	STRATFORD ARMS
28886	24.76	9999 OGLESBY DR	CAROL BELK, IRONS, PORTION OF GROUNDS
37969	23.99	37969 CHARLES BLV	LAYDOWN AREA, CHALLENGE COURSE, ETC.
54499	3.10	0 CYPRESS CREEK LN	BLOUNT FIELD
54276	3.00	0 OGLESBY DR	BLOUNT FIELD
54277	6.00	0 OGLESBY DR	BLOUNT FIELD
TOTAL	72.85 ACRES		

AREAS & DESCRIPTIONS DO NOT INCLUDE PARCELS EAST OF CHARLES BOULEVARD.

EXISTING SQUARE FOOTAGE WITHIN DEFINED AREA IS:

49,567 SF	CAROL G. BELK BUILDING (ALLIED HEALTH)
4,800 SF	BELK ANNEX
8,806 SF	IRONS BUILDING
2,384 SF	IRONS ANNEX
2,430 SF	GROUNDS SERVICES OFFICE
1,250 SF	GROUNDS BREAKROOM BUILDING
4,046 SF	GROUNDS SHED 1 (BLDG. C)
4,046 SF	GROUNDS SHED 2 (BLDG. F)
1,720 SF	BLOUNT RECREATIONAL SPORTS COMPLEX
79,049 SF	TOTAL

UNDEVELOPED ACREAGE IS:
26.30 ACRES

STRATFORD ARMS	6.50 ACRES
BLOUNT FIELDS	12.10 ACRES
CHALLENGE COURSE AREA	14.20 ACRES

*ACREAGE AND USABLE SQUARE FOOTAGE TOTALS ARE BASED ON CURRENT TAX INFORMATION.



STRATFORD ARMS & BLOUNT FIELDS AREA CAMPUS PROPERTIES

COMPOSITE PITT COUNTY OPIS & GOOGLE EARTH AERIAL MAP - NOT TO SCALE - **AUGUST 2023**



LEGEND:
■ ECU OWNED
■ ECU OWNED, MILLENNIAL DESIGNATED

PARCEL	AREA	ADDRESS	DESCRIPTION
29282	8.13	300 E FIRST ST	WILLIS BLDG. & PARKING
29290	2.95	0 E FOURTH ST	PARKING/NORTH OF 4TH ST.
29291	2.31	0 E FIFTH ST	PARKING/NORTH OF 5TH ST.
06289	0.47	200 E 1ST ST	MATERIALS MANAGEMENT BLDG. 141
25518	0.63	210 E FIRST ST	HUMAN RESOURCES BLDG. 127
25519	0.48	120 READE ST	FINANCIAL SERVICES BLDG.
05420	0.63	209 COTANCHE ST	COTANCHE BLDG. (ITCS)
04825	0.25	0 E 2ND ST	COTANCHE BLDG. LOADING
04826	0.50	0 E 3RD ST	COTANCHE BLDG. PARKING
04827	0.08	0 READE ST	COTANCHE BLDG. GENERATOR
19984	0.20	219 COTANCHE ST	COTANCHE BLDG. PARKING
13379	0.15	0 COTANCHE ST	BLDG. 165 PARKING
23014	0.08	221 COTANCHE ST	BLDG. 165 PARKING
14375	0.08	209 E THIRD ST	BLDG. 165
25725	0.08	208 E THIRD ST	ADMIN. SUPPORT ANNEX
25720	0.18	0 COTANCHE ST	ADMIN. SUPPORT ANNEX PARKING
06559	0.23	311 COTANCHE ST	PARKING
25254	0.10	0 COTANCHE ST	PARKING
18751	0.51	0 E THIRD ST	PARKING
18752	0.53	0 E FOURTH ST	PARKING
07630	0.38	319 COTANCHE ST	BLDG. 159
24889	0.17	210 E FOURTH ST	ENVIRO. HEALTH & SAFETY
TOTAL	19.04 ACRES		

AREAS & DESCRIPTIONS DO NOT INCLUDE PARCELS SOUTH OF 5TH STREET OR EAST OF SUMMIT STREET.

EXISTING SQUARE FOOTAGE WITHIN DEFINED AREA IS:

7,093 SF	BUILDING 141 (MATERIALS MANAGEMENT)
13,088 SF	BUILDING 127 (HUMAN RESOURCES)
15,366 SF	WILLIS BUILDING
5,568 SF	FINANCIAL SERVICES BUILDING
18,659 SF	CROATAN BUILDING
3,800 SF	BUILDING 165
3,096 SF	EH&S BUILDING (BROWNING)
66,670 SF	TOTAL

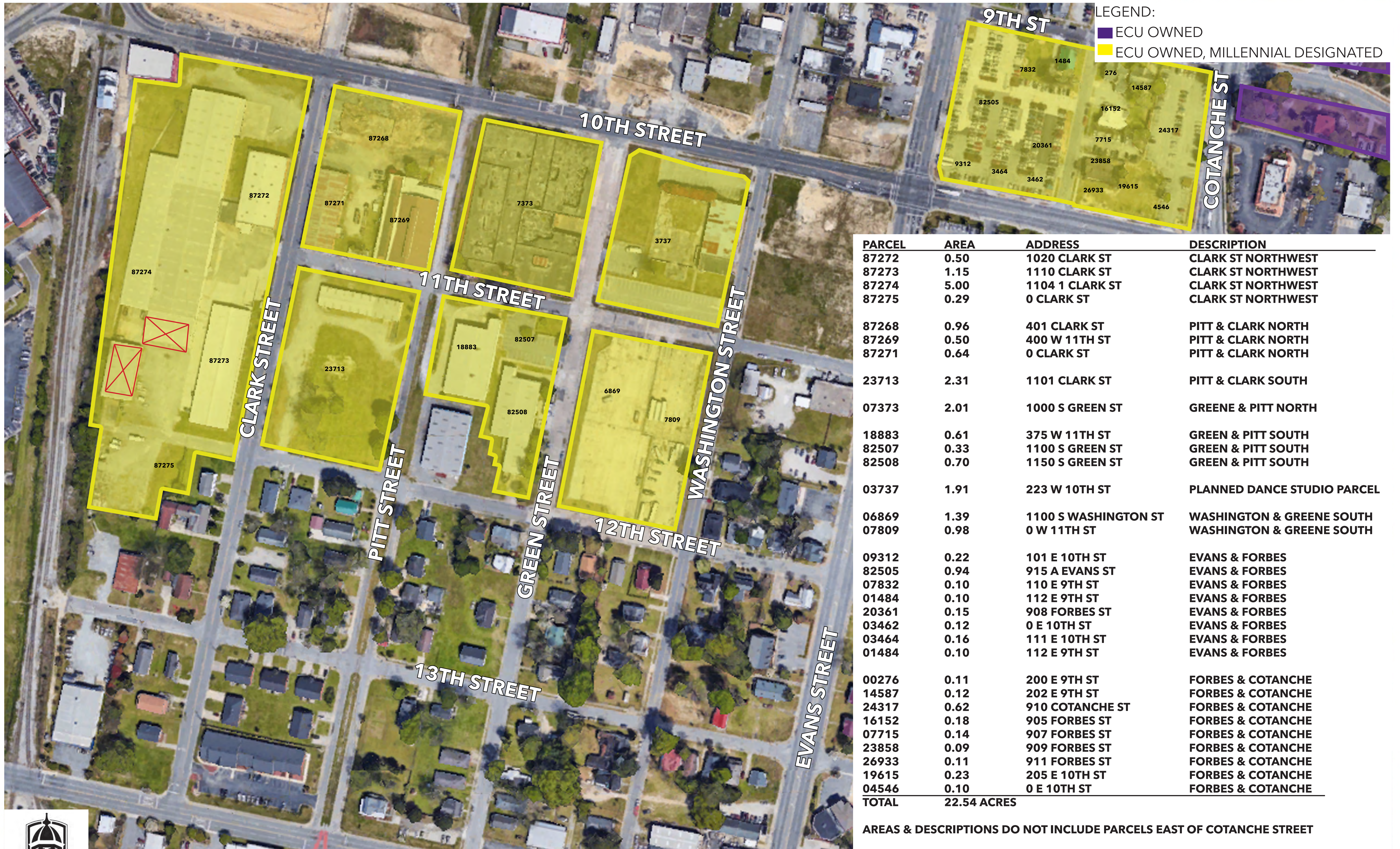
UNDEVELOPED ACREAGE IS:
 0 ACRES. HOWEVER, PARKING AREAS OCCUPY APPROXIMATELY 14 ACRES WITHIN THIS AREA.

*ACREAGE AND USABLE SQUARE FOOTAGE TOTALS ARE BASED ON CURRENT TAX INFORMATION.



UPTOWN AREA CAMPUS PROPERTIES

COMPOSITE PITT COUNTY OPIS & GOOGLE EARTH AERIAL MAP - NOT TO SCALE - AUGUST 2023



LEGEND:
■ ECU OWNED
■ ECU OWNED, MILLENNIAL DESIGNATED

PARCEL	AREA	ADDRESS	DESCRIPTION
87272	0.50	1020 CLARK ST	CLARK ST NORTHWEST
87273	1.15	1110 CLARK ST	CLARK ST NORTHWEST
87274	5.00	1104 1 CLARK ST	CLARK ST NORTHWEST
87275	0.29	0 CLARK ST	CLARK ST NORTHWEST
87268	0.96	401 CLARK ST	PITT & CLARK NORTH
87269	0.50	400 W 11TH ST	PITT & CLARK NORTH
87271	0.64	0 CLARK ST	PITT & CLARK NORTH
23713	2.31	1101 CLARK ST	PITT & CLARK SOUTH
07373	2.01	1000 S GREEN ST	GREENE & PITT NORTH
18883	0.61	375 W 11TH ST	GREEN & PITT SOUTH
82507	0.33	1100 S GREEN ST	GREEN & PITT SOUTH
82508	0.70	1150 S GREEN ST	GREEN & PITT SOUTH
03737	1.91	223 W 10TH ST	PLANNED DANCE STUDIO PARCEL
06869	1.39	1100 S WASHINGTON ST	WASHINGTON & GREENE SOUTH
07809	0.98	0 W 11TH ST	WASHINGTON & GREENE SOUTH
09312	0.22	101 E 10TH ST	EVANS & FORBES
82505	0.94	915 A EVANS ST	EVANS & FORBES
07832	0.10	110 E 9TH ST	EVANS & FORBES
01484	0.10	112 E 9TH ST	EVANS & FORBES
20361	0.15	908 FORBES ST	EVANS & FORBES
03462	0.12	0 E 10TH ST	EVANS & FORBES
03464	0.16	111 E 10TH ST	EVANS & FORBES
01484	0.10	112 E 9TH ST	EVANS & FORBES
00276	0.11	200 E 9TH ST	FORBES & COTANCHE
14587	0.12	202 E 9TH ST	FORBES & COTANCHE
24317	0.62	910 COTANCHE ST	FORBES & COTANCHE
16152	0.18	905 FORBES ST	FORBES & COTANCHE
07715	0.14	907 FORBES ST	FORBES & COTANCHE
23858	0.09	909 FORBES ST	FORBES & COTANCHE
26933	0.11	911 FORBES ST	FORBES & COTANCHE
19615	0.23	205 E 10TH ST	FORBES & COTANCHE
04546	0.10	0 E 10TH ST	FORBES & COTANCHE
TOTAL	22.54 ACRES		

AREAS & DESCRIPTIONS DO NOT INCLUDE PARCELS EAST OF COTANCHE STREET

EXISTING SQUARE FOOTAGE WITHIN THE DEFINED AREA IS : 323,310

UNDEVELOPED ACREAGE IS: 8.8 ACRES

*ACREAGE AND USABLE SQUARE FOOTAGE TOTALS ARE BASED ON CURRENT TAX INFO.



WAREHOUSE DISTRICT CAMPUS PROPERTIES

COMPOSITE PITT COUNTY OPIS & GOOGLE EARTH AERIAL MAP - NOT TO SCALE - AUGUST 2023



LEGEND:
■ ECU OWNED
■ ECU OWNED, MILLENNIAL DESIGNATED

PARCEL	AREA	ADDRESS	DESCRIPTION
23568	6.71	0 E BELVOIR RD	GREENHOUSE SITE
TOTAL	6.71 ACRES		

*ACREAGE AND USABLE SQUARE FOOTAGE TOTALS ARE BASED ON CURRENT TAX INFORMATION.

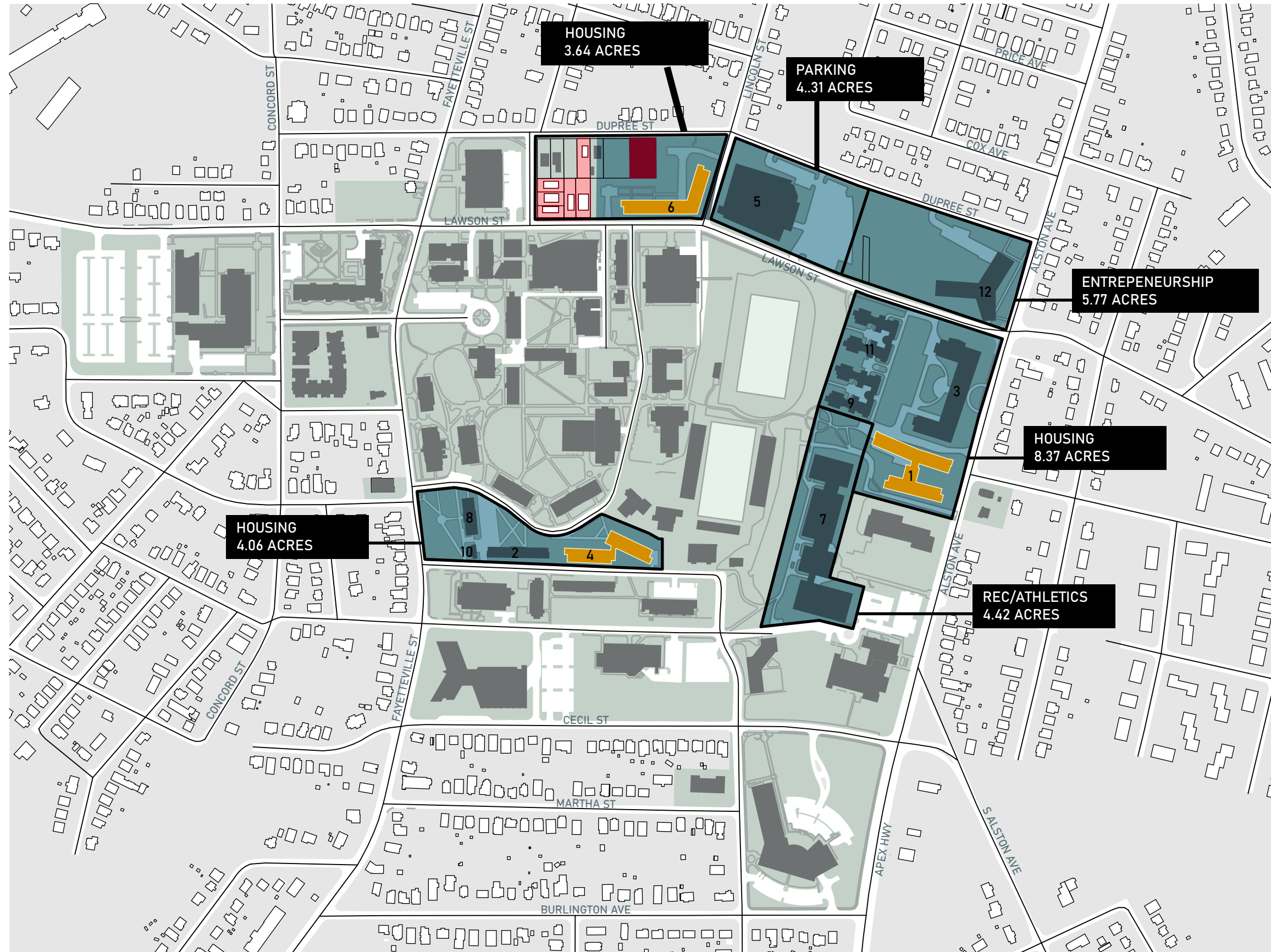


GREENHOUSE FIELD SITE

GOOGLE EARTH AREAL MAP - NOT TO SCALE - **AUGUST 2023**

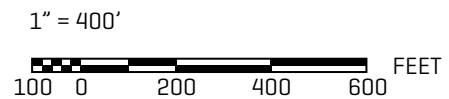
NORTH CAROLINA CENTRAL UNIVERSITY

MILLENNIAL CAMPUS LOCATION + AREA MAP



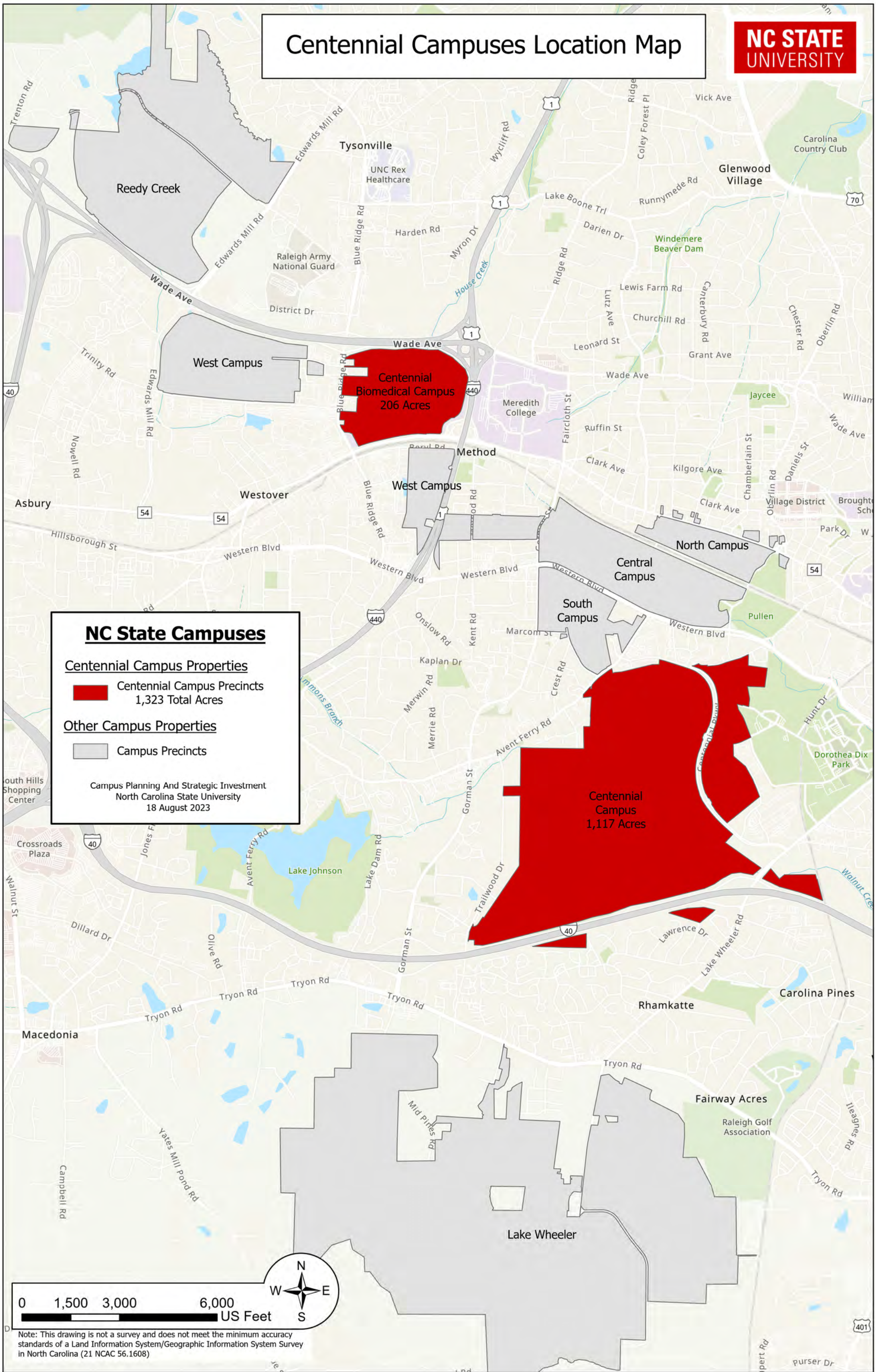
- 1 ALSTON AVENUE APARTMENTS
- 2 BAYNES RESIDENCE HALL
(PLANNED FOR DEMOLITION)
- 3 CHIDLEY NORTH RESIDENCE HALL
- 4 GEORGE STREET RESIDENTIAL COMPLEX
- 5 LATHAM PARKING DECK
- 6 LAWSON STREET RESIDENTIAL COMPLEX
- 7 LEROY T. WALKER PHYSICAL EDUCATION COMPLEX
- 8 MCLEAN RESIDENCE HALL
- 9 NEW RESIDENCE HALL II
- 10 PURCHASING DEPARTMENT
- 11 TYRONZA RICHMOND RESIDENCE HALL
- 12 NEW SCHOOL OF BUSINESS

- NCCU CAMPUS (111.58 ACRES)
- MILLENNIAL CAMPUS (30.6 ACRES)
- NCCU BUILDINGS
- P3 GROUND LEASES
- PRIVATE PROPERTY (not Millennial Campus)




Centennial Campuses Location Map

NC STATE UNIVERSITY




NC State Campuses

Centennial Campus Properties

 Centennial Campus Precincts
1,323 Total Acres

Other Campus Properties

 Campus Precincts

Campus Planning And Strategic Investment
North Carolina State University
18 August 2023

0 1,500 3,000 6,000 US Feet



Note: This drawing is not a survey and does not meet the minimum accuracy standards of a Land Information System/Geographic Information System survey in North Carolina (21 NCAC 56.1608)

Centennial Campuses Area Map

Centennial Campus

Centennial Campus

Building Ownership

- Institution / State of NC
- Third Party

Parcel Ownership

- Institution / State of NC
- Endowment

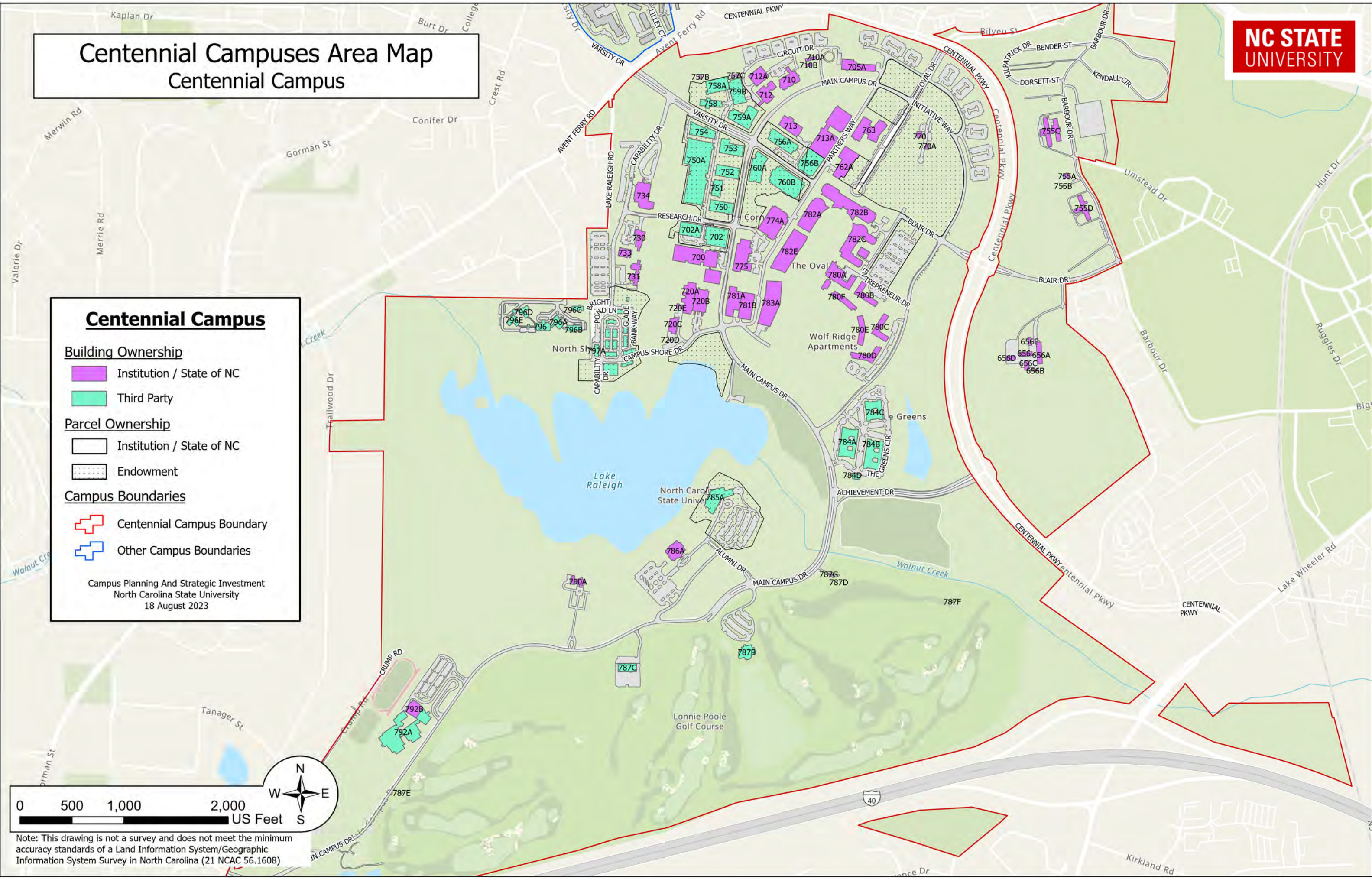
Campus Boundaries

- Centennial Campus Boundary
- Other Campus Boundaries

Campus Planning And Strategic Investment
North Carolina State University
18 August 2023



Note: This drawing is not a survey and does not meet the minimum accuracy standards of a Land Information System/Geographic Information System Survey in North Carolina (21 NCAC 56.1608)



Centennial Campus Area Map

Centennial Campus Buildings List

<u>Building Number</u>	<u>Building Name</u>		
656	NCDA - Centennial Campus - Office	762A	BTEC - Golden LEAF Biomanufacturing Training And Education Center
656A	NCDA - Centennial Campus - Barn	763	Plant Sciences Building
656B	NCDA - Centennial Campus - Trailer	770	Centennial Campus Landscape Services Facility
656C	NCDA - Centennial Campus - Pole Barn C	770A	Centennial Landscape Services Pole Barn
656D	NCDA - Centennial Campus - Pole Barn D	774A	Oval West Parking Deck
656E	NCDA - Centennial Campus - Storage	775	Partners Building I
700	Textiles Complex	780A	Tower Hall - Wolf Ridge - Building 1
702	Center for Technology and Innovation	780B	Plaza Hall - Wolf Ridge - Building 2
702A	Center for Technology and Innovation Parking Deck	780C	Albright Innovation Hall - Wolf Ridge - Building 3
705A	Centennial Campus Central Utility Plant (CCUP)	780D	Valley Hall - Wolf Ridge - Building 4
710	Partners Building II	780E	Grove Hall - Wolf Ridge - Building 5
710A	Research Greenhouse At Partners II	780F	Lakeview Hall - Wolf Ridge - Building 6
710B	Research Greenhouse 3 At Partners Building II	781A	Poulton Innovation Center
712	Toxicology Building	781B	Poulton Parking Deck
712A	Toxicology Parking Deck	782A	Engineering Building I (EB1)
713	Partners Building III	782B	Engineering Building II (EB2)
713A	Partners Way Parking Deck	782C	Engineering Building III (EB3)
720A	Monteith Engineering Research Center (MRC)	782E	Fitts-Woolard Hall
720B	Parking Deck-Monteith Eng.Res.Ctr.	783A	James B Hunt Jr Centennial Campus Library
720C	Constructed Facilities Lab	784A	The Greens - Building 1
720D	Structures Storage Bldg	784B	The Greens - Building 2
720E	Waste Treatment Bldg at MRC	784C	The Greens - Building 3
730	Research Building I	784D	The Greens - Clubhouse
731	Research Building II	785A	StateView Hotel & Conference Center
733	Research Building III	786A	Dorothy and Roy Park Alumni Ctr
734	Research Building IV	787B	Carol Johnson Poole Clubhouse
750	Venture I	787C	Maintenance Facility - Lonnie Poole Golf Course
750A	Parking Deck - Venture Buildings	787D	Pump House At Lonnie Poole Golf Course
751	Venture Place	787E	Comfort Station, Hole 4
752	Venture II	787F	Comfort Station, Hole 15
753	Venture III	787G	Centennial Campus Reuse Water Distribution Pumphouse
754	Venture IV	790A	The Point - Chancellor's Residence
755A	Spring Hill House	792A	Centennial Campus Magnet Middle School
755B	Spring Hill Storage	792B	Friday Institute
755C	Council Building	796	Tammy Lynn Center - Education
755D	Cherry Building	796A	Tammy Lynn Center - Therapy Services
756A	1801 Varsity	796B	Tammy Lynn Center - Administration
756B	Parking Deck - 1801 Varsity	796C	Tammy Lynn Center - Moore
757B	Centennial Substation A/B Switchgear Building	796D	Tammy Lynn Center - Tucker
757C	Centennial Substation C/D Switchgear Building	796E	Tammy Lynn Center - Civitan
758	Wildlife Resources Building	797A	North Shore Residential Development at Centennial Campus
758A	Parking Deck-Wildlife Resource		
759A	Keystone Science Center		
759B	Parking Deck - Keystone Science Center		
760A	Alliance Center		
760B	Alliance Parking Deck		

**Centennial Campuses
Area Map
Centennial Biomedical Campus**

Centennial Biomedical Campus

Building Ownership

- Institution / State of NC
- Third Party

Parcel Ownership

- Institution / State of NC
- Endowment

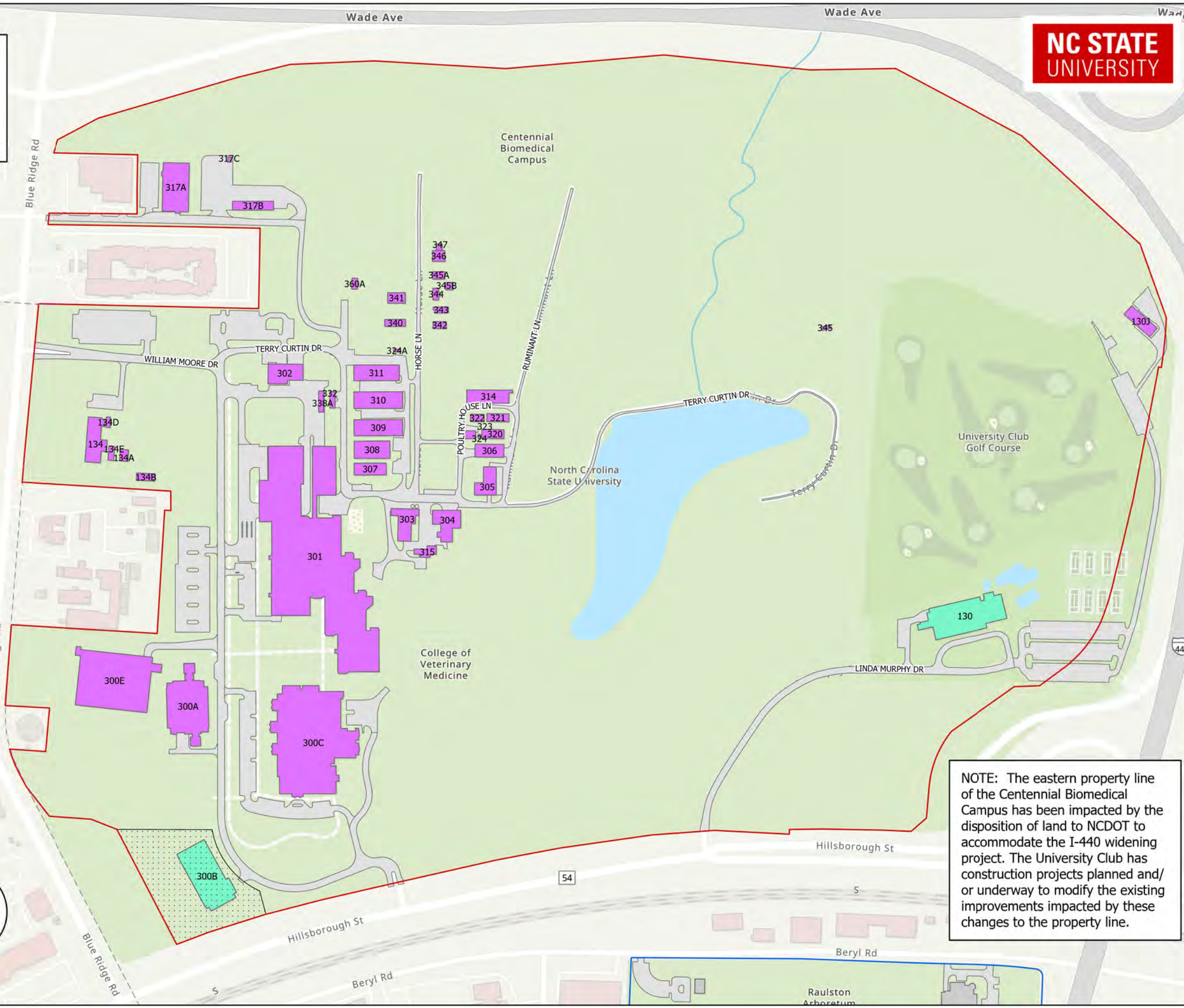
Campus Boundaries

- Centennial Campus Boundary
- Other Campus Boundaries

Campus Planning And Strategic Investment
North Carolina State University
18 August 2023



Note: This drawing is not a survey and does not meet the minimum accuracy standards of a Land Information System/Geographic Information System Survey in North Carolina (21 NCAC 56.1608)



NOTE: The eastern property line of the Centennial Biomedical Campus has been impacted by the disposition of land to NCDOT to accommodate the I-440 widening project. The University Club has construction projects planned and/or underway to modify the existing improvements impacted by these changes to the property line.

Centennial Campus Area Map
Centennial Biomedical Campus Buildings List

<u>Building Number</u>	<u>Building Name</u>
130	NC State University Club
130J	Short Game Practice Facility
134	CVM Annex
134A	Storage Building for Reproductive Physiology Lab - CVM Annex
134B	Cattle And Swine Pens Rprl - CVM
134D	Utility Building Rprl - CVM
134E	Gilt/Boar Building Rprl CVM
300A	CVM Research Building
300B	Biomedical Partnership Center - CVM
300C	Terry Companion Vet Med Center - CVM (Terry Center)
300E	Parking Deck - CBC Centennial Biomedical Campus - CVM
301	CVM Main Building
302	Power Plant - CVM
303	West Barn - CVM
304	East Barn - CVM
305	Teaching Animal Unit - CVM
306	Grounds Shop - CVM
307	Vet School Unit 1 (Finger Barn 1) - CVM
308	Vet School Unit 2 (Finger Barn 2) - CVM
309	Vet School Unit 3 (Finger Barn 3) - CVM
310	Vet School Unit 4 (Finger Barn 4) - CVM
311	Vet School Unit 5 (Finger Barn 5) - CVM
314	TAU Poultry House - CVM
315	Milking Parlor - CVM
317A	CBC Facilities Service Center
317B	CBC Grounds Vehicle Storage
317C	CBC Facilities Support Building
320	Gestation Breeding House - CVM
321	TAU Finishing House - CVM
322	Farrowing House - CVM
323	Wash Building - CVM
324	CVM Research Support Storage
324A	Storage Shed - CVM
332	CVM Research Support Facility
338A	Equine Isolation Stalls - CVM
340	Canine Facility III - CVM
341	Swine Housing - CVM
342	Pig House - CVM
343	Poultry House - CVM
344	Fish House - CVM

Exhibit A - UNC Asheville Properties

- Core Campus
- Millennial Campus
- Peripheral Properties





STATE OWNED PARCEL



STATE OWNED PARCEL (LEASED TO ODYSSEY SCHOOL)



STATE OWNED BUILDING



STATE OWNED BUILDING (LEASED TO ODYSSEY SCHOOL)

a. ODYSSEY SCHOOL BUILDING

b. ODYSSEY SCHOOL SWIMMING POOL

c. STORAGE BUILDING

--- RECORDED PARCEL BOUNDARY

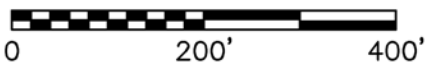
--- NON-RECORDED BOUNDARY SERVING AS
MILLENNIAL CAMPUS BOUNDARY

— MILLENNIAL CAMPUS ZONE BOUNDARY



NORTH

GRAPHIC SCALE: 1" = 200'



map zone

22.15 acres

A1

UNC Asheville Millennial Campus



- STATE OWNED PARCEL
 - STATE OWNED BUILDING
 - RECORDED PARCEL BOUNDARY
 - NON-RECORDED BOUNDARY SERVING AS MILLENNIAL CAMPUS BOUNDARY
 - MILLENNIAL CAMPUS ZONE BOUNDARY
- a.** BRUMIT PISGAH HOUSE



GRAPHIC SCALE: 1" = 200'

map zone

9.4 acres

A1a

UNC Asheville Millennial Campus



STATE OWNED PARCEL (LEASED TO US FOREST SERVICE)

----- RECORDED PARCEL BOUNDARY

----- NON-RECORDED BOUNDARY SERVING AS
MILLENNIAL CAMPUS BOUNDARY

————— MILLENNIAL CAMPUS ZONE BOUNDARY



GRAPHIC SCALE: 1" = 200'



map zone

1.4 acres

A1b

UNC Asheville Millennial Campus



-  STATE OWNED PARCEL
-  STATE OWNED PARCEL (LEASED TO US FOREST SERVICE)
-  RECORDED PARCEL BOUNDARY
-  NON-RECORDED BOUNDARY SERVING AS MILLENNIAL CAMPUS BOUNDARY
-  MILLENNIAL CAMPUS ZONE BOUNDARY

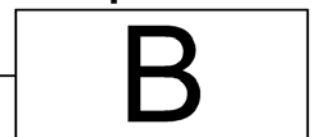


GRAPHIC SCALE: 1" = 200'






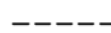

map zone

5.8 acres



UNC Asheville Millennial Campus



-  STATE OWNED PARCEL
-  STATE OWNED BUILDING
-  RECORDED PARCEL BOUNDARY
-  NON-RECORDED BOUNDARY SERVING AS MILLENNIAL CAMPUS BOUNDARY
-  MILLENNIAL CAMPUS ZONE BOUNDARY
- a.** RHOADES HOUSE
- b.** GARAGE
- c.** OUTBUILDINGS

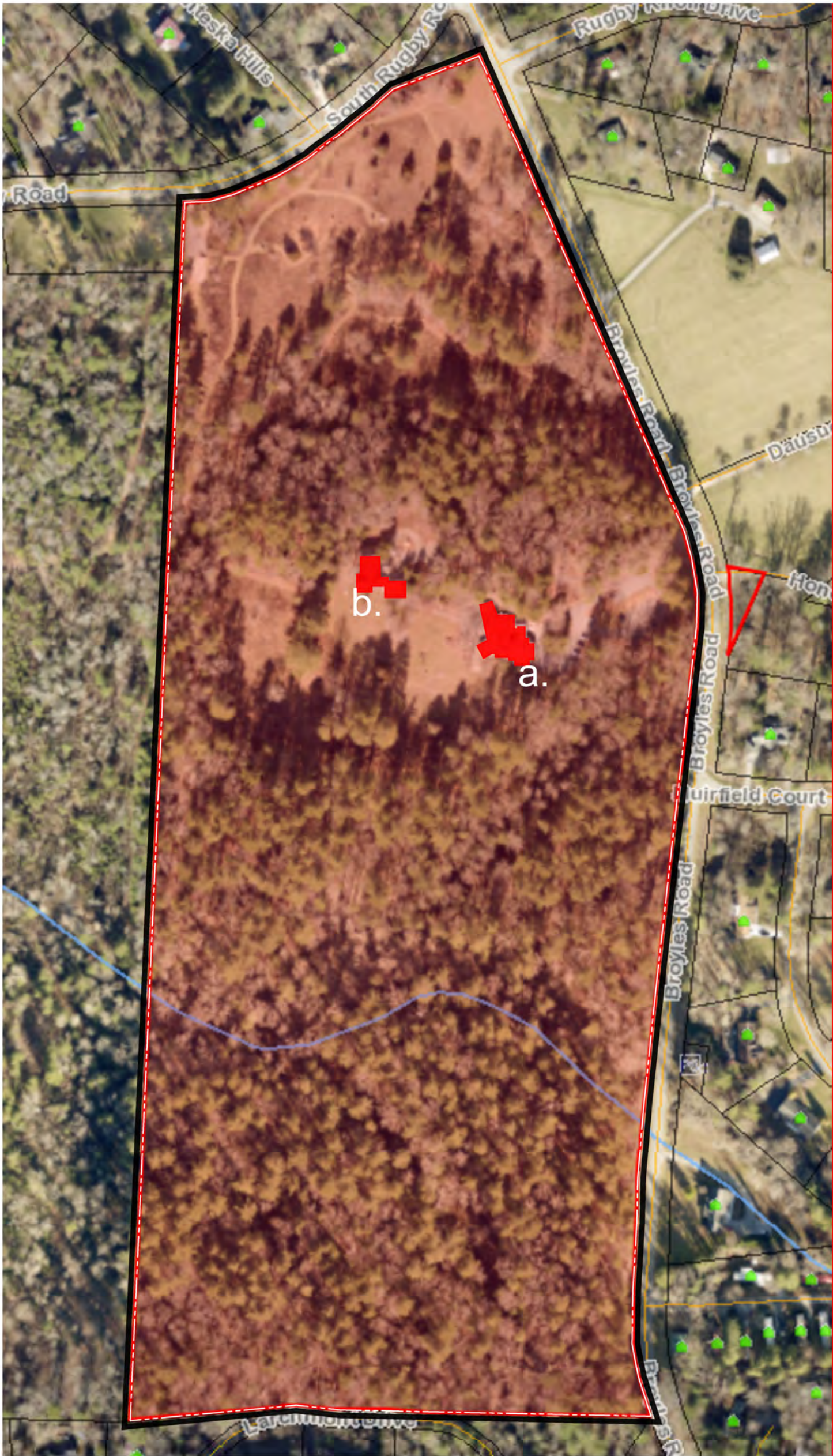


GRAPHIC SCALE: 1" = 200'



9.53 acres — C map zone

UNC Asheville Millennial Campus



STATE OWNED PARCEL
(LEASED TO WOIS)



STATE OWNED BUILDING
(LEASED TO WOIS)



NORTH

GRAPHIC SCALE: 1" = 200'



----- RECORDED PARCEL BOUNDARY

----- NON-RECORDED BOUNDARY SERVING AS
MILLENNIAL CAMPUS BOUNDARY

————— MILLENNIAL CAMPUS ZONE BOUNDARY

a. KELLOGG CONFERENCE CENTER

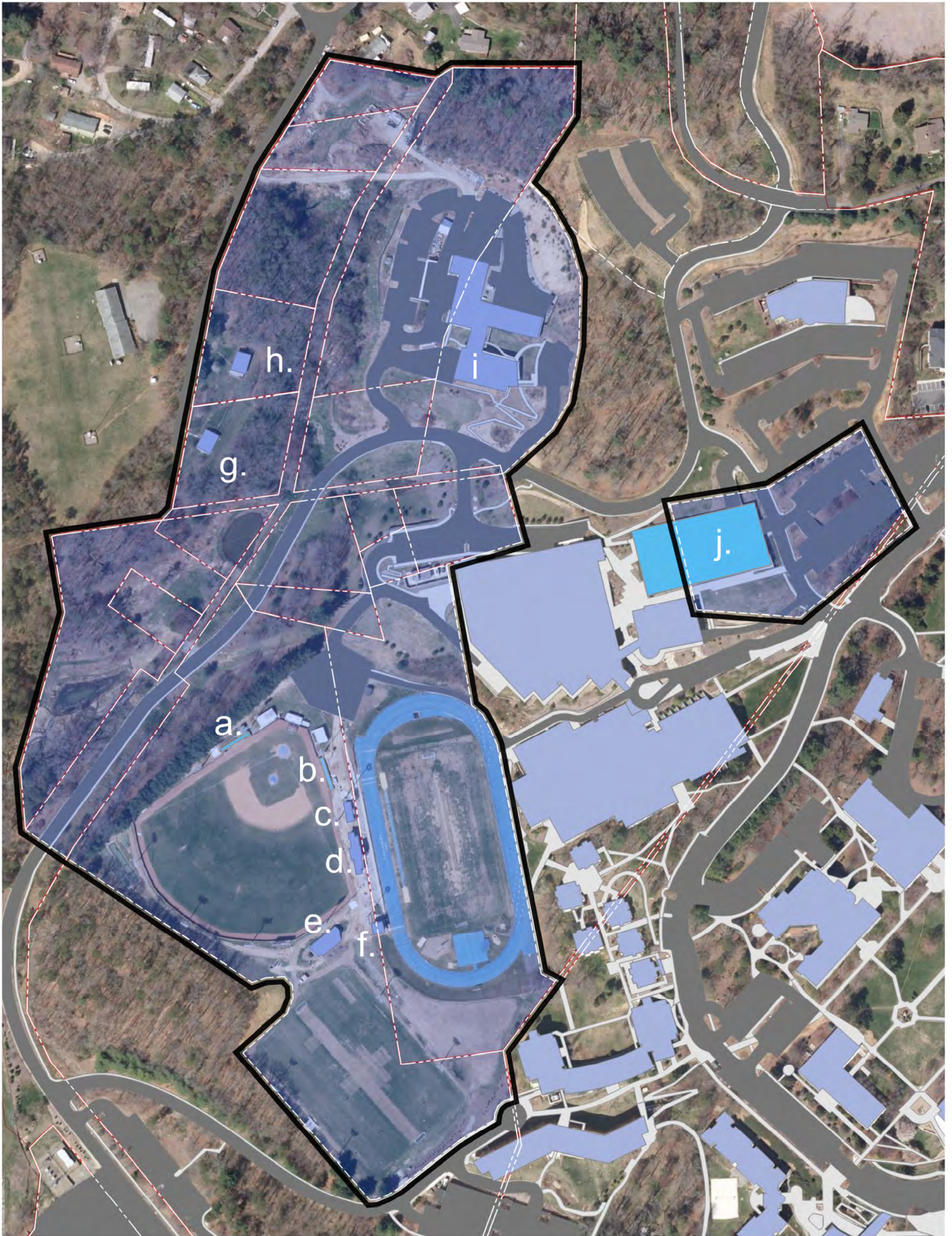
b. CCCD BUILDING

map zone

46.29 acres

D

UNC Asheville Millennial Campus



STATE OWNED PARCEL



STATE OWNED BUILDING

a. BASEBALL DUGOUT

b. BASEBALL DUGOUT

c. CONCESSIONS BUILDING

d. RESTROOM BUILDING

e. SOCCER FIELDHOUSE

f. TRACK TIMING BUILDING

g. 48 RELIC LANE (HOUSE)

h. 40 RELIC LANE (HOUSE)

i. SAM MILLAR FACILITIES COMPLEX

j. PARKING DECK P9

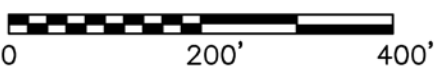
--- RECORDED PARCEL BOUNDARY

- - - NON-RECORDED BOUNDARY SERVING AS MILLENNIAL CAMPUS BOUNDARY

— MILLENNIAL CAMPUS ZONE BOUNDARY



GRAPHIC SCALE: 1" = 200'

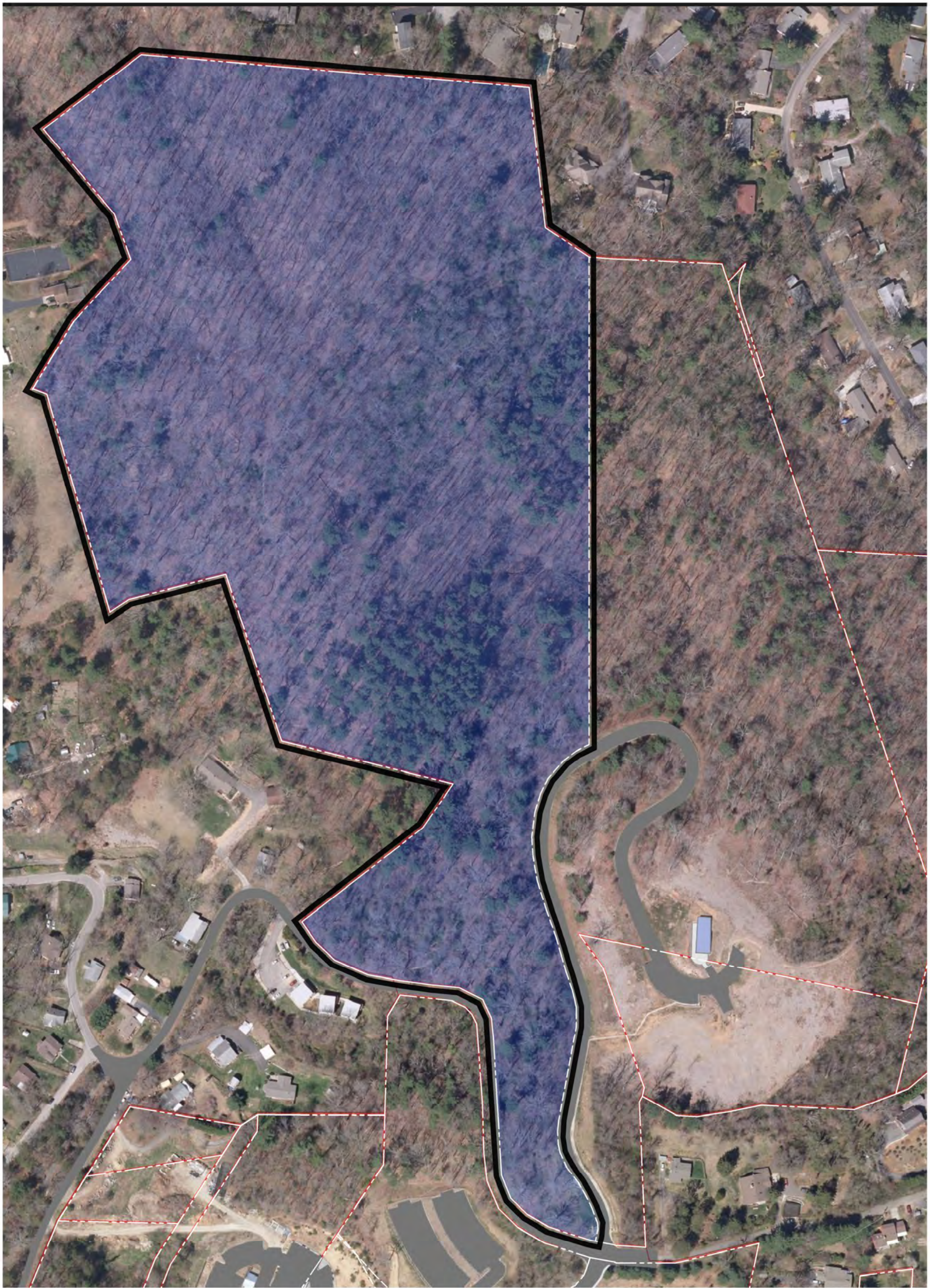


map zone



37.4 acres

UNC Asheville Millennial Campus



STATE OWNED PARCEL

----- RECORDED PARCEL BOUNDARY

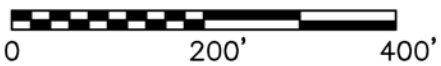
----- NON-RECORDED BOUNDARY SERVING AS
MILLENNIAL CAMPUS BOUNDARY

————— MILLENNIAL CAMPUS ZONE BOUNDARY



NORTH

GRAPHIC SCALE: 1" = 200'

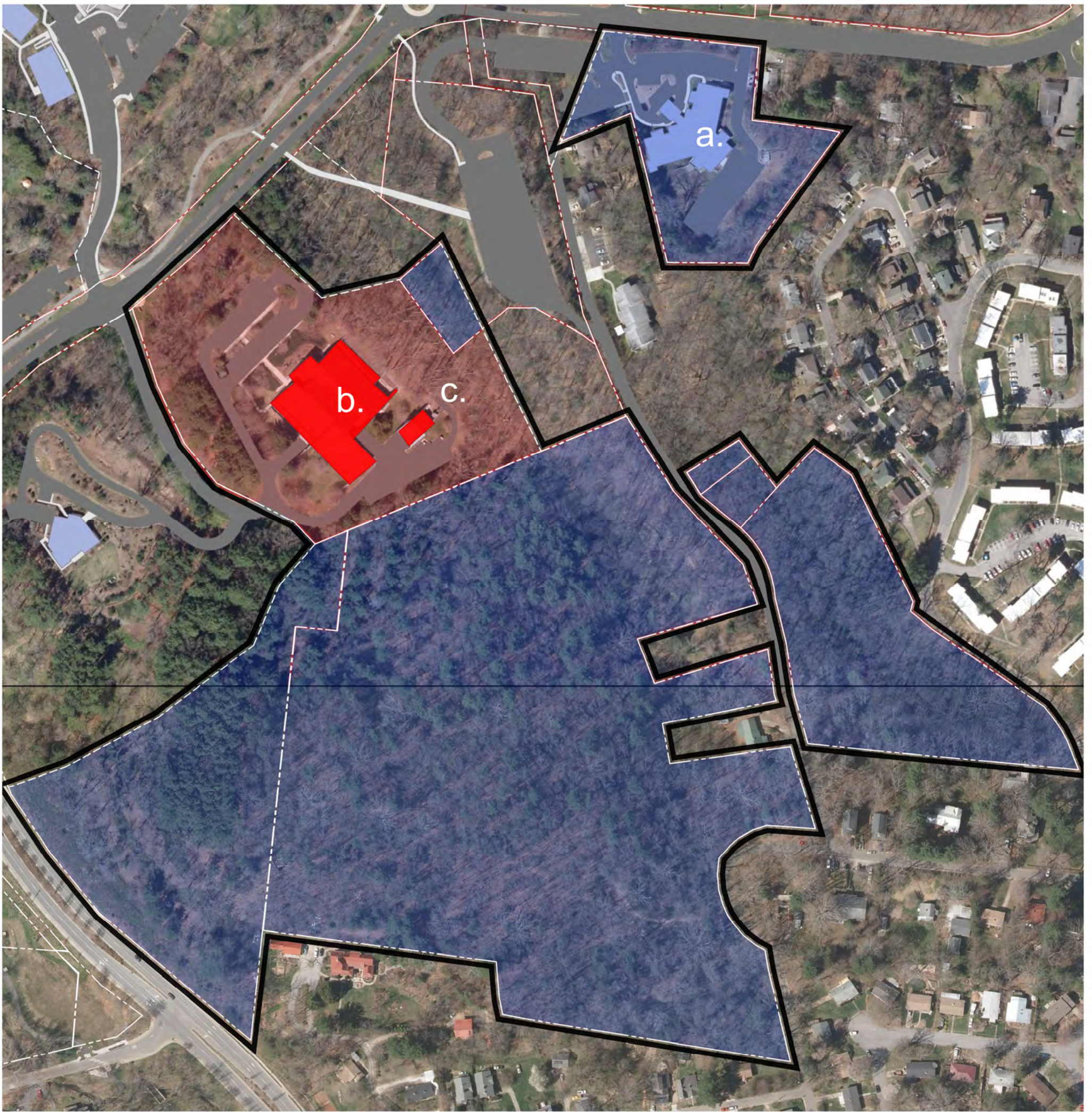


map zone

30.0 acres

F1

UNC Asheville Millennial Campus



STATE OWNED PARCEL



STATE OWNED PARCEL (LEASED TO US FOREST SERVICE)



STATE OWNED BUILDING



US FOREST SERVICE-OWNED BUILDING

a. 118 W.T. WEAVER BLVD. (ADMIN./STUDENT SERVICES BUILDING)

b. US FOREST SERVICE RESEARCH STATION - BUILDING 1

c. US FOREST SERVICE RESEARCH STATION - BUILDING 2

----- RECORDED PARCEL BOUNDARY

----- NON-RECORDED BOUNDARY SERVING AS
MILLENNIAL CAMPUS BOUNDARY

————— MILLENNIAL CAMPUS ZONE BOUNDARY



NORTH

GRAPHIC SCALE: 1" = 200'



map zone

25.6 acres

F2

UNC Asheville Millennial Campus



STATE OWNED PARCEL (LEASED)



LESSEE-OWNED BUILDING (BOTANICAL GARDEN)



RECORDED PARCEL BOUNDARY



NON-RECORDED BOUNDARY SERVING AS
MILLENNIAL CAMPUS BOUNDARY



MILLENNIAL CAMPUS ZONE BOUNDARY

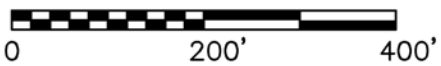
a. BOTANICAL GARDENS VISITOR BUILDING

b. BOTANICAL GARDEN LOG CABIN



NORTH

GRAPHIC SCALE: 1" = 200'



map zone

13.8 acres

G

UNC Asheville Millennial Campus



1414 RIVERSIDE DRIVE



838 RIVERSIDE DRIVE



UNCA FOUNDATION OWNED PARCEL
(LEASED TO UNCA)



UNCA FOUNDATION OWNED BUILDING
(LEASED TO UNCA)



STATE OWNED PARCEL



STATE OWNED BUILDING

a. 838 RIVERSIDE DRIVE

b. WAREHOUSE

c. STORAGE BUILDING

----- RECORDED PARCEL BOUNDARY

----- NON-RECORDED BOUNDARY SERVING AS
MILLENNIAL CAMPUS BOUNDARY

————— MILLENNIAL CAMPUS ZONE BOUNDARY

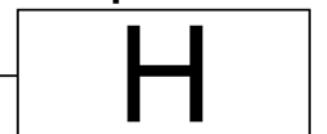


GRAPHIC SCALE: 1" = 200'







map zone

5.8 acres



UNC Asheville Millennial Campus



-  STATE OWNED PARCEL
-  RECORDED PARCEL BOUNDARY
-  NON-RECORDED BOUNDARY SERVING AS MILLENNIAL CAMPUS BOUNDARY
-  MILLENNIAL CAMPUS ZONE BOUNDARY

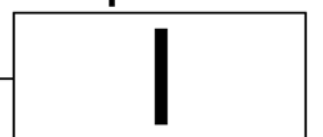


GRAPHIC SCALE: 1" = 200'



map zone

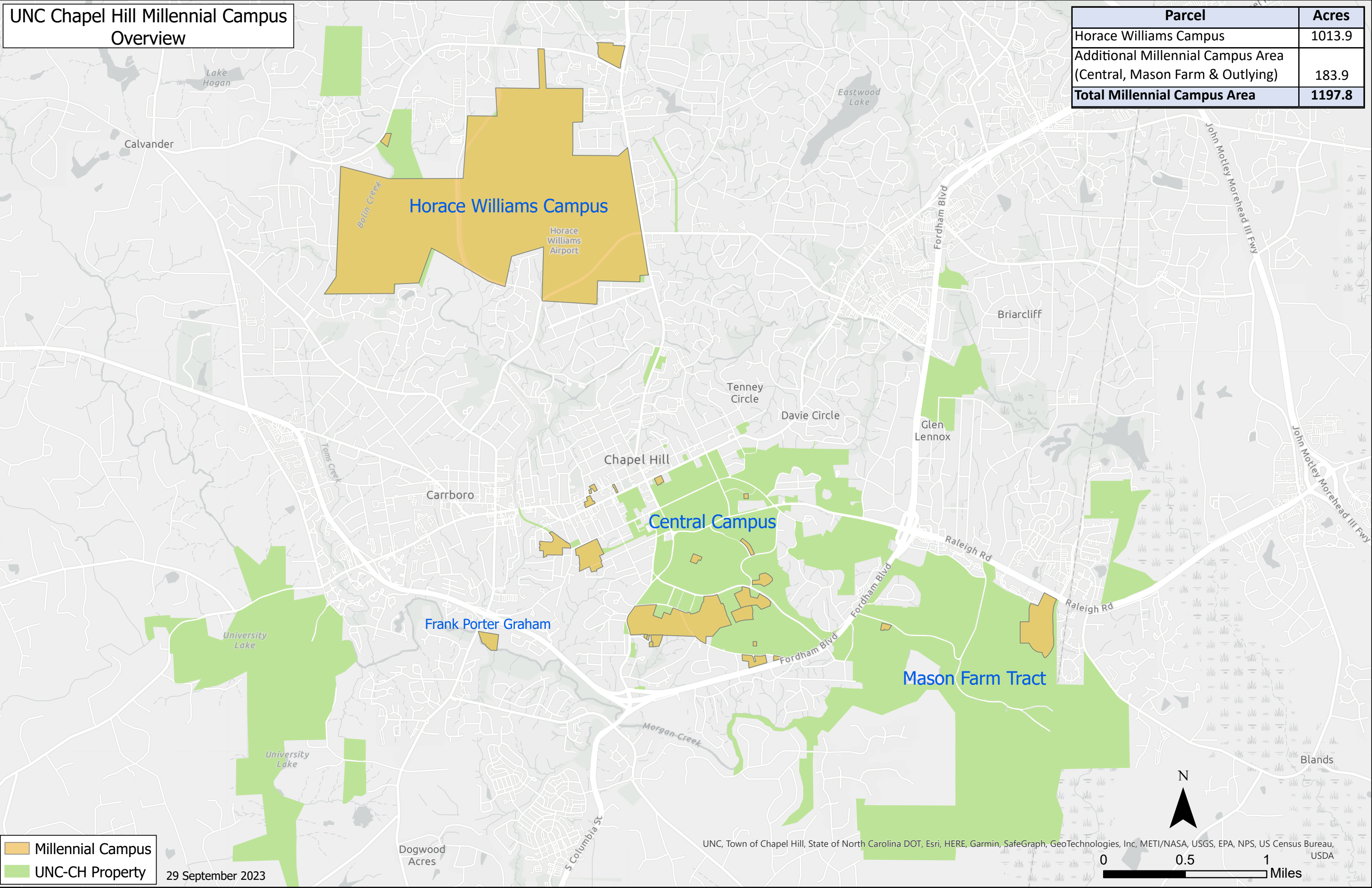
3.0 acres



UNC Asheville Millennial Campus

UNC Chapel Hill Millennial Campus Overview

Parcel	Acres
Horace Williams Campus	1013.9
Additional Millennial Campus Area (Central, Mason Farm & Outlying)	183.9
Total Millennial Campus Area	1197.8

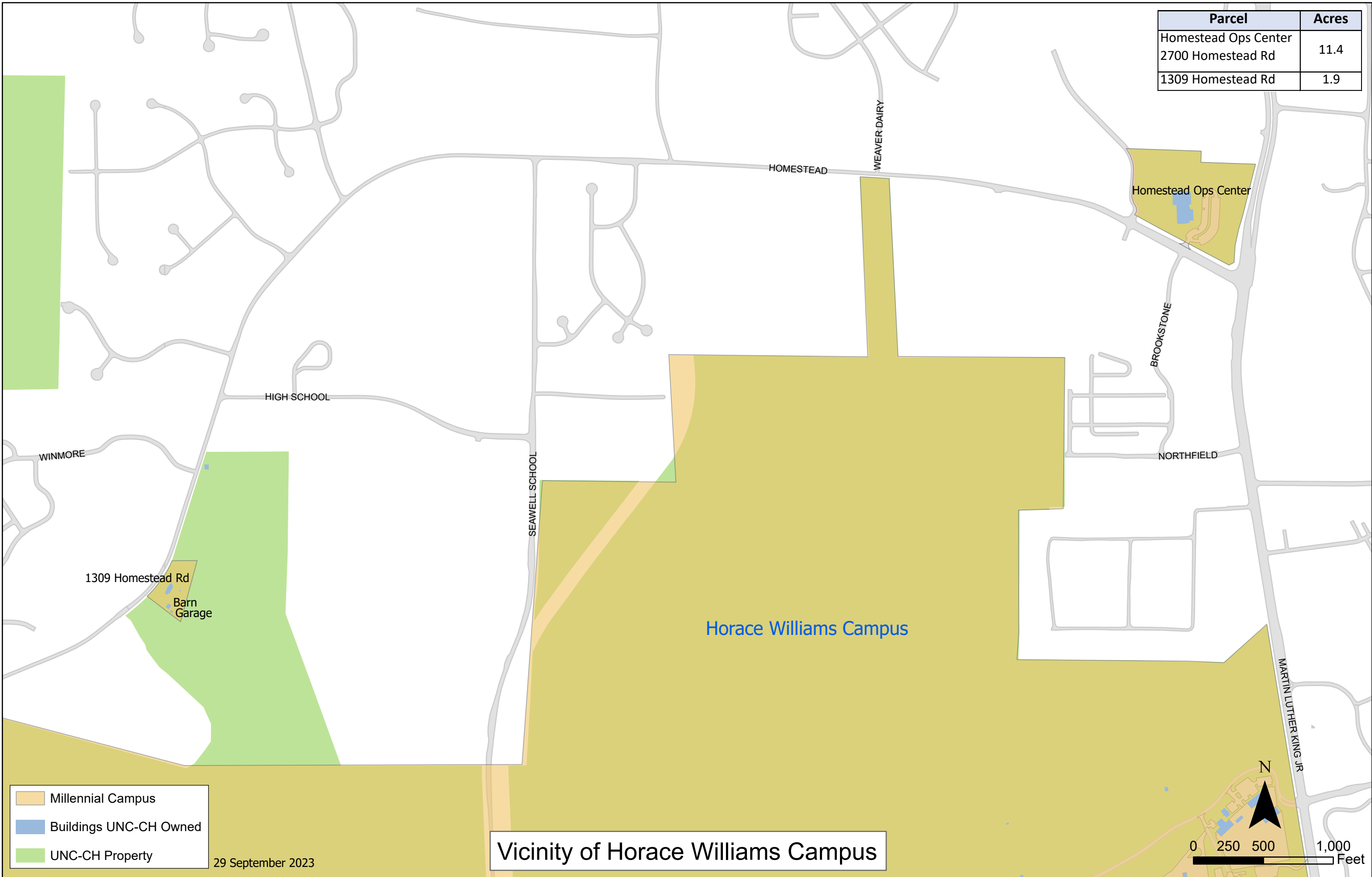


Millennial Campus
 UNC-CH Property

29 September 2023

UNC, Town of Chapel Hill, State of North Carolina DOT, Esri, HERE, Garmin, SafeGraph, GeoTechnologies, Inc, METI/NASA, USGS, EPA, NPS, US Census Bureau, USDA
 0 0.5 1 Miles

Parcel	Acres
Homestead Ops Center 2700 Homestead Rd	11.4
1309 Homestead Rd	1.9



- Millennial Campus
- Buildings UNC-CH Owned
- UNC-CH Property

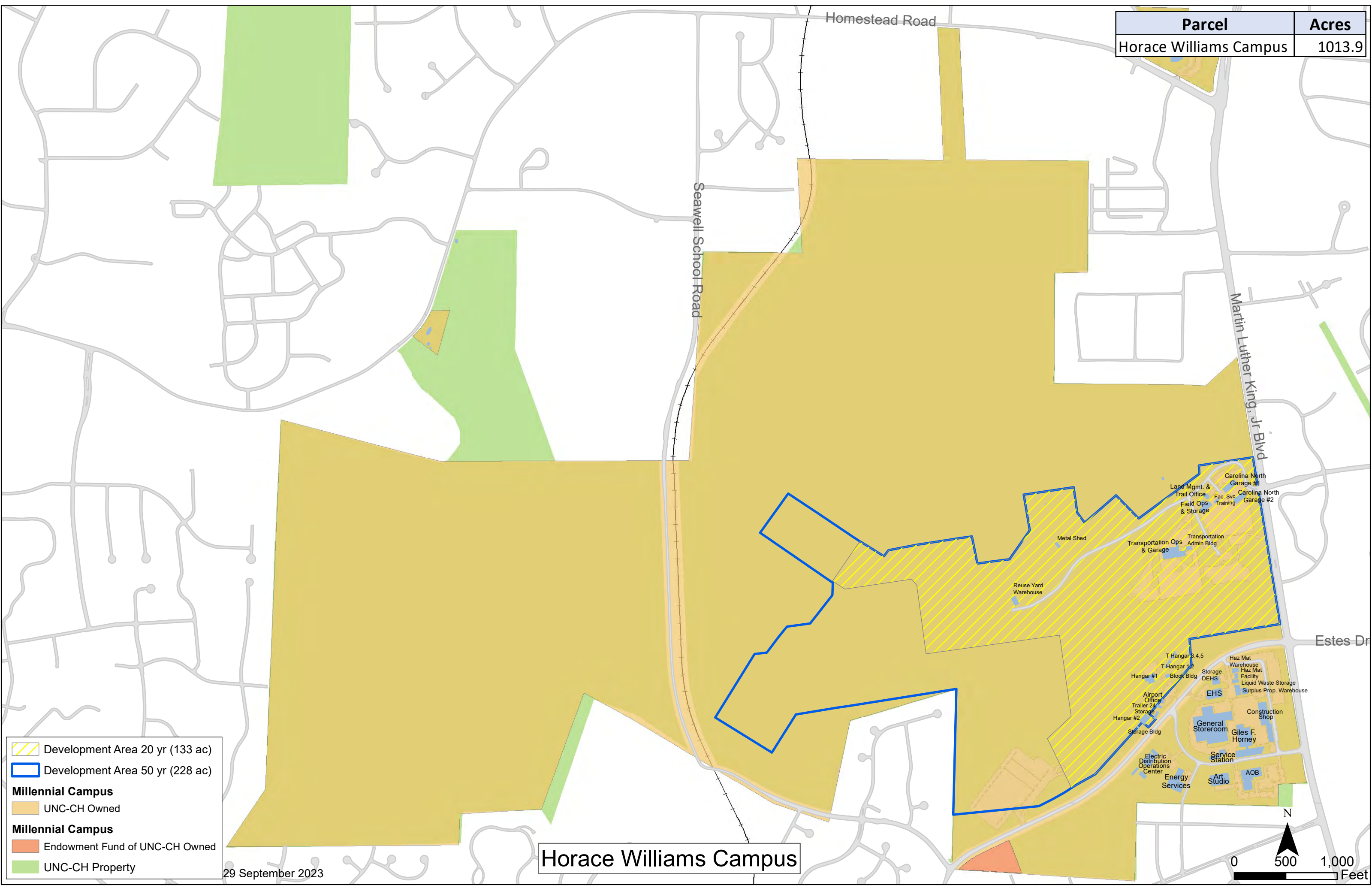
29 September 2023






Vicinity of Horace Williams Campus

N

0 250 500 1,000
Feet

Parcel	Acres
Horace Williams Campus	1013.9




 Development Area 20 yr (133 ac)
 Development Area 50 yr (228 ac)
Millennial Campus
 UNC-CH Owned
Millennial Campus
 Endowment Fund of UNC-CH Owned
 UNC-CH Property

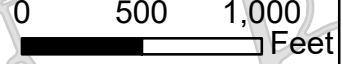
29 September 2023

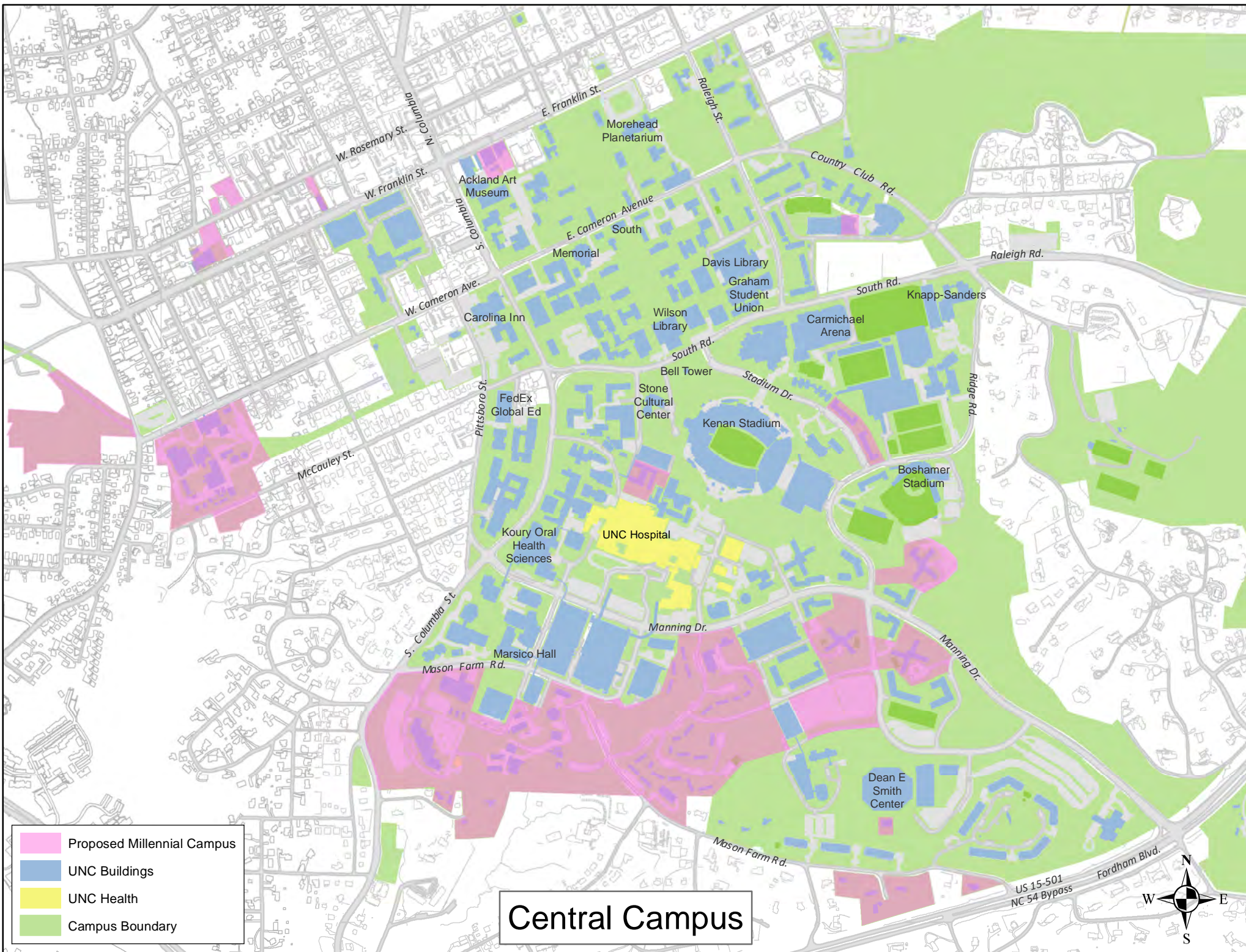
Horace Williams Campus

N

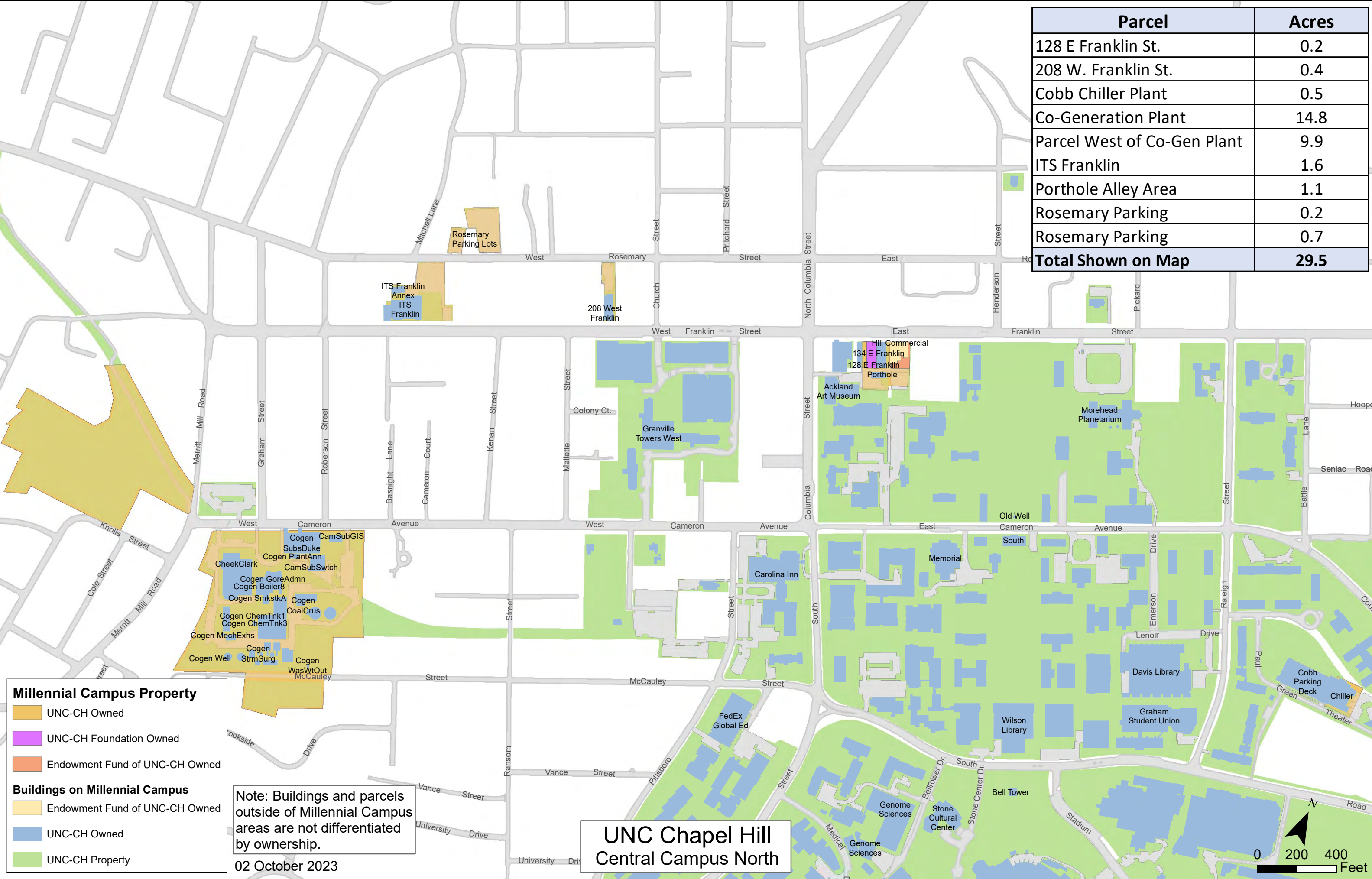


0 500 1,000 Feet





Parcel	Acres
128 E Franklin St.	0.2
208 W. Franklin St.	0.4
Cobb Chiller Plant	0.5
Co-Generation Plant	14.8
Parcel West of Co-Gen Plant	9.9
ITS Franklin	1.6
Porthole Alley Area	1.1
Rosemary Parking	0.2
Rosemary Parking	0.7
Total Shown on Map	29.5



Millennial Campus Property

- UNC-CH Owned
- UNC-CH Foundation Owned
- Endowment Fund of UNC-CH Owned

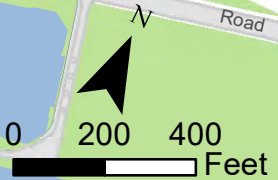
Buildings on Millennial Campus

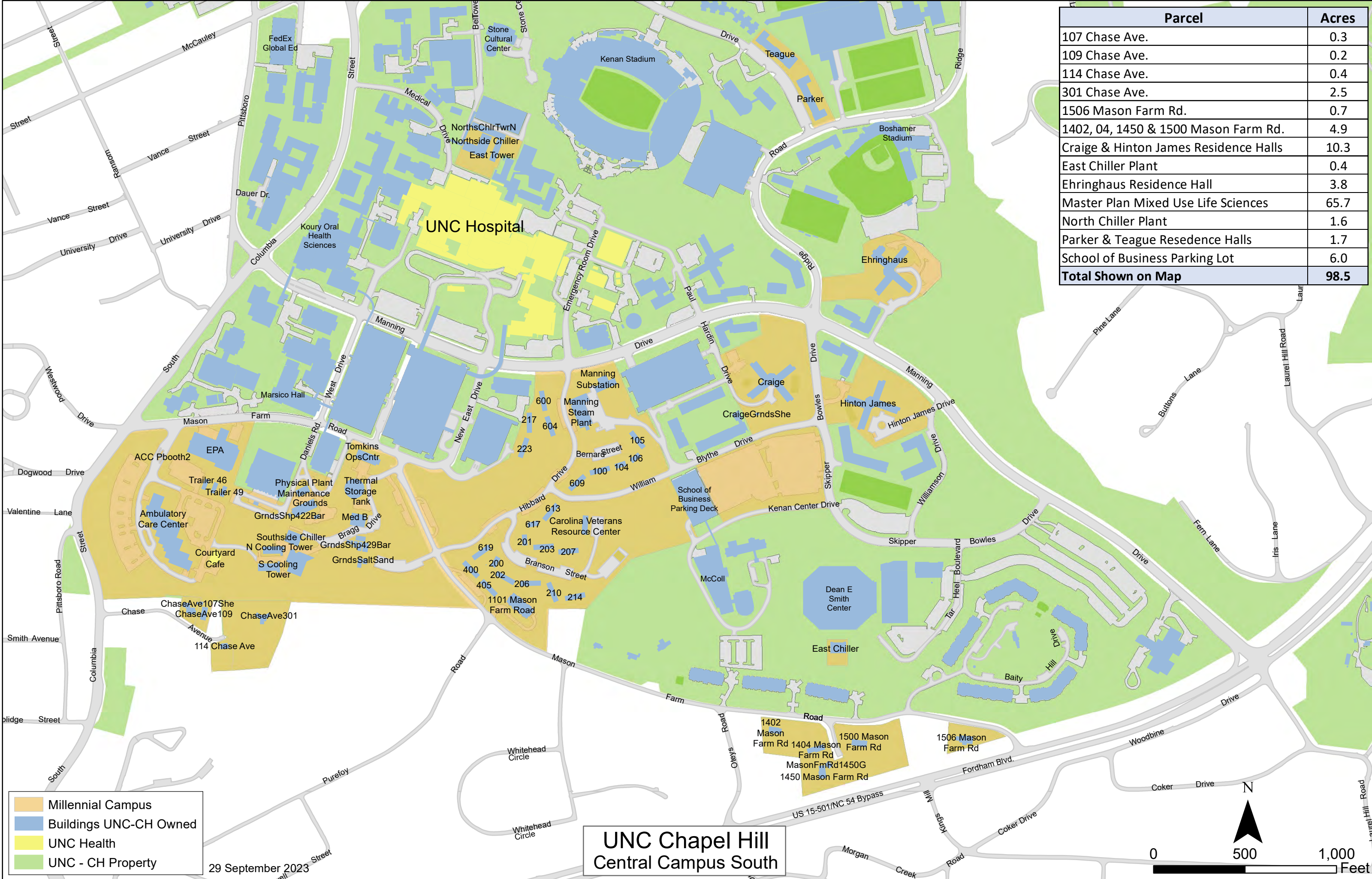
- Endowment Fund of UNC-CH Owned
- UNC-CH Owned
- UNC-CH Property

Note: Buildings and parcels outside of Millennial Campus areas are not differentiated by ownership.

02 October 2023

**UNC Chapel Hill
Central Campus North**



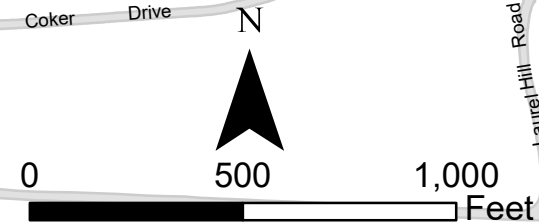


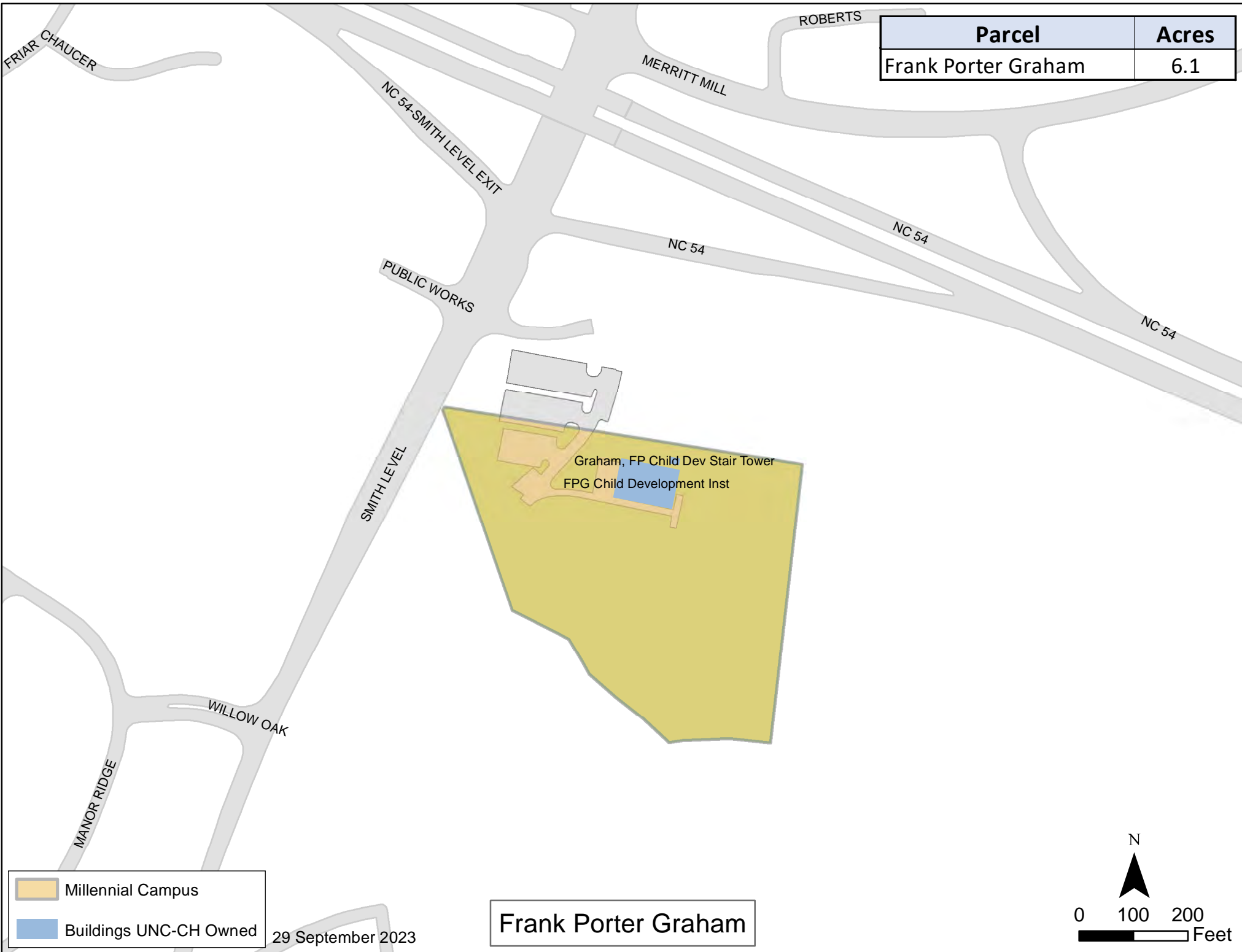
Parcel	Acres
107 Chase Ave.	0.3
109 Chase Ave.	0.2
114 Chase Ave.	0.4
301 Chase Ave.	2.5
1506 Mason Farm Rd.	0.7
1402, 04, 1450 & 1500 Mason Farm Rd.	4.9
Craige & Hinton James Residence Halls	10.3
East Chiller Plant	0.4
Ehringhaus Residence Hall	3.8
Master Plan Mixed Use Life Sciences	65.7
North Chiller Plant	1.6
Parker & Teague Resedence Halls	1.7
School of Business Parking Lot	6.0
Total Shown on Map	98.5

- Millennial Campus
- Buildings UNC-CH Owned
- UNC Health
- UNC - CH Property

29 September 2023

UNC Chapel Hill Central Campus South

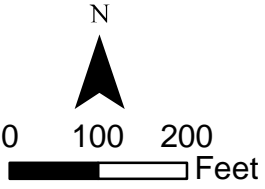




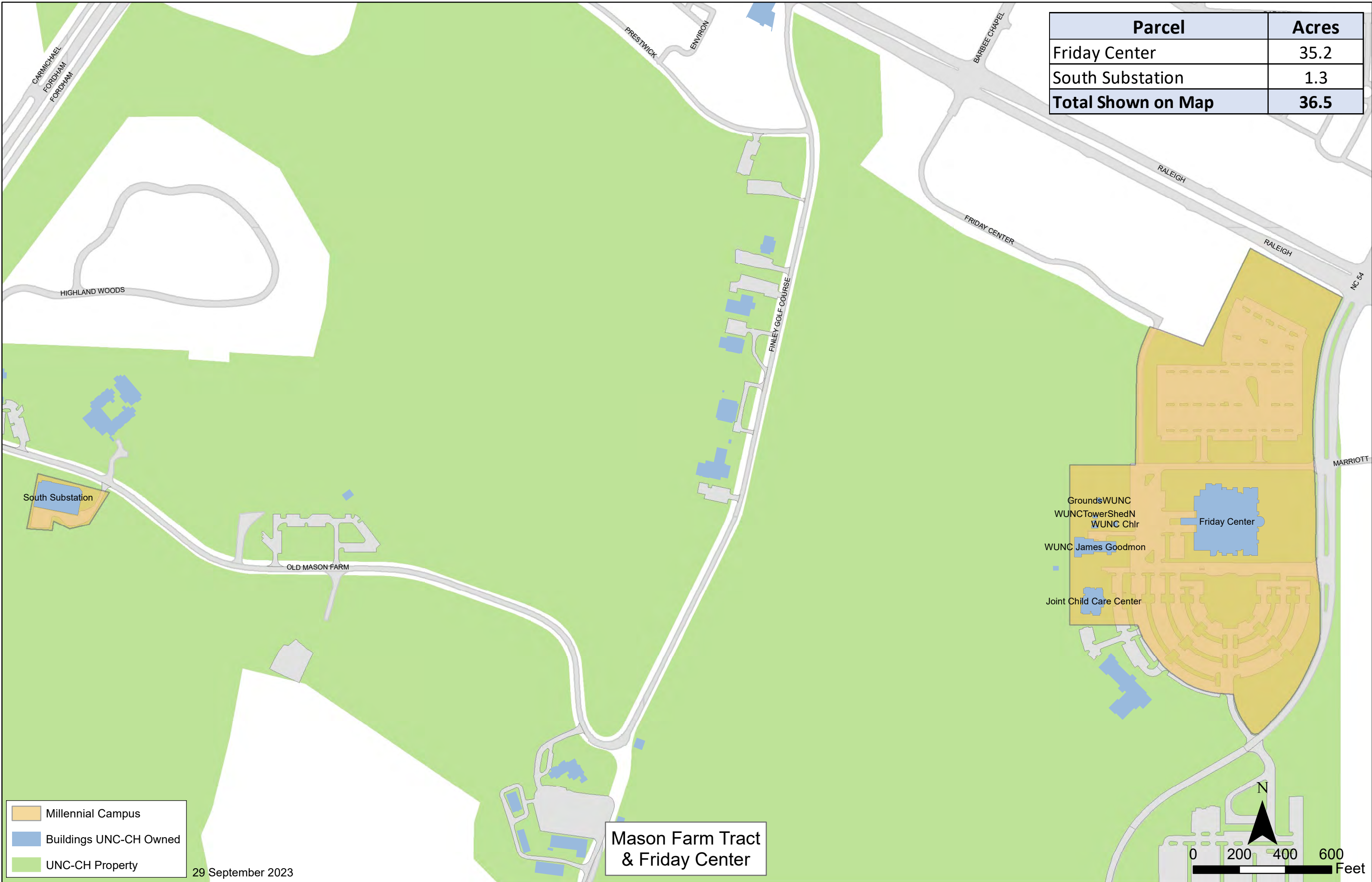
Millennial Campus
 Buildings UNC-CH Owned

29 September 2023

Frank Porter Graham



Parcel	Acres
Friday Center	35.2
South Substation	1.3
Total Shown on Map	36.5

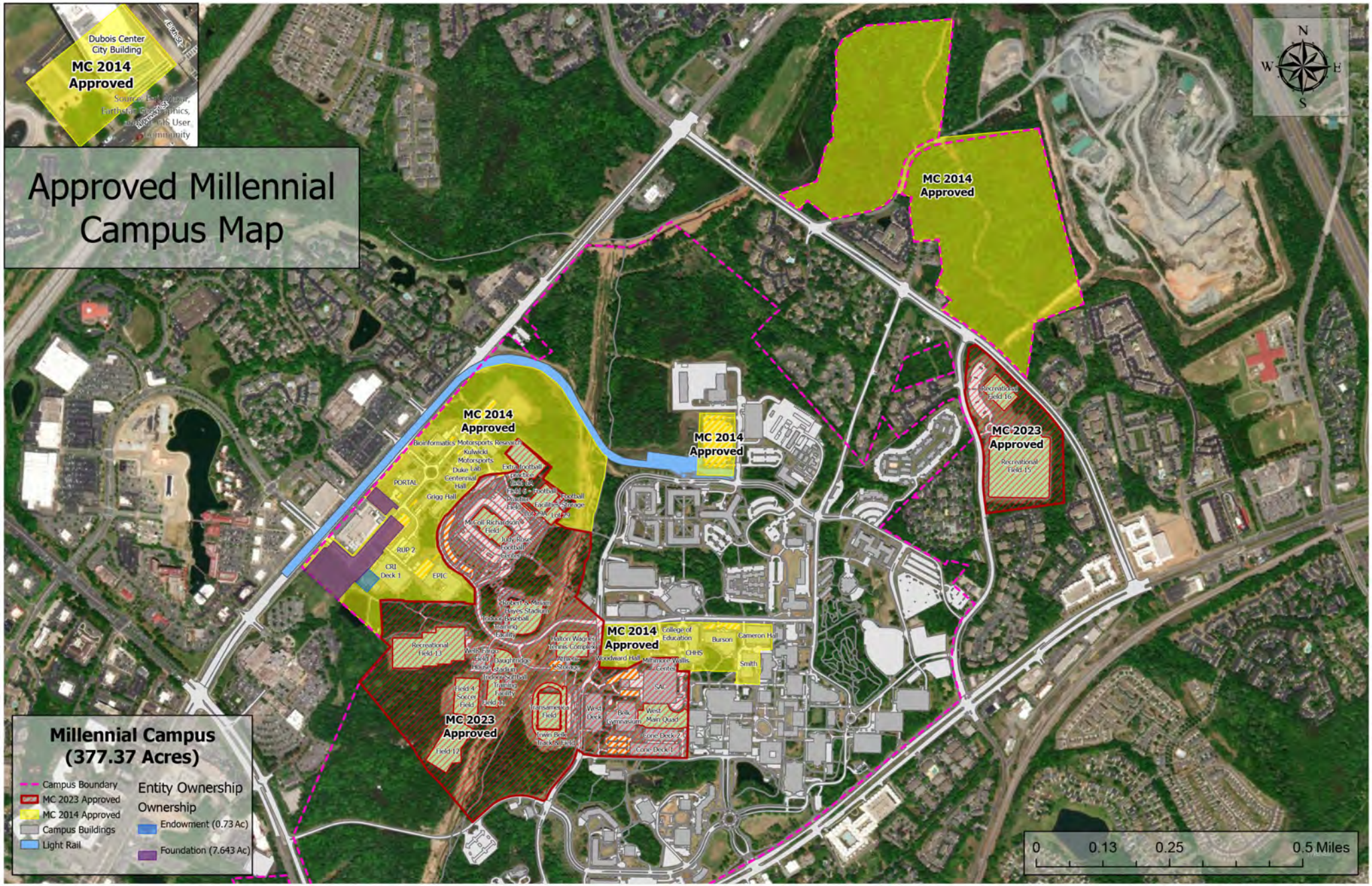


- Millennial Campus
- Buildings UNC-CH Owned
- UNC-CH Property

29 September 2023

**Mason Farm Tract
& Friday Center**





Approved Millennial Campus Map

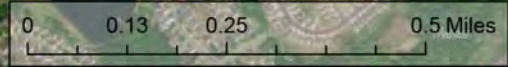
Millennial Campus (377.37 Acres)

- Campus Boundary
- MC 2023 Approved
- MC 2014 Approved
- Campus Buildings
- Light Rail

Entity Ownership

- Endowment (0.73 Ac)
- Foundation (7.643 Ac)

Dubois Center City Building
MC 2014 Approved
Sources: Earthstar, Earthstar Graphics, Earthstar User Community



Center City



9th Street Station

UNC Charlotte
Center City Building
(Dubois Center)

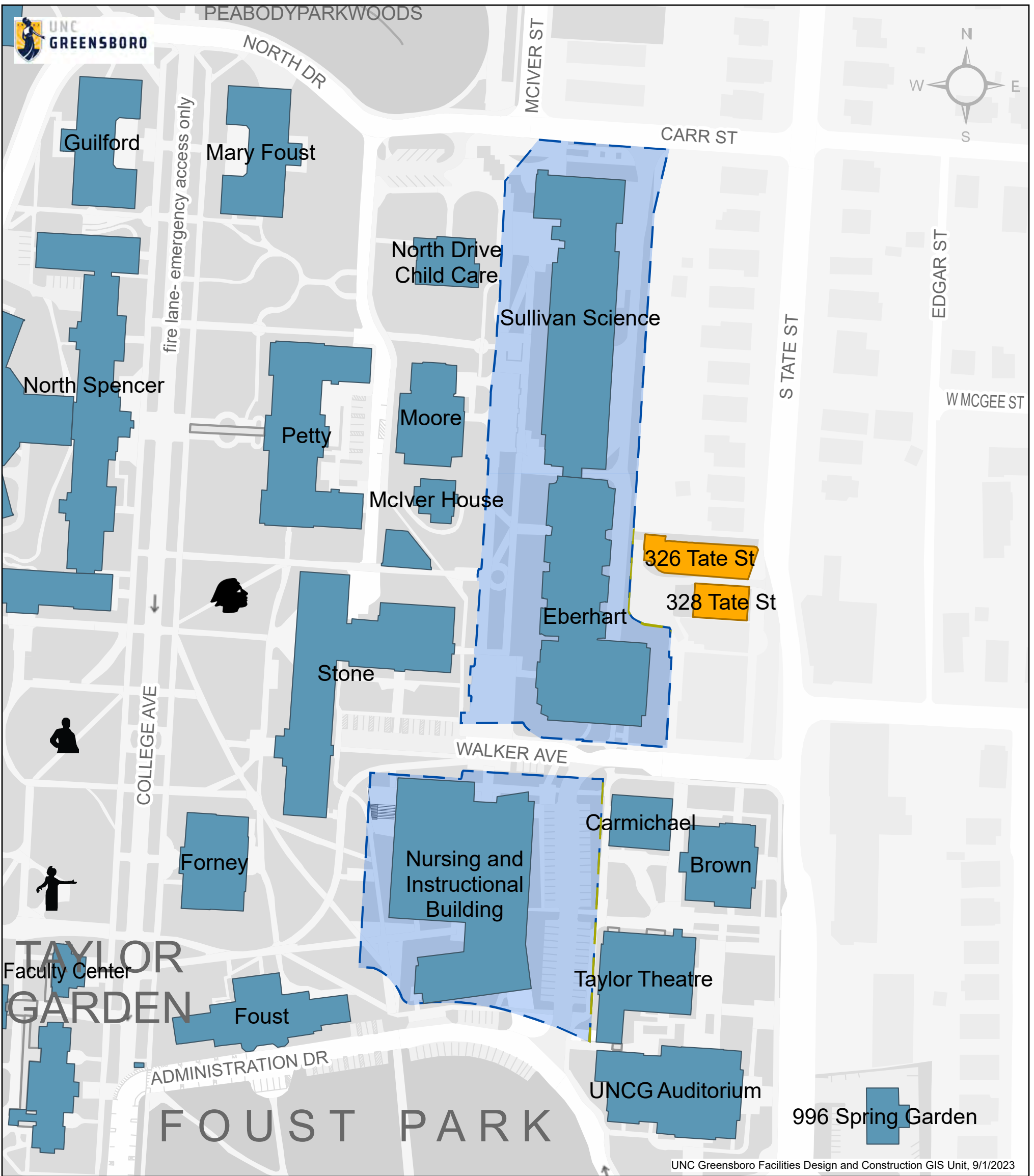
MC 2014
Approved



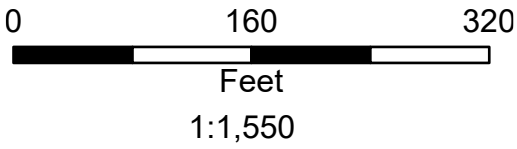
Source: Esri, Maxar, Earthstar Geographics, and the City of Charlotte

Center City
(0.87 Acres)

- Light Rail Stations
- Light Rail
- MC 2014 Approved



UNC Greensboro Facilities Design and Construction GIS Unit, 9/1/2023



UNC Greensboro Millennial Campus 71.71ac

- Health and Wellness, 51.05 ac
- Visual and Performing Arts, 20.66 ac

Ownership

- University – Bldg. in Use
- University – Bldg. Not in Use
- Associated Entity
- Associated Entity – Bldg. Not in Use
- Third Party

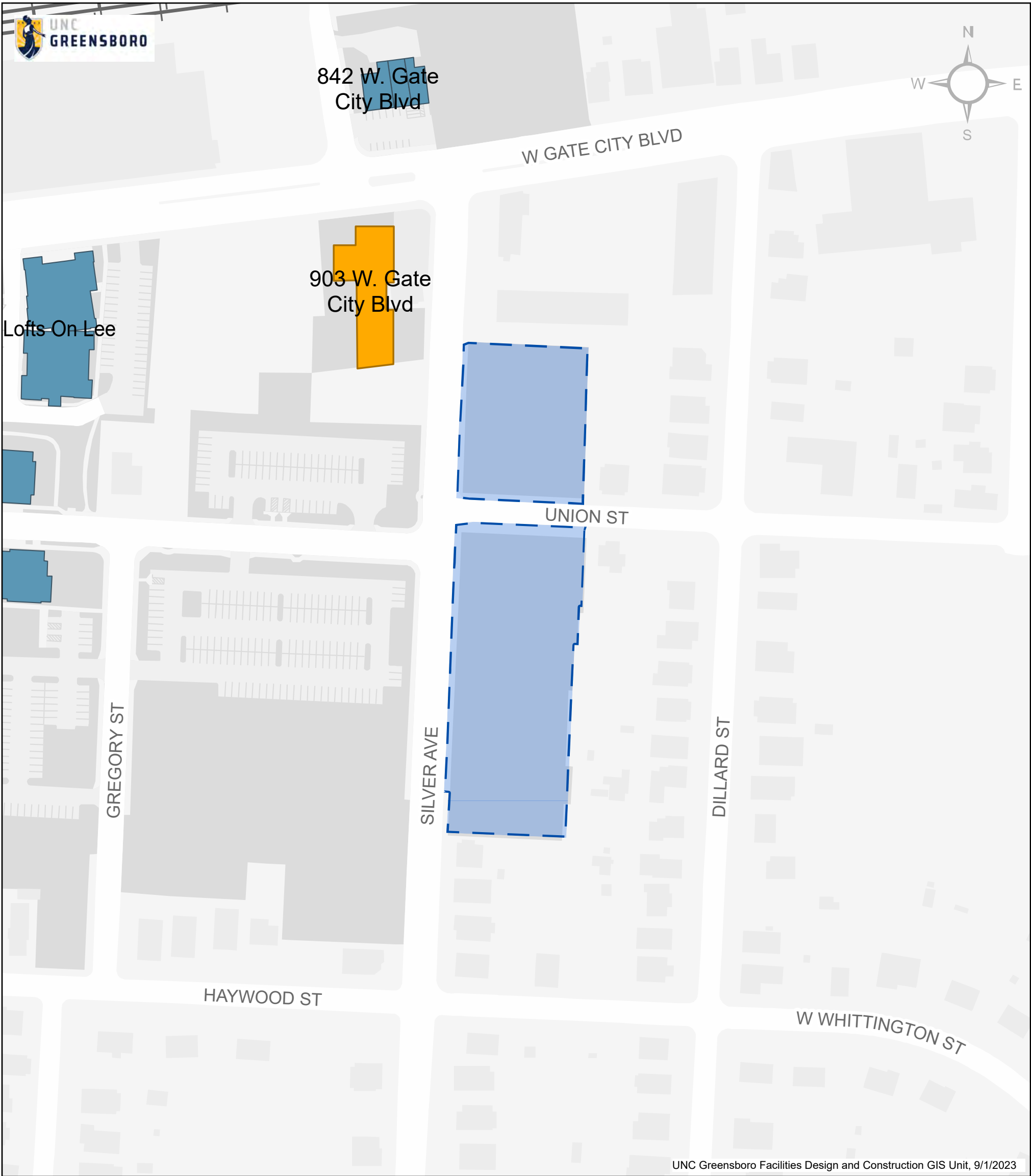
Selected Zone Area: 6.03 acres

Building Information for HWL-01

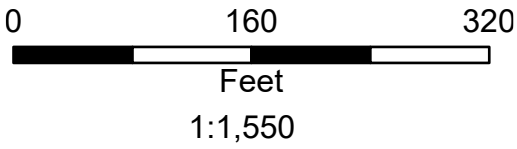
Sullivan Science
 Departments of Biology, Chemistry and Biochemistry, wet research lab, 300 seat auditorium

Eberhart
 Departments of Psychology and Biology, wet research lab, 230 seat auditorium

Nursing and Instructional Building
 Nursing Department, Simulation, Biology, Chemistry, Kinesiology Labs, Health Clinic





UNC Greensboro Facilities Design and Construction GIS Unit, 9/1/2023








Building Information for HWL-02

No Buildings

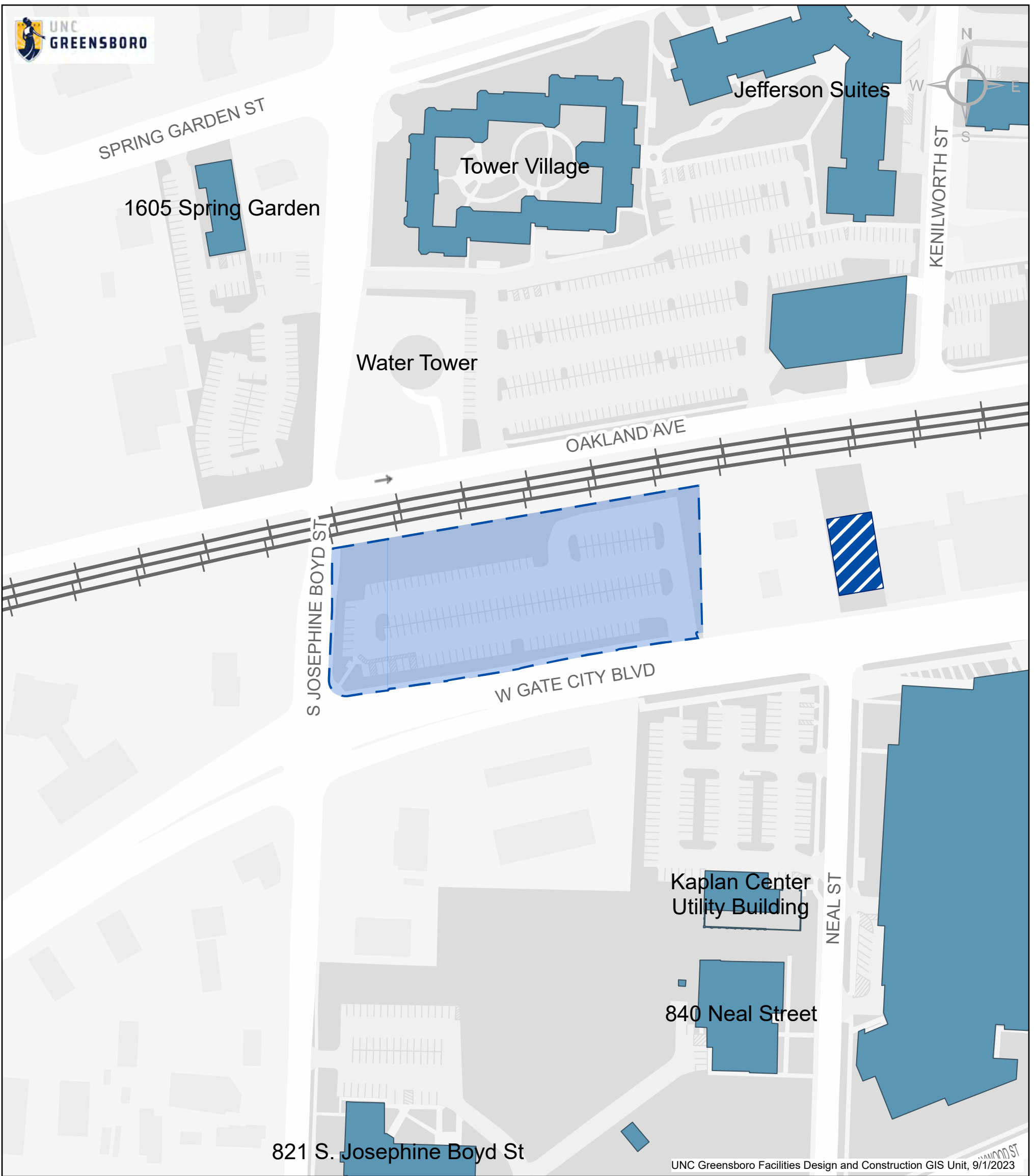
UNC Greensboro Millennial Campus 71.71ac

-  Health and Wellness, 51.05 ac
-  Visual and Performing Arts, 20.66 ac

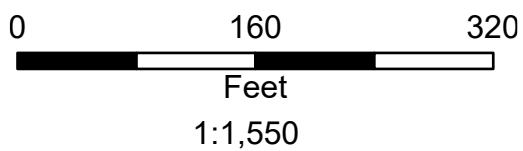
Ownership

-  University – Bldg. in Use
-  University – Bldg. Not in Use
-  Associated Entity
-  Associated Entity – Bldg. Not in Use
-  Third Party

Selected Zone Area: 2.36 acres



UNC Greensboro Facilities Design and Construction GIS Unit, 9/1/2023



Building Information for HWL-03



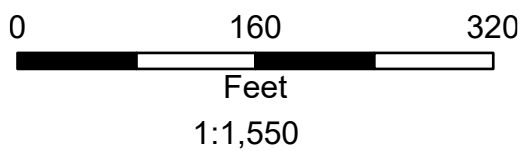
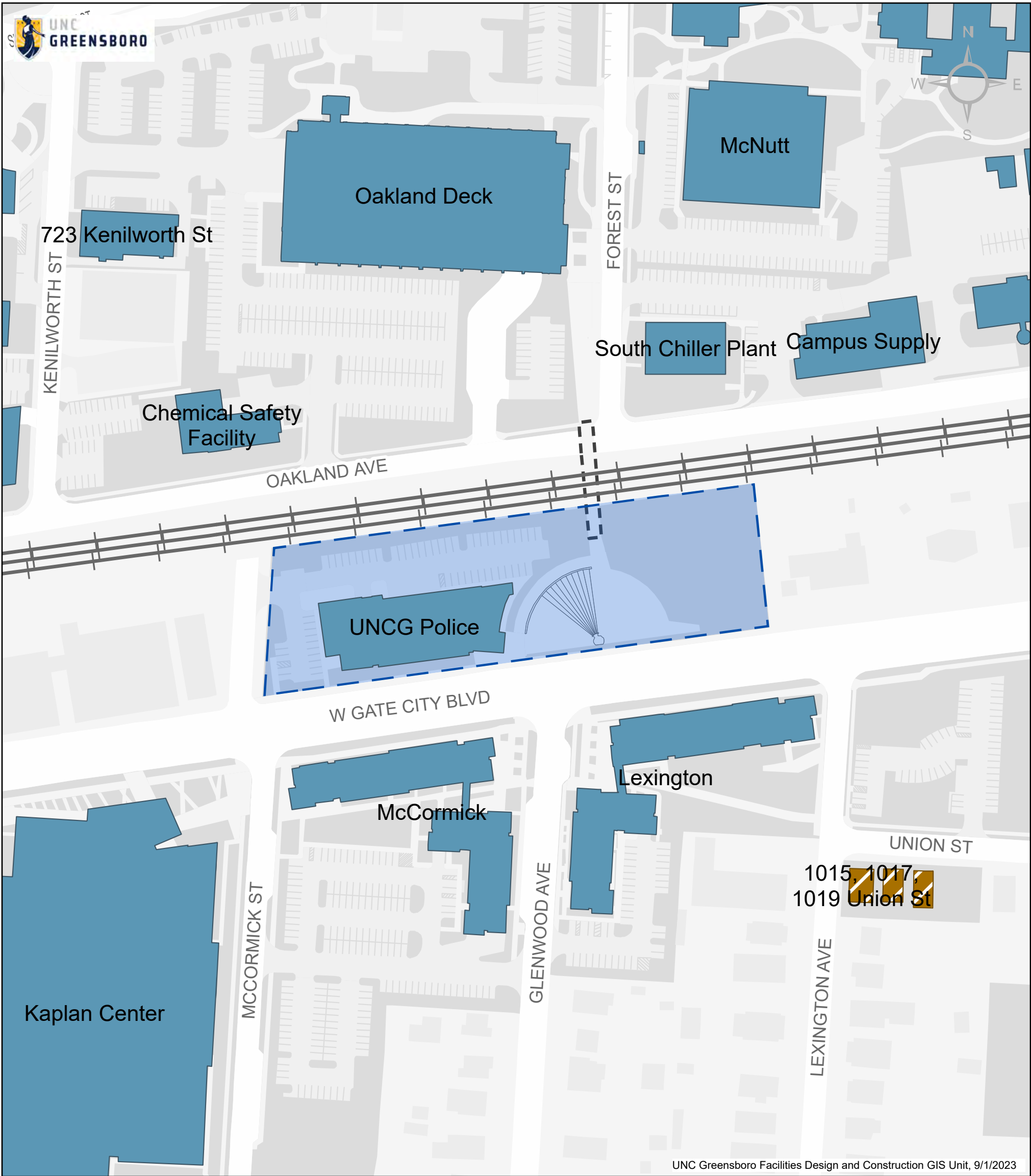
UNC Greensboro Millennial Campus 71.71ac

- Health and Wellness, 51.05 ac
- Visual and Performing Arts, 20.66 ac

Ownership

- University – Bldg. in Use
- University – Bldg. Not in Use
- Associated Entity
- Associated Entity – Bldg. Not in Use
- Third Party

Selected Zone Area: 2.28 acres




Building Information for HWL-04


UNC Greensboro Millennial Campus 71.71ac

 Health and Wellness, 51.05 ac

 Visual and Performing Arts, 20.66 ac

Ownership

 University – Bldg. in Use

 University – Bldg. Not in Use

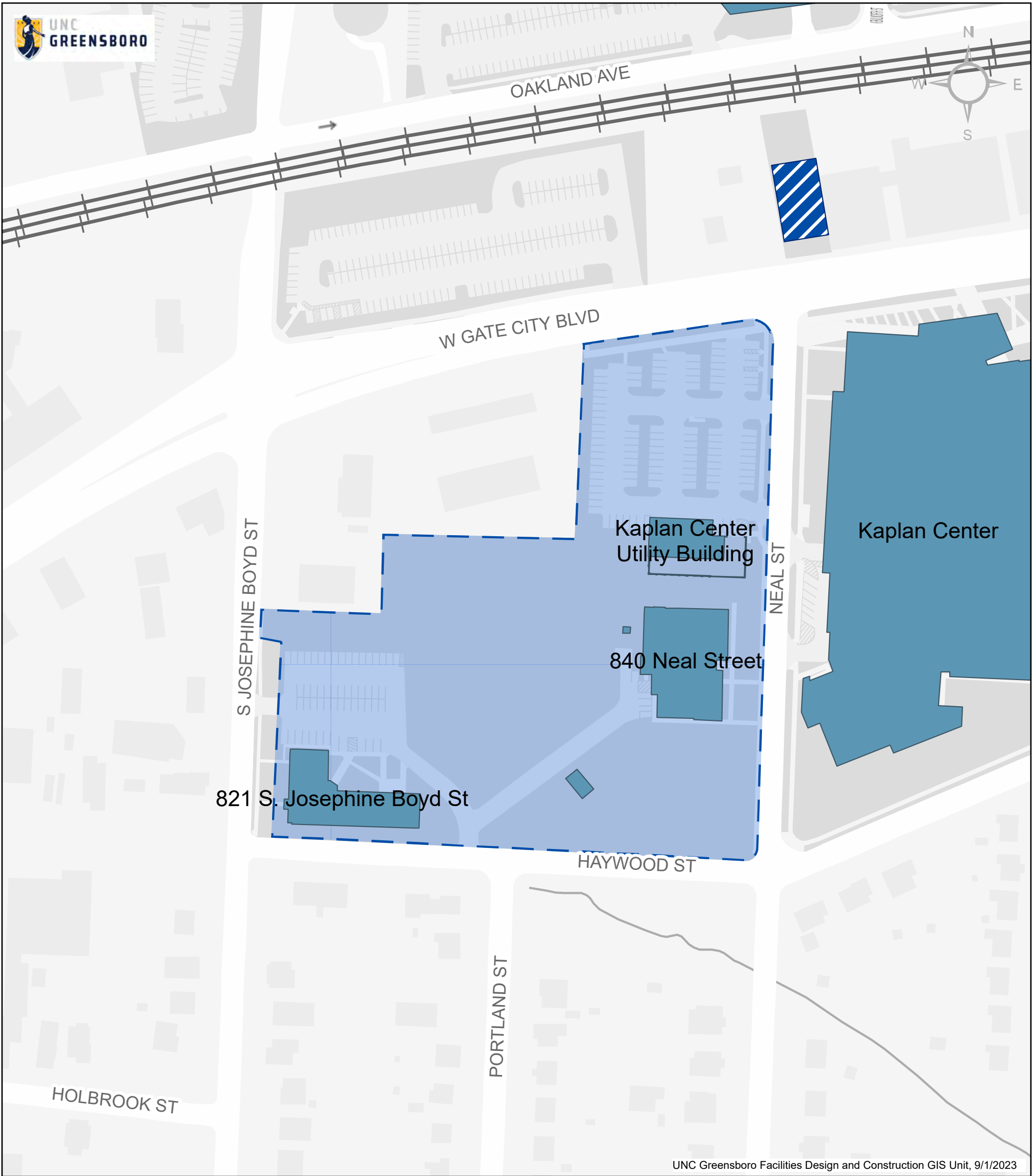
 Associated Entity

 Associated Entity – Bldg. Not in Use

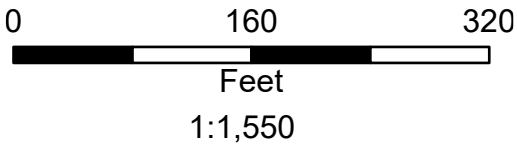
 Third Party

Selected Zone Area: 2.90 acres

UNCG Police



UNC Greensboro Facilities Design and Construction GIS Unit, 9/1/2023



Building Information for HWL-05

UNC Greensboro Millennial Campus 71.71ac

- Health and Wellness, 51.05 ac
- Visual and Performing Arts, 20.66 ac

Ownership

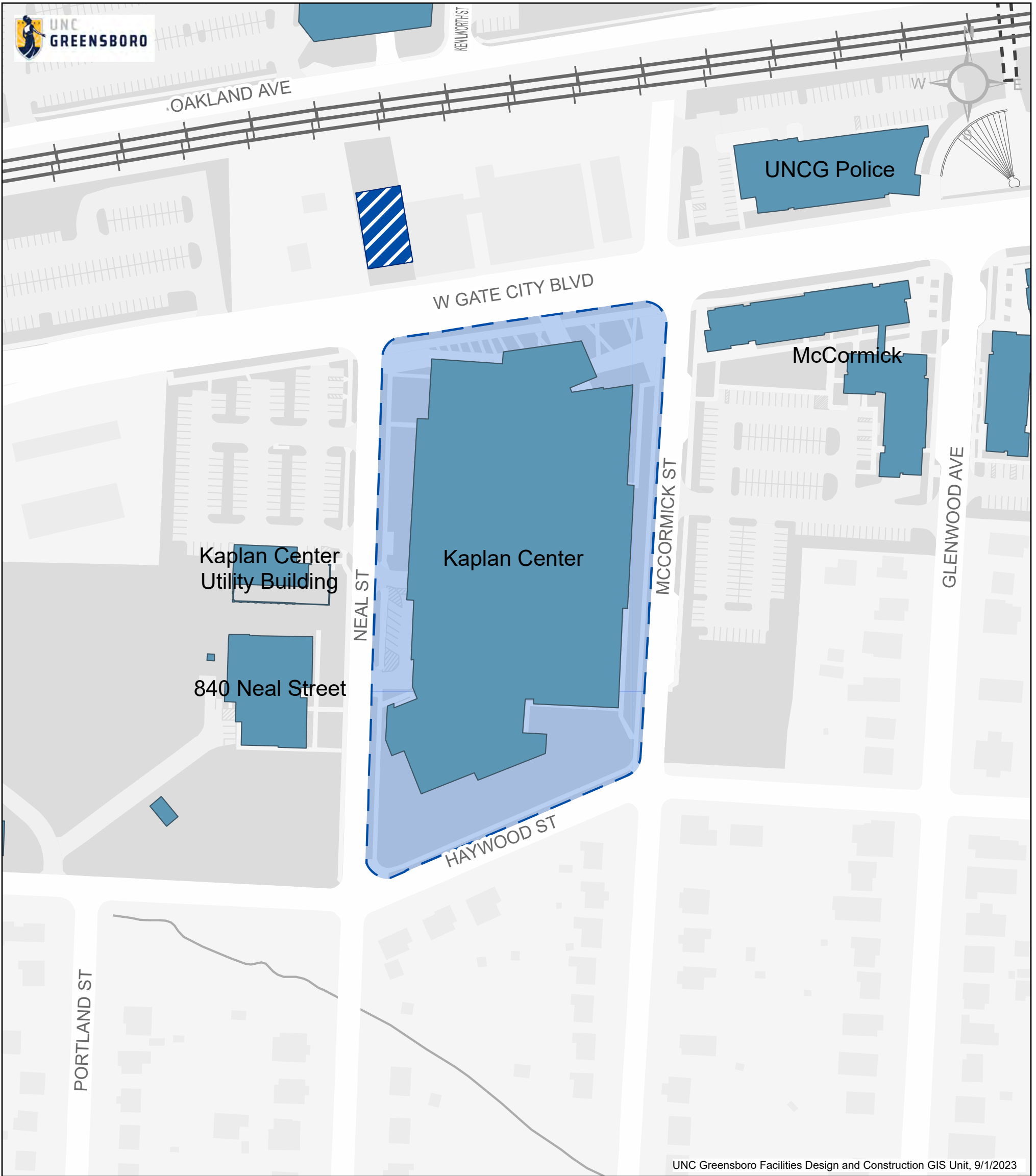
- University – Bldg. in Use
- University – Bldg. Not in Use
- Associated Entity
- Associated Entity – Bldg. Not in Use
- Third Party

821 S. Josephine Boyd St
Administrative Offices

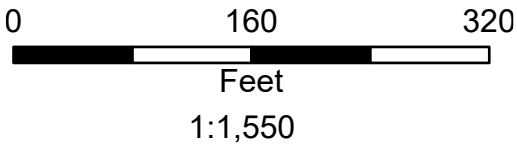
840 Neal Street
Administrative Offices

Kaplan Center Utility Building

Selected Zone Area: 7.39 acres



UNC Greensboro Facilities Design and Construction GIS Unit, 9/1/2023



Building Information for HWL-06

Kaplan Center
 Fitness areas, gymnasium,
 swimming pool, climbing rock wall

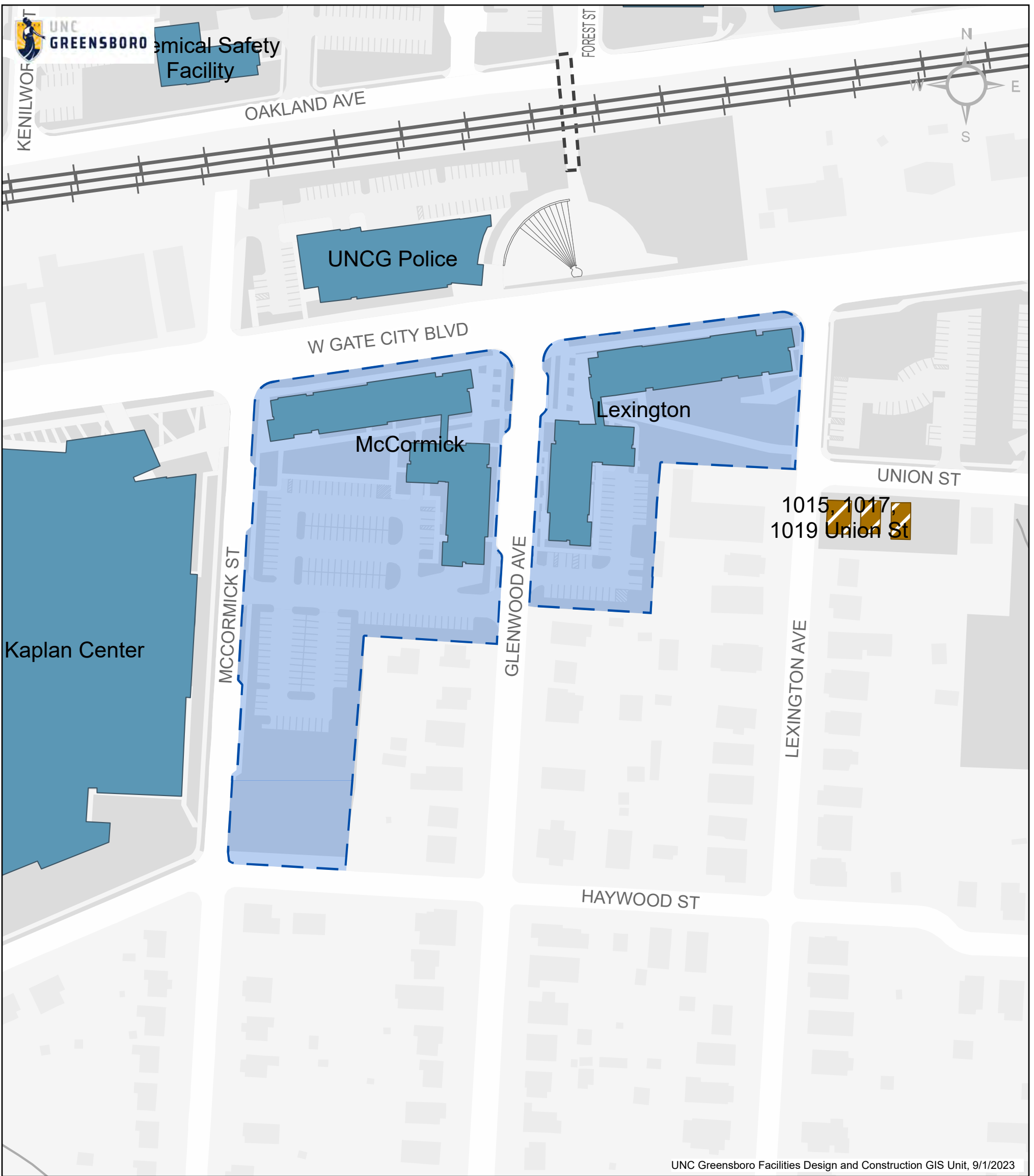
UNC Greensboro Millennial Campus 71.71ac

- Health and Wellness, 51.05 ac
- Visual and Performing Arts, 20.66 ac

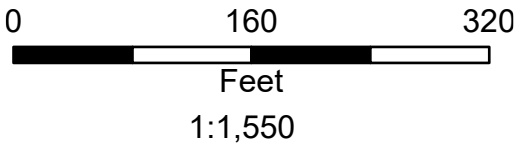
Ownership

- University – Bldg. in Use
- University – Bldg. Not in Use
- Associated Entity
- Associated Entity – Bldg. Not in Use
- Third Party



Selected Zone Area: 5.67 acres








UNC Greensboro Facilities Design and Construction GIS Unit, 9/1/2023



UNC Greensboro Millennial Campus 71.71ac

-  Health and Wellness, 51.05 ac
-  Visual and Performing Arts, 20.66 ac

Ownership

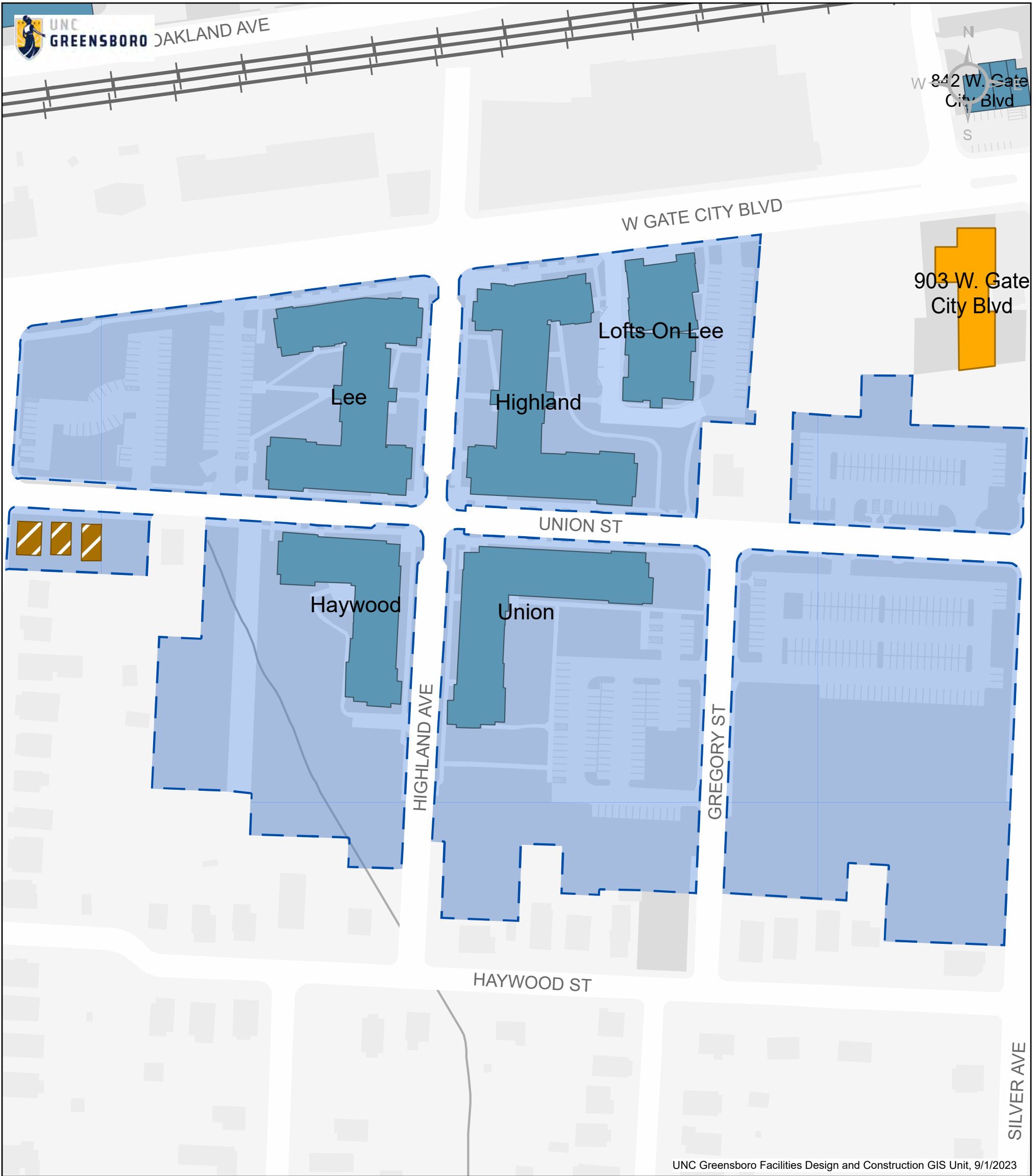
-  University – Bldg. in Use
-  University – Bldg. Not in Use
-  Associated Entity
-  Associated Entity – Bldg. Not in Use
-  Third Party

Selected Zone Area: 6.08 acres

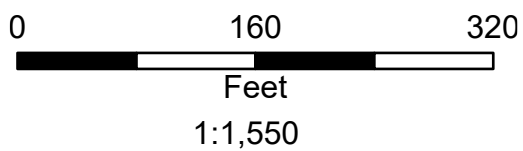
Building Information for HWL-07

McCormick
Residence Hall and retail



Lexington
Residence Hall and retail








UNC Greensboro Facilities Design and Construction GIS Unit, 9/1/2023



UNC Greensboro Millennial Campus 71.71ac

-  Health and Wellness, 51.05 ac
-  Visual and Performing Arts, 20.66 ac

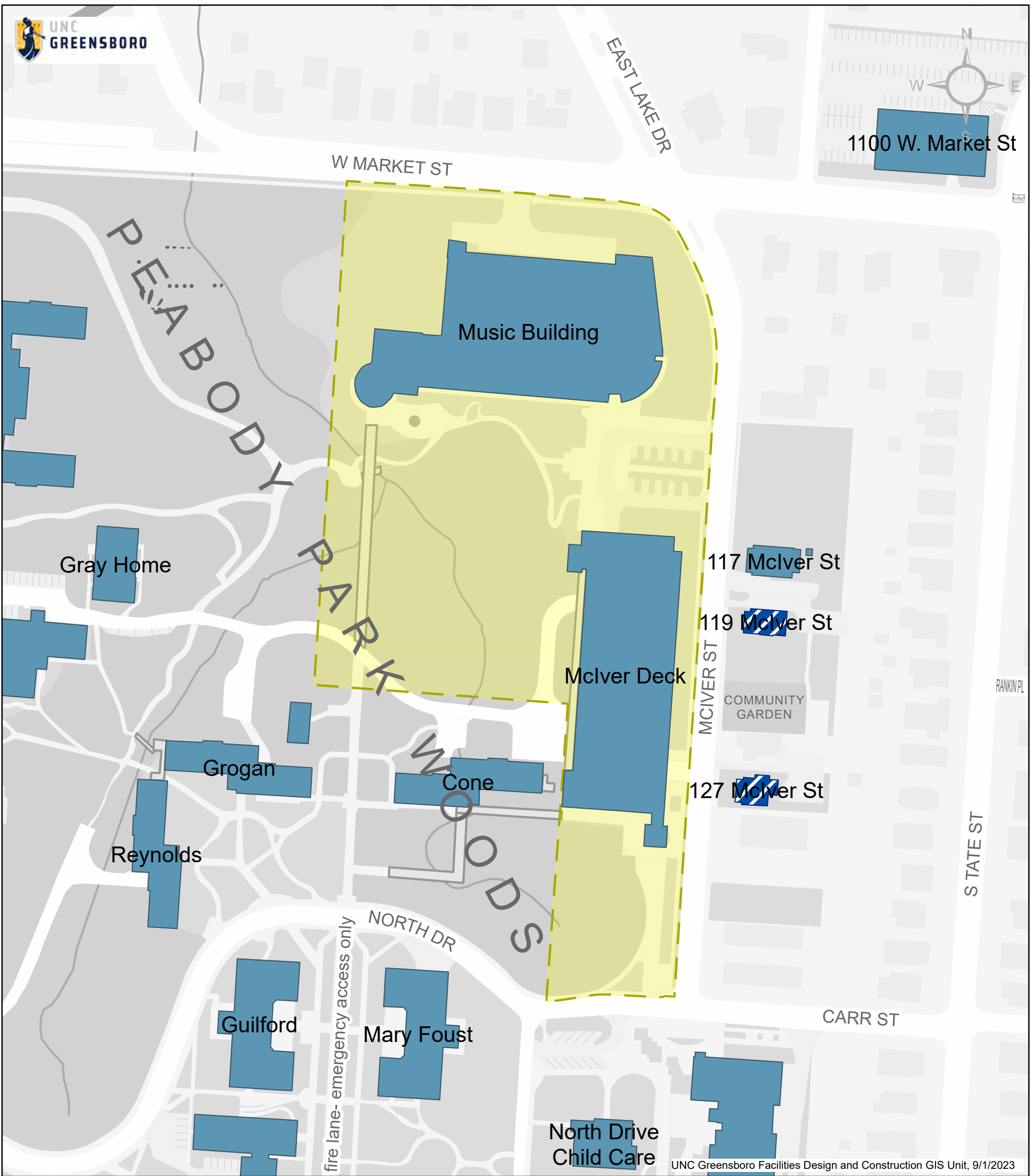
Ownership

-  University – Bldg. in Use
-  University – Bldg. Not in Use
-  Associated Entity
-  Associated Entity – Bldg. Not in Use
-  Third Party

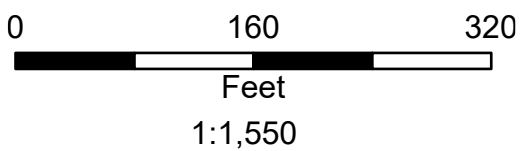
Selected Zone Area: 18.35 acres

Building Information for HWL-08



<p>Lofts On Lee</p>	<p>Union Residence Hall including faculty in residence apartment</p>
<p>Lee Residence Hall and social research center (Center for Youth, Families, and Community Partnerships)</p>	<p>1015, 1017, 1019 Union St Not in Use</p>
<p>Highland Residence Hall and social research center (Center for New North Carolinians)</p>	
<p>Haywood Hall Residence Hall including faculty in residence apartment</p>	








UNC Greensboro Facilities Design and Construction GIS Unit, 9/1/2023



UNC Greensboro Millennial Campus 71.71ac

-  Health and Wellness, 51.05 ac
-  Visual and Performing Arts, 20.66 ac

Ownership

-  University – Bldg. in Use
-  University – Bldg. Not in Use
-  Associated Entity
-  Associated Entity – Bldg. Not in Use
-  Third Party

Selected Zone Area: 9.12 acres

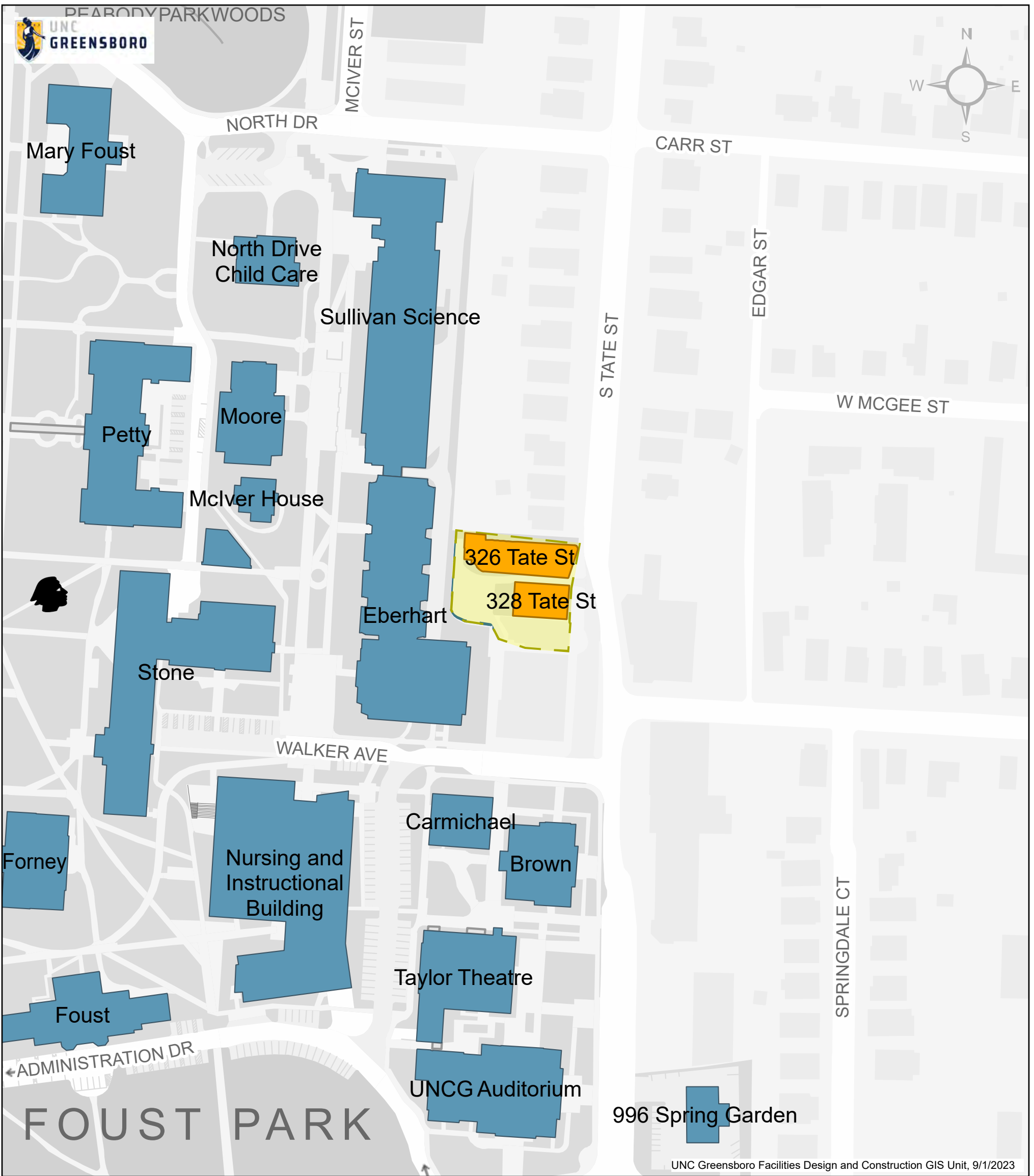
Building Information for VPA-01

Music Building

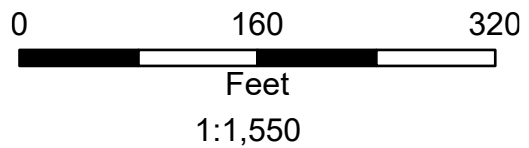
School of Music, Theatre and Dance - Dean's Oce, Music Library, Music Studies, Instrumental Studies, Keyboard Studies, Music Education, Vocal Studies, Music Research Institute, Music Performance

Mclver Deck

Parking



UNC Greensboro Facilities Design and Construction GIS Unit, 9/1/2023



Building Information for VPA-02

- 326 Tate St**
Theater
- 328 Tate St**
Theater

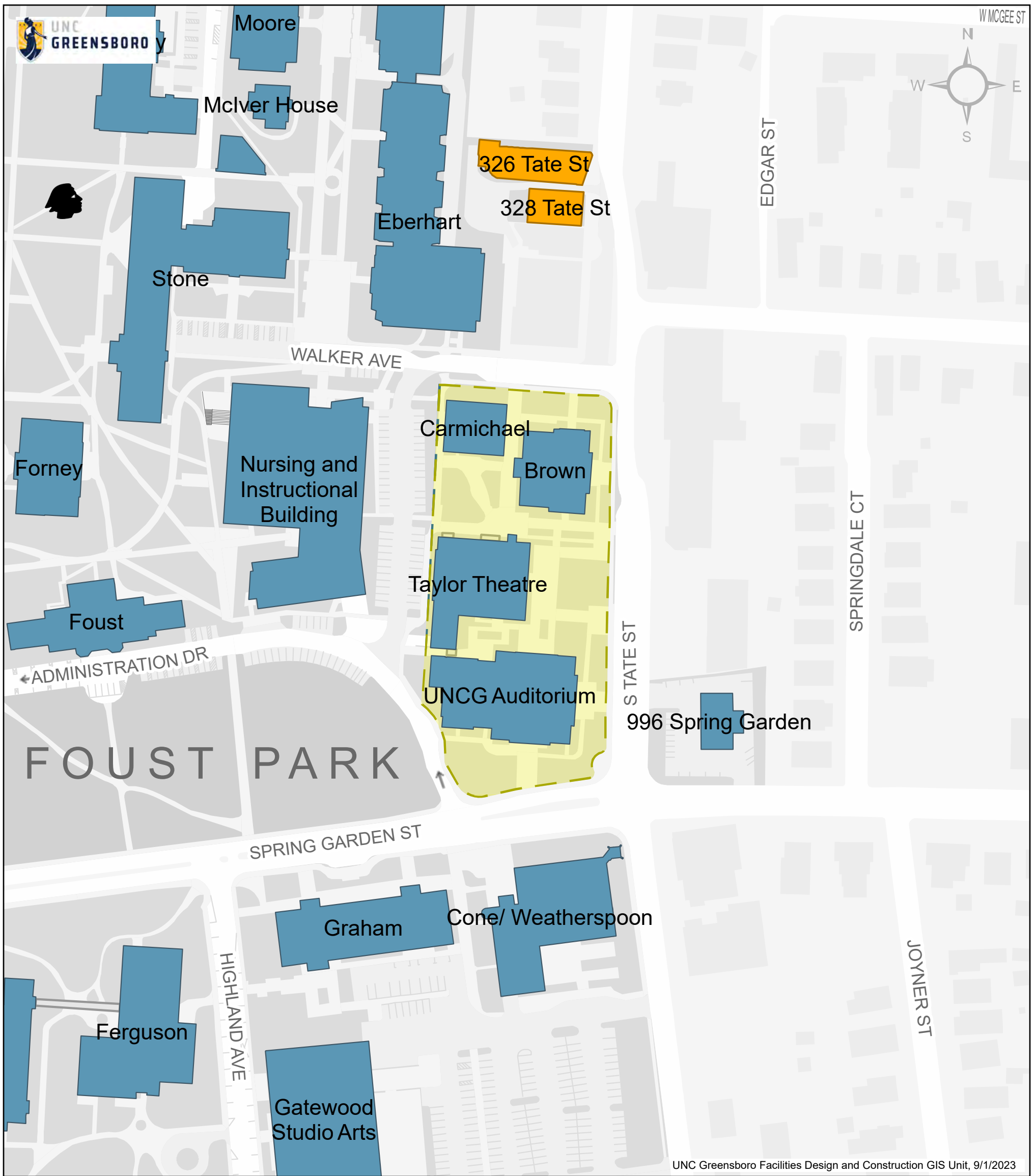
UNC Greensboro Millennium Campus 71.71ac

- Health and Wellness, 51.05 ac
- Visual and Performing Arts, 20.66 ac

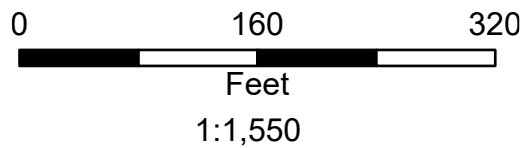
Ownership

- University – Bldg. in Use
- University – Bldg. Not in Use
- Associated Entity
- Associated Entity – Bldg. Not in Use
- Third Party

Selected Zone Area: 0.50 acres



UNC Greensboro Facilities Design and Construction GIS Unit, 9/1/2023



UNC Greensboro Millennial Campus 71.71ac

- Health and Wellness, 51.05 ac
- Visual and Performing Arts, 20.66 ac

Ownership

- University – Bldg. in Use
- University – Bldg. Not in Use
- Associated Entity
- Associated Entity – Bldg. Not in Use
- Third Party

Selected Zone Area: 2.80 acres

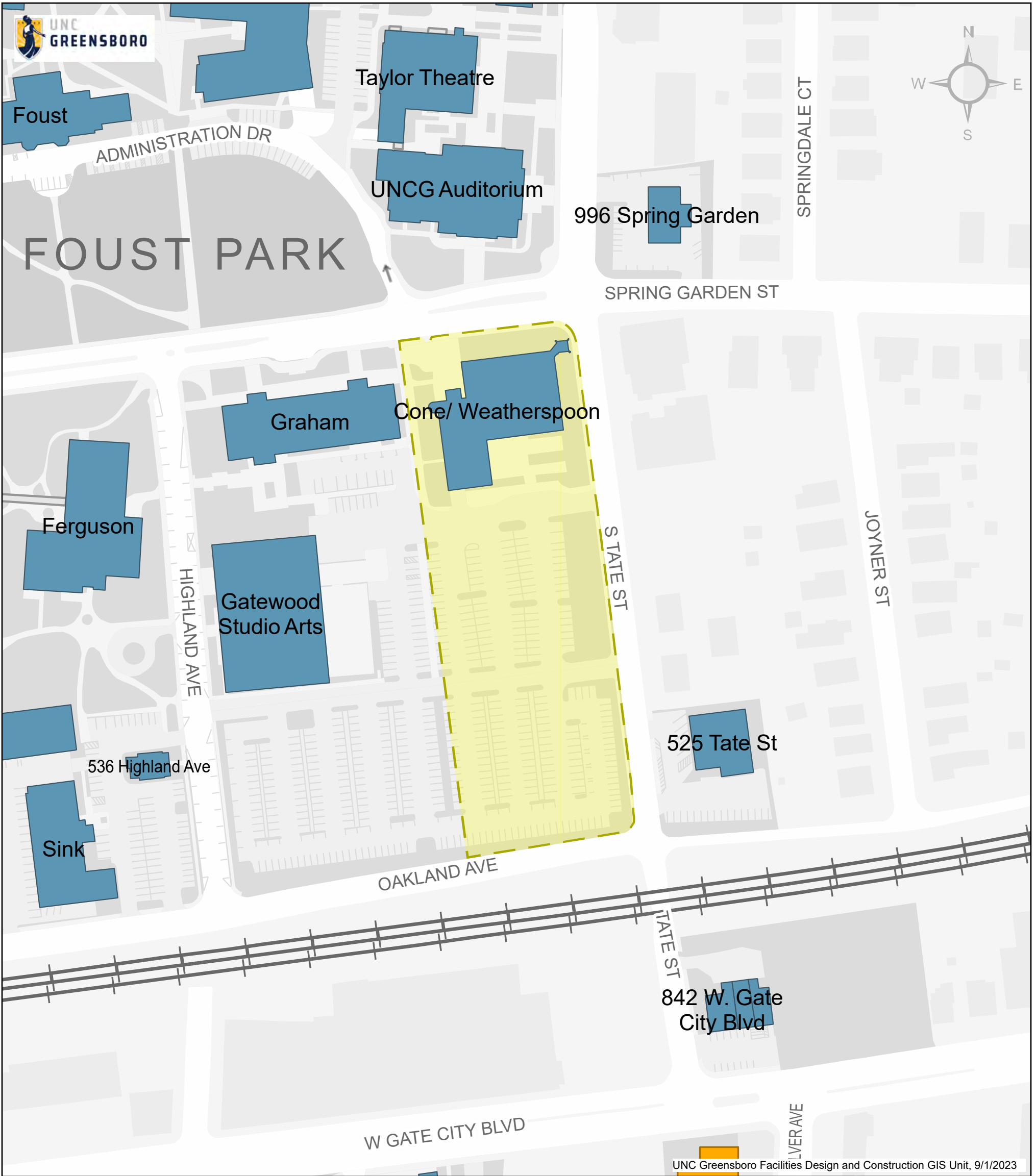
Building Information for VPA-03

UNCG Auditorium
1,642 seat Performance Venue

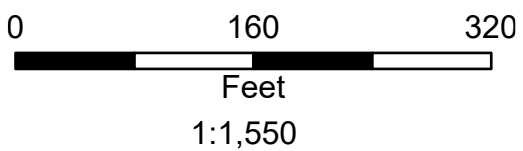
Brown
Media Studies, WUAG Oces and Studio, Undergraduate Admissions, Internal Audit, Theatre, UNC-Exchange Program, New Mind, 140 seat performance venue

Taylor Theatre
Theatre Department, 450 seat performance venue

Carmichael
Media Studies



UNC Greensboro Facilities Design and Construction GIS Unit, 9/1/2023



Building Information for VPA-04

Cone/ Weatherspoon
Weatherspoon Art Gallery

UNC Greensboro Millennial Campus 71.71ac

Health and Wellness, 51.05 ac

Visual and Performing Arts, 20.66 ac

Ownership

University – Bldg. in Use

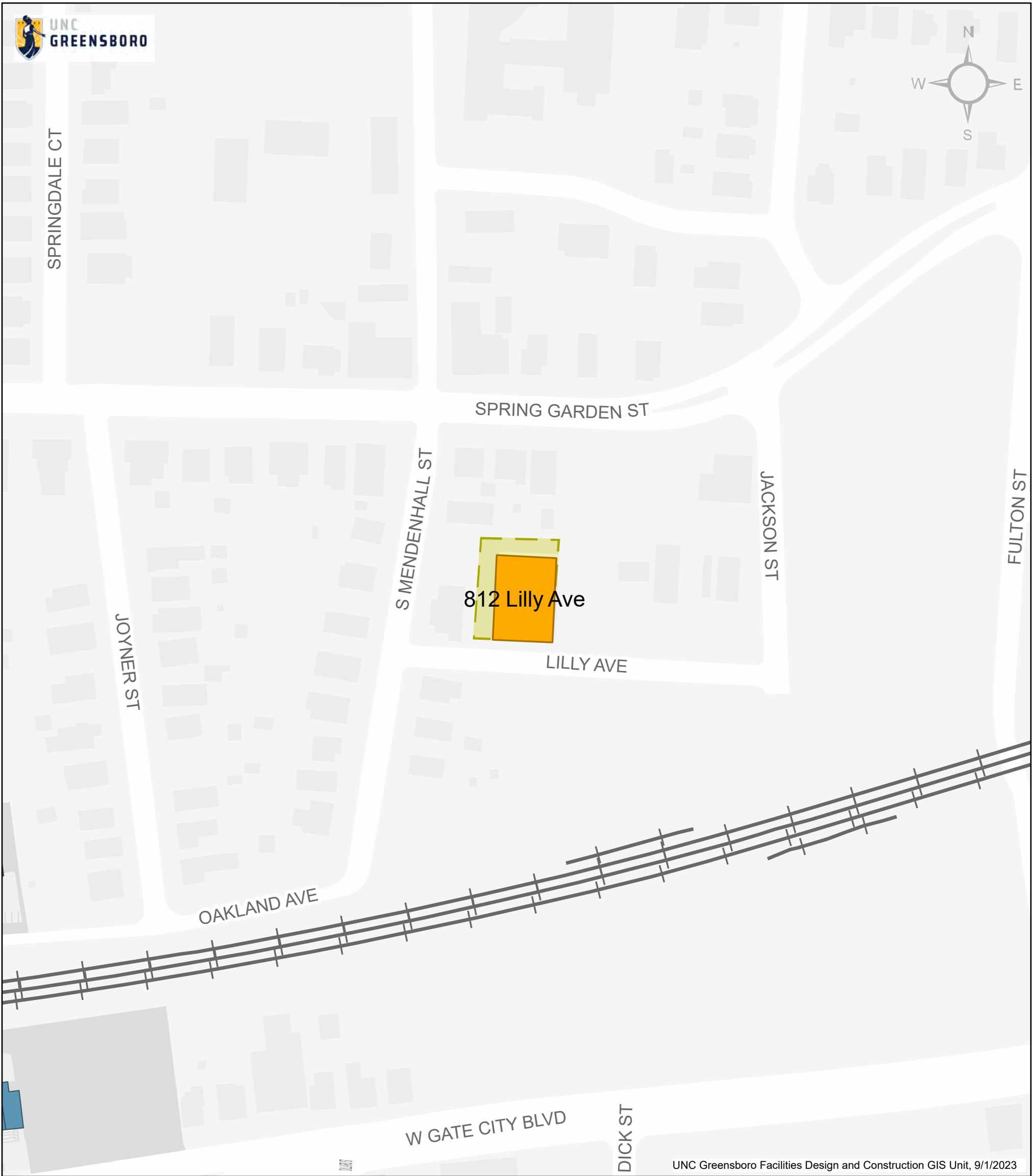
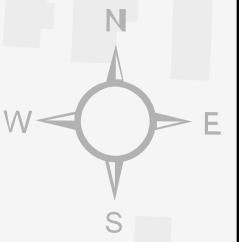
University – Bldg. Not in Use

Associated Entity

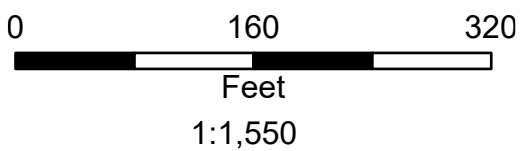
Associated Entity – Bldg. Not in Use

Third Party

Selected Zone Area: 3.64 acres





UNC Greensboro Facilities Design and Construction GIS Unit, 9/1/2023








Building Information for VPA-05

812 Lilly Ave
Theater Scene Shop

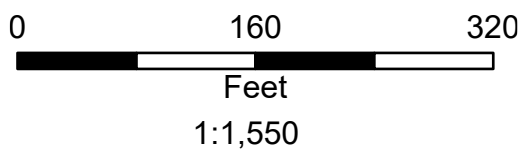
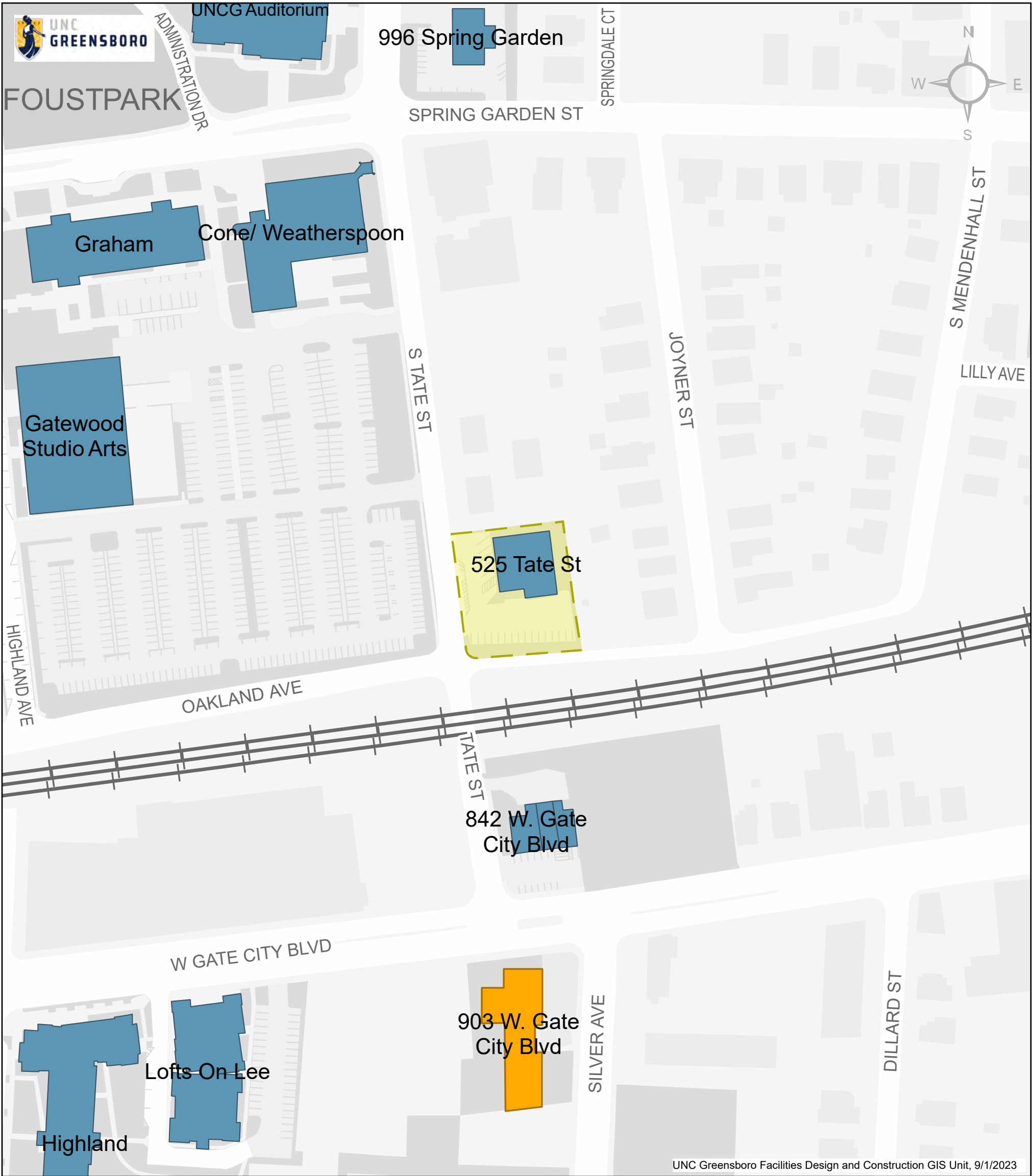
UNC Greensboro Millennial Campus 71.71ac

-  Health and Wellness, 51.05 ac
-  Visual and Performing Arts, 20.66 ac

Ownership

-  University – Bldg. in Use
-  University – Bldg. Not in Use
-  Associated Entity
-  Associated Entity – Bldg. Not in Use
-  Third Party

Selected Zone Area: 0.33 acres




Building Information for VPA-06


525 Tate St


UNC Greensboro Millennial Campus 71.71ac

 Health and Wellness, 51.05 ac

 Visual and Performing Arts, 20.66 ac


Ownership

 University – Bldg. in Use

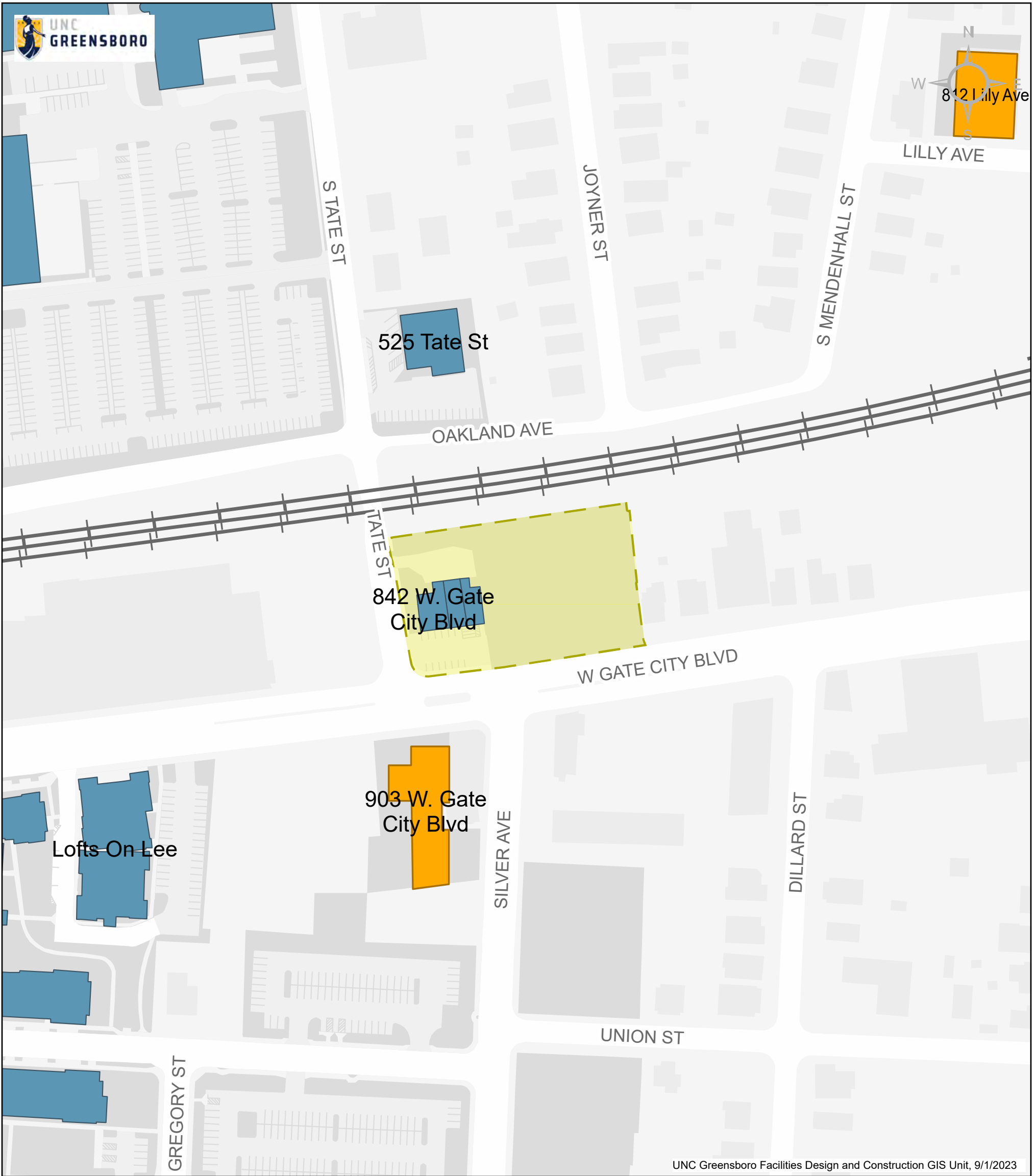
 University – Bldg. Not in Use

 Associated Entity

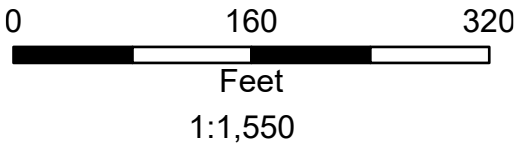
 Associated Entity – Bldg. Not in Use

 Third Party

Selected Zone Area: 0.59 acres





UNC Greensboro Facilities Design and Construction GIS Unit, 9/1/2023








Building Information for VPA-07

842 W. Gate City Blvd
 Archeology, Center for
 Community Engagement Design,
 Art Department Lighting Studio

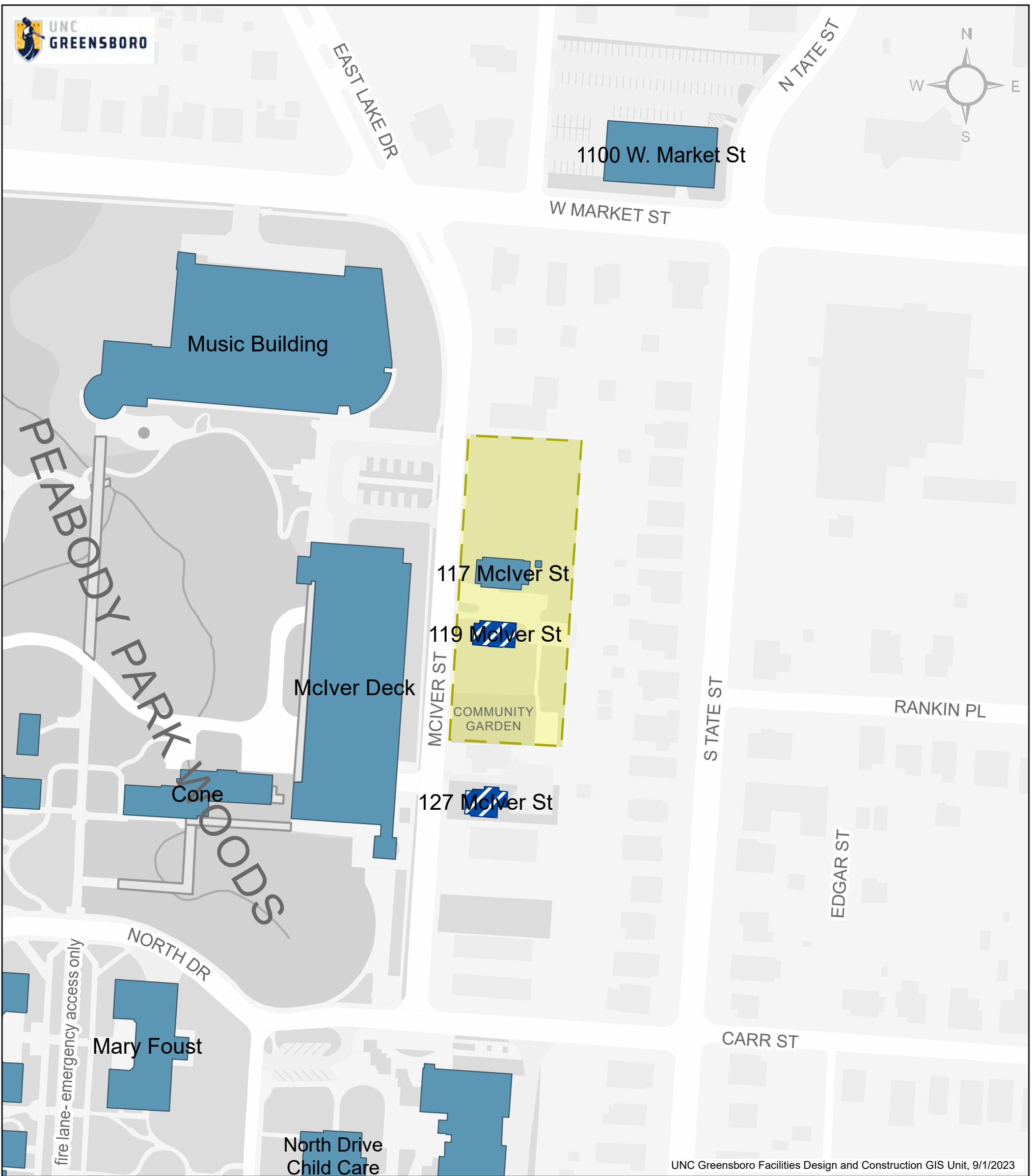
UNC Greensboro Millennial Campus 71.71 ac

-  Health and Wellness, 51.05 ac
-  Visual and Performing Arts, 20.66 ac

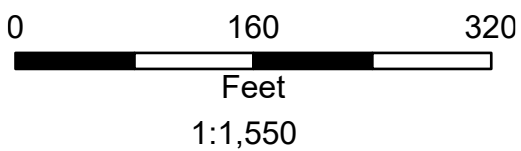
Ownership

-  University – Bldg. in Use
-  University – Bldg. Not in Use
-  Associated Entity
-  Associated Entity – Bldg. Not in Use
-  Third Party

Selected Zone Area: 1.39 acres



UNC Greensboro Facilities Design and Construction GIS Unit, 9/1/2023



Building Information for VPA-08

119 Mclver St
Not in use.

117 Mclver St
Daycare

UNC Greensboro Millennial Campus 71.71ac

Health and Wellness, 51.05 ac

Visual and Performing Arts, 20.66 ac

Ownership

University – Bldg. in Use

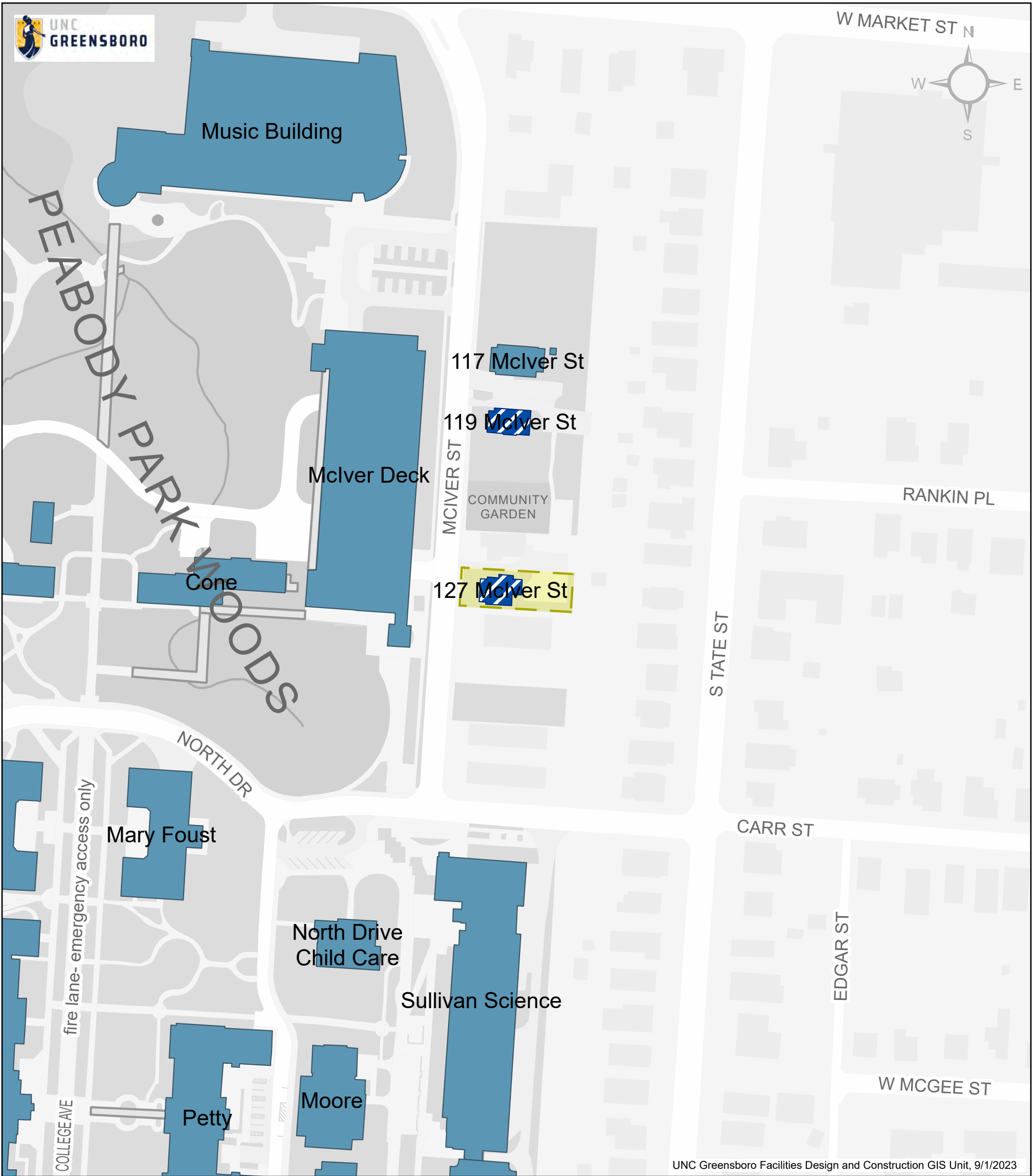
University – Bldg. Not in Use

Associated Entity

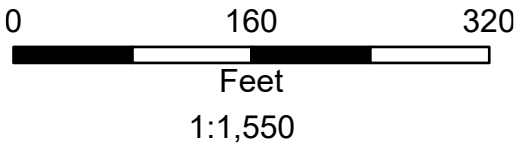
Associated Entity – Bldg. Not in Use

Third Party

Selected Zone Area: 1.41 acres





UNC Greensboro Facilities Design and Construction GIS Unit, 9/1/2023








Building Information for VPA-09

127 Mclver St
Not in use.

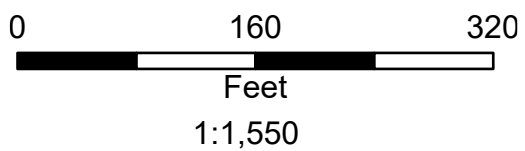
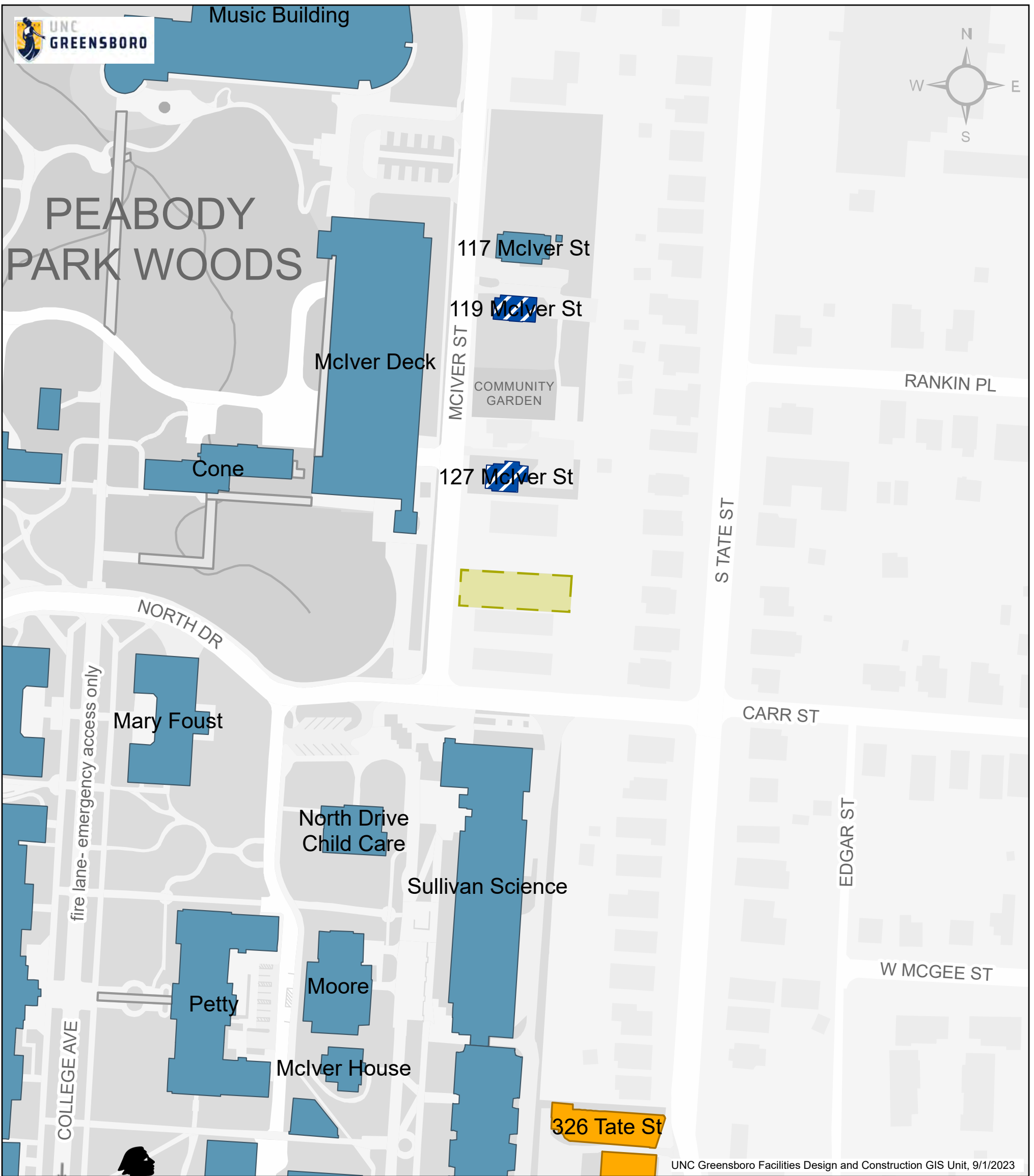
UNC Greensboro Millennial Campus 71.71ac

-  Health and Wellness, 51.05 ac
-  Visual and Performing Arts, 20.66 ac

Ownership

-  University – Bldg. in Use
-  University – Bldg. Not in Use
-  Associated Entity
-  Associated Entity – Bldg. Not in Use
-  Third Party

Selected Zone Area: 0.18 acres



UNC Greensboro Millennial Campus 71.71ac

Health and Wellness, 51.05 ac

Visual and Performing Arts, 20.66 ac

Ownership

University – Bldg. in Use

University – Bldg. Not in Use

Associated Entity

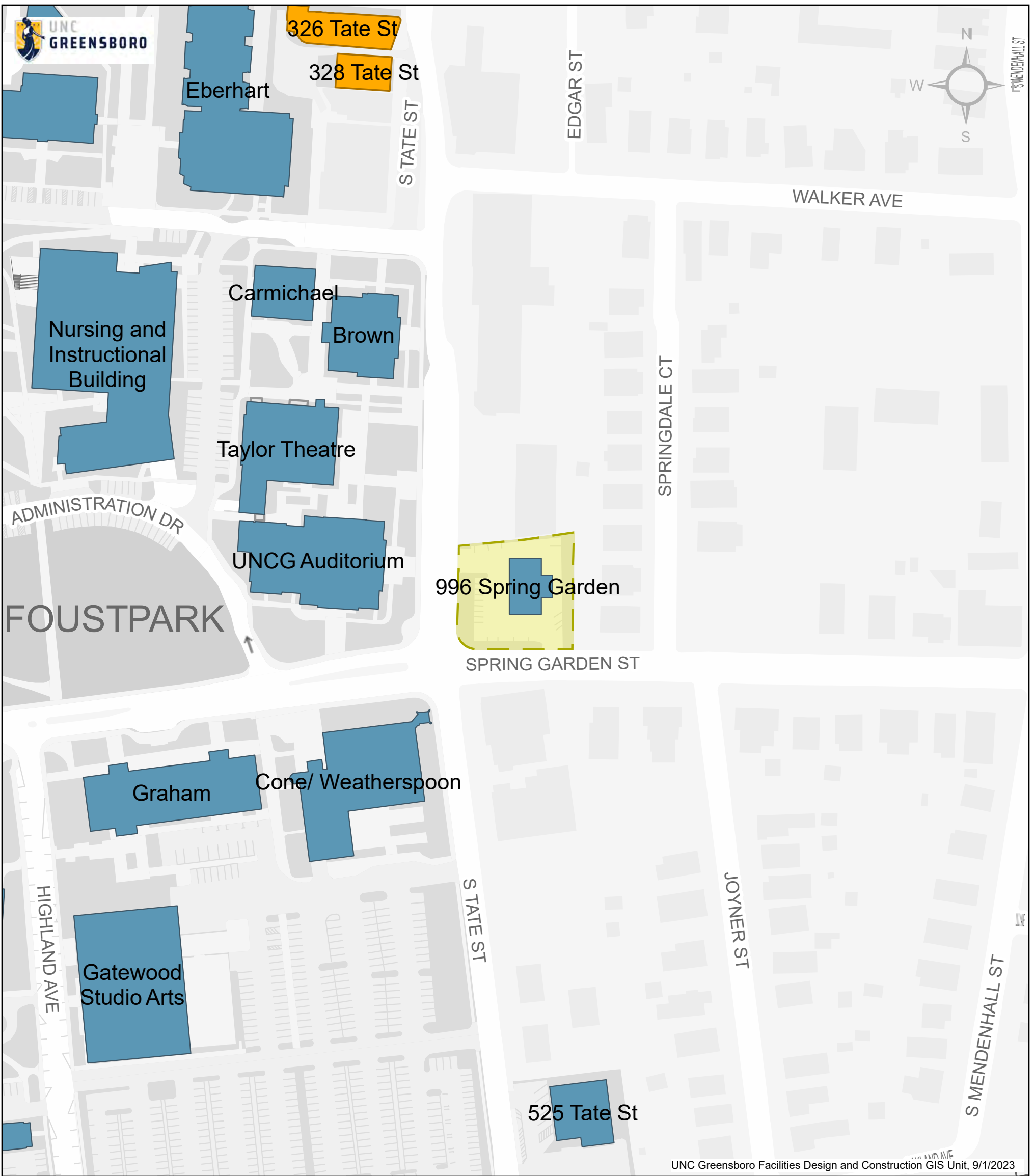
Associated Entity – Bldg. Not in Use

Third Party

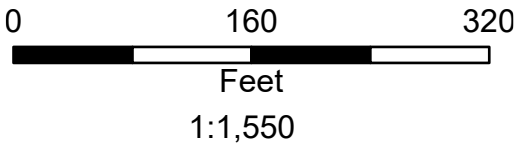
Selected Zone Area: 0.17 acres

Building Information for VPA-10

No Buildings



UNC Greensboro Facilities Design and Construction GIS Unit, 9/1/2023



Building Information for VPA-11

996 Spring Garden
Genetic Counseling

UNC Greensboro Millennium Campus 71.71ac

- Health and Wellness, 51.05 ac
- Visual and Performing Arts, 20.66 ac

Ownership

- University – Bldg. in Use
- University – Bldg. Not in Use
- Associated Entity
- Associated Entity – Bldg. Not in Use
- Third Party

Selected Zone Area: 0.52 acres

Clear Run Branch
18 acres



East Crest Site
50.2 acres

p3 Housing
21.8 acres

West Crest Site
97.7 acres

West Crest Site
1.9 acres

UNCW Main Campus Millennial Sites

-  Millennial Campus Boundary
-  UNCW Main Campus



Clear Run Branch
approx. 18 acres

East Crest Site
approx.
50.2 acres

p3 Housing
approx.
21.8 acres

West Crest Site
approx. 98.9 acres

West Crest Site
approx. 98.9 acres

803 South College Road
801 South College Road

UNCW Main Campus Millennial Sites

- Associated Entity Ownership
- University Ownership
- Millennial Campus Boundary
- UNCW Main Campus



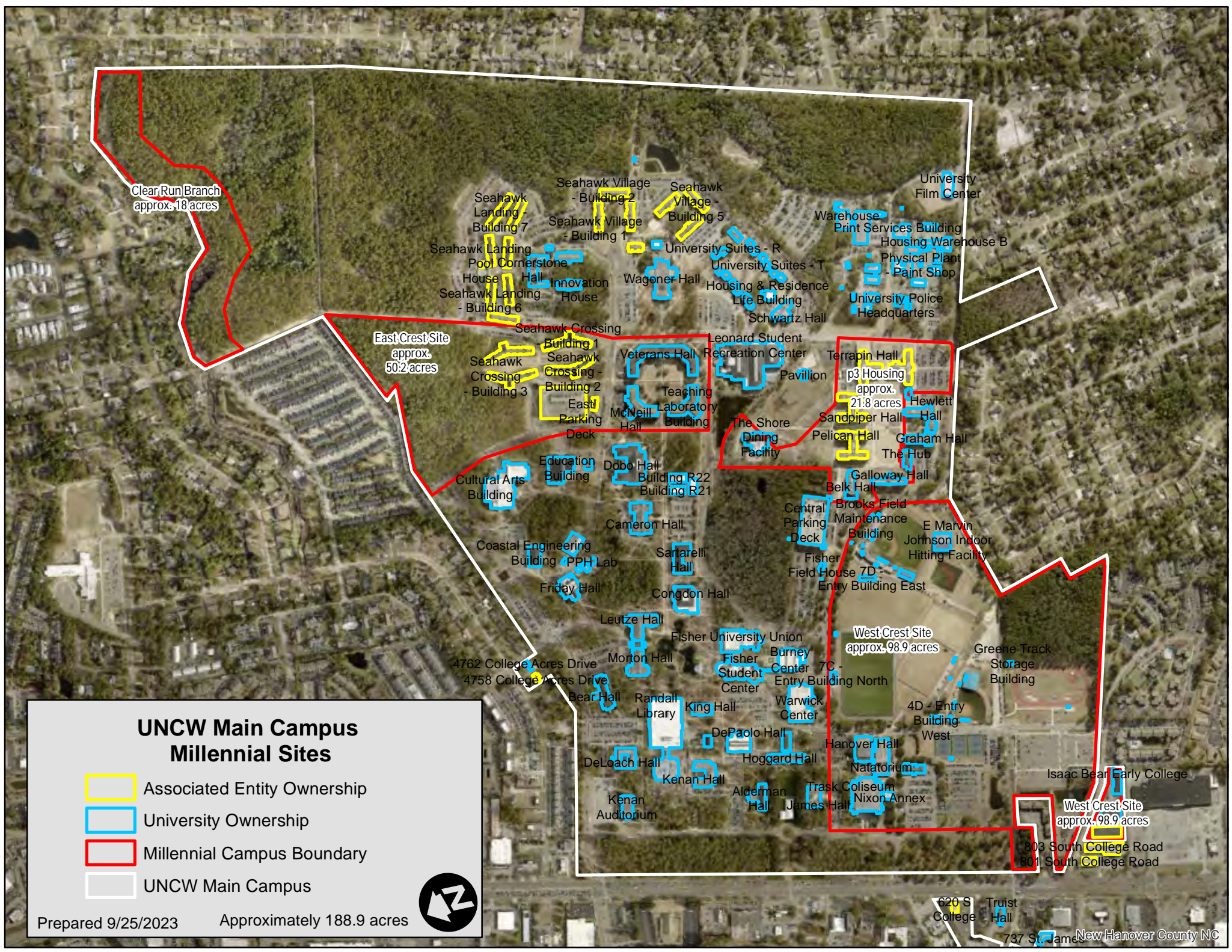
Prepared 9/25/2023

Approximately 188.9 acres

620 S. Trust Hall
College

737 St. James

New Hanover County NC





CMS Millennial Site
approx. 60.9 acres

MARBIONC

Center
for Marine
Science

Operations
Facility


Wet Lab

Shellfish
Research
Hatchery

South Annex
House

**UNCW Center for Marine Science
Millennial Site**

 University Owned Building

 CMS Millennial Campus Boundary

Prepared 9/25/2023 - Approximately 60.9 acres total



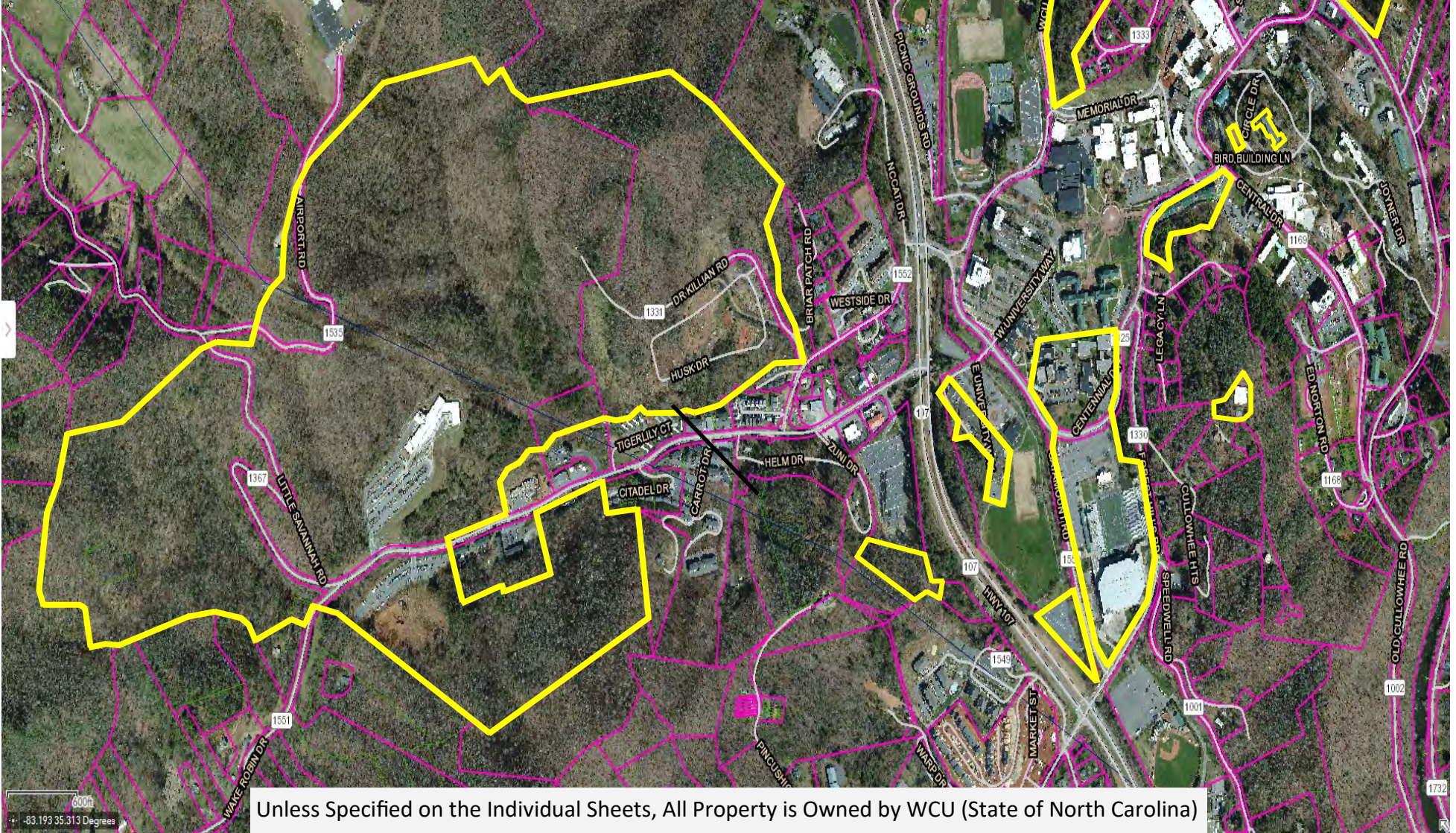
Overall Millennial Property Map (Less Cullowee Mountain Site)

Legend:

 Property Outline

Scale: 

Total Acreage: 792.79 (Including Cullowee Mtn.)



Unless Specified on the Individual Sheets, All Property is Owned by WCU (State of North Carolina)

600ft
+83.193 35.313 Degrees



Millennial Property Map Cullowhee Mountain Site

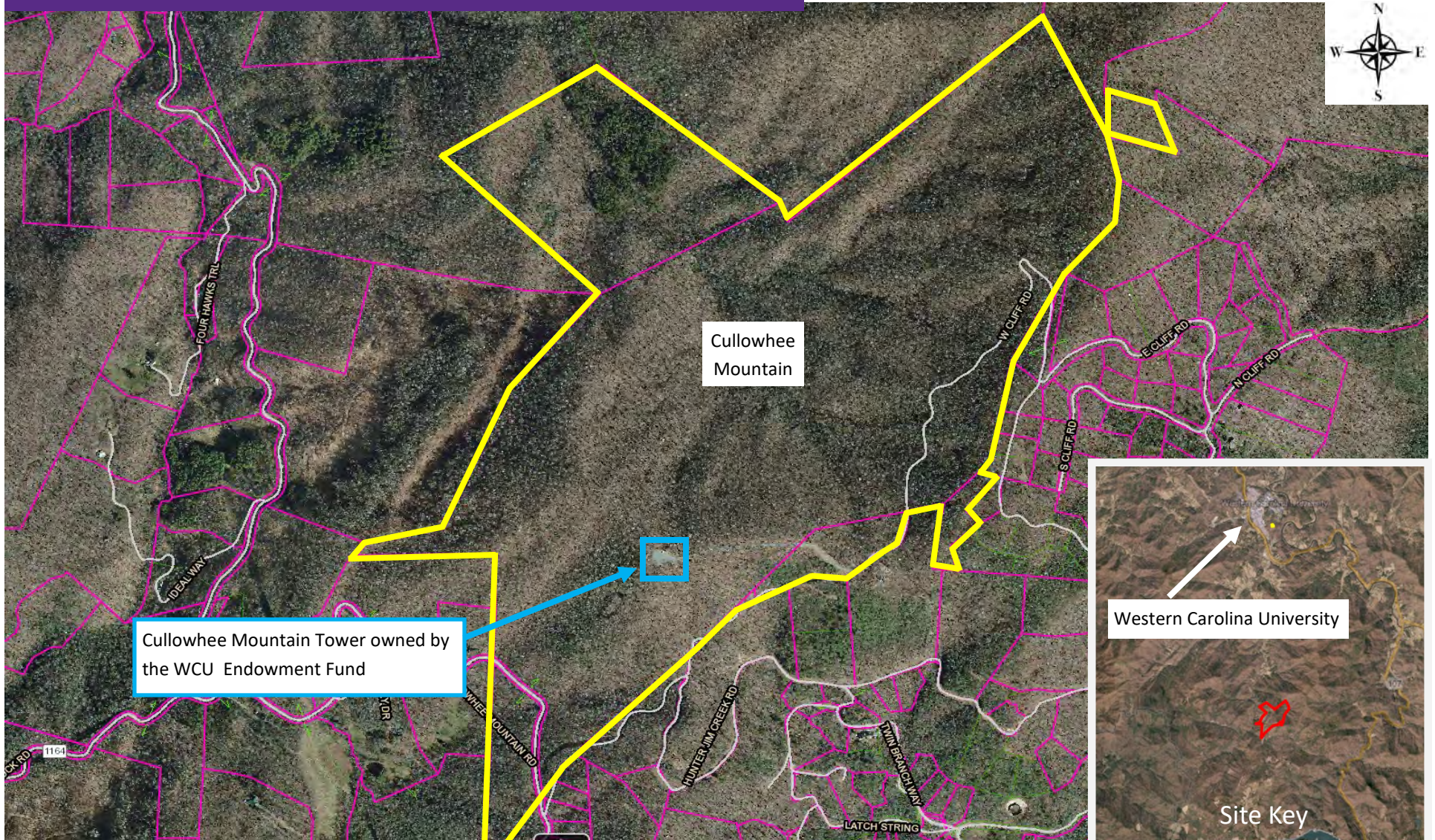
0 250 500 1,000

Legend:

Property Outline

Scale:

Total Acreage: 367.65 Acres





Millennial Property Map West of Highway 107

Legend:

 Property Outline

Scale: 

Total Acreage: 344.77 Acres





Millennial Property Map
Tower North Site

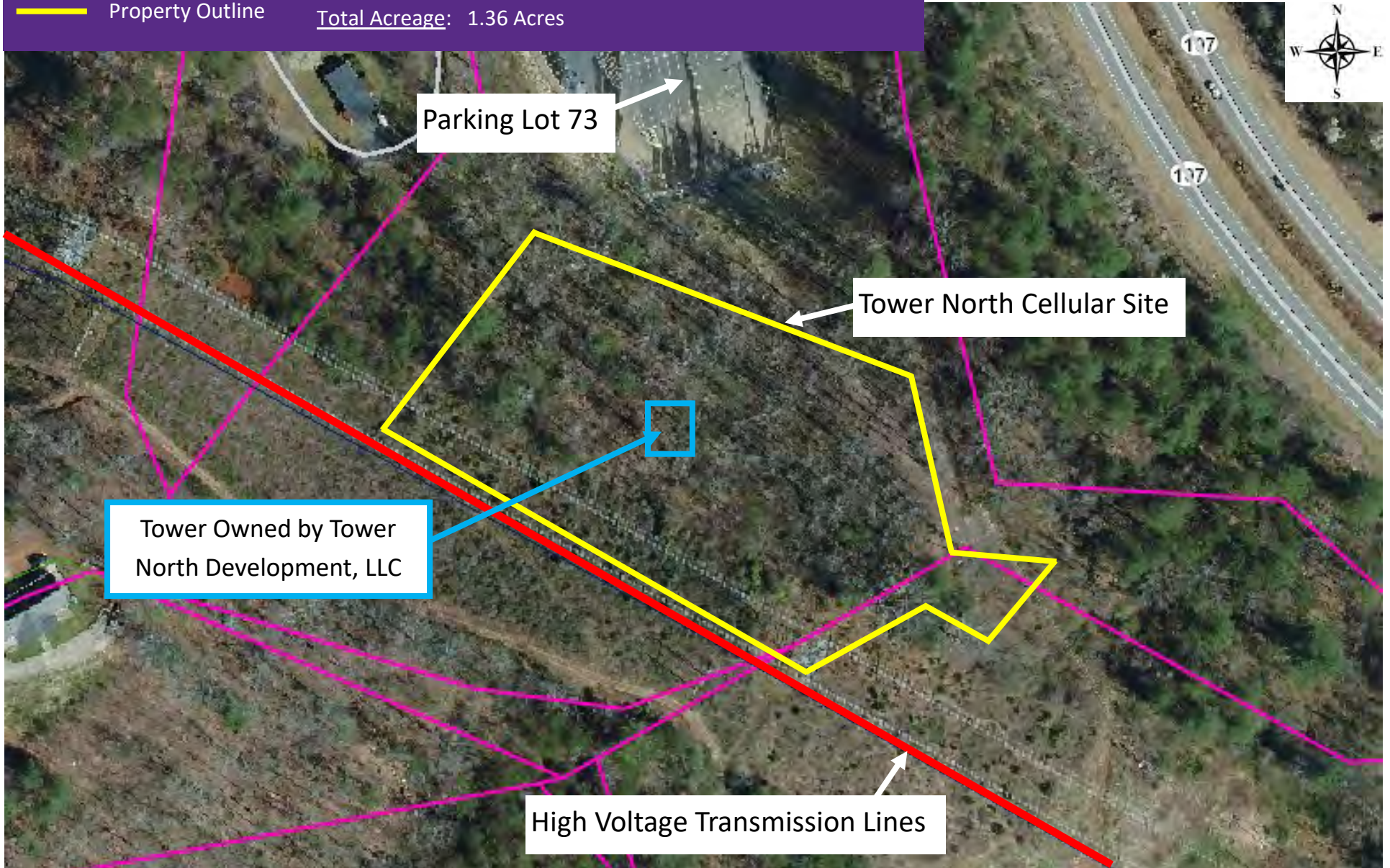
Legend:

Property Outline

Scale:



Total Acreage: 1.36 Acres





Millennial Property Map
Village Apartments

Legend:

 Property Outline

Scale: 0 50 100 250



Total Acreage: 33.44 Acres



Millennial Property Map Cullowhee Dam



Legend:

Property Outline

Total Acreage: 6.05 Acres





Legend:

 Property Outline

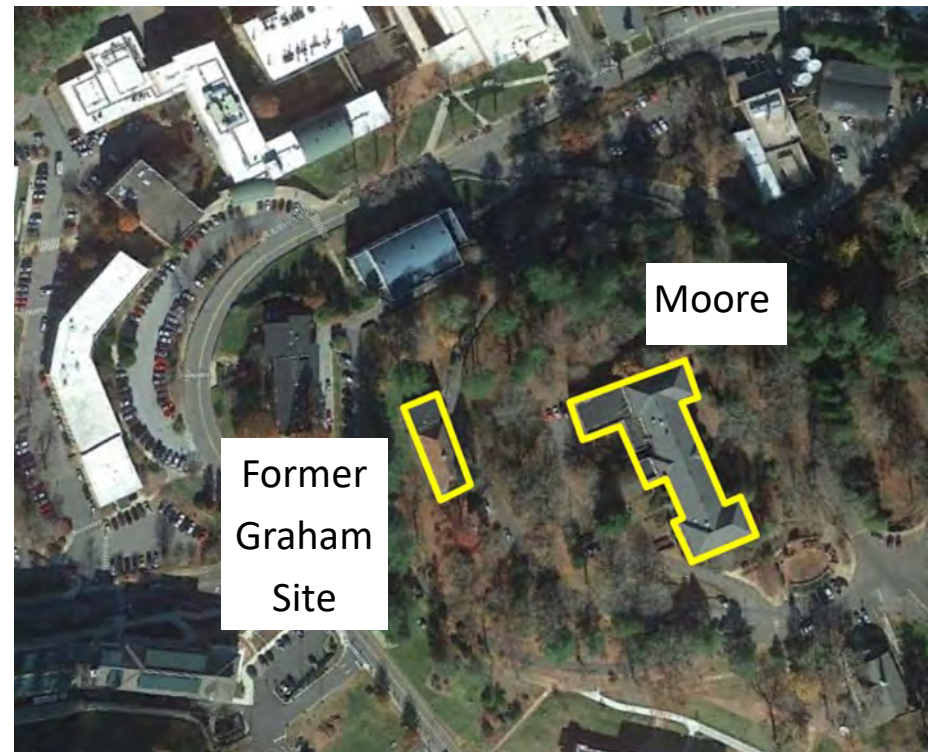
Scale:



Total Acreage: 2.12 Acres (All 3 Sites)



- Camp Building - 1.50 Acres
- Former Graham Bldg Site - 0.21 Acres
- Moore Building - 0.41 Acres





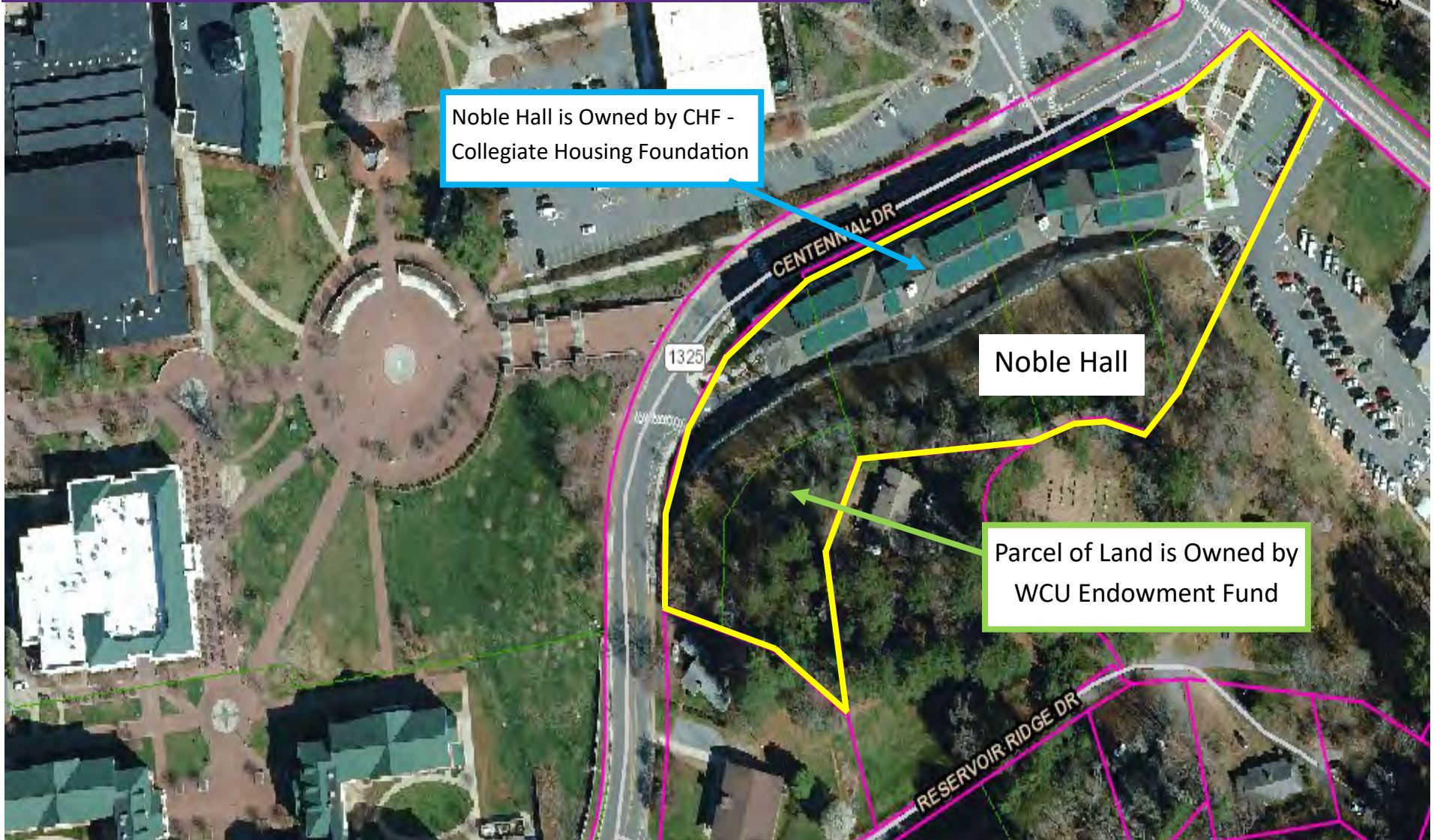
Millennial Property Map Noble Hall



Legend:

Property Outline

Total Acreage: 3.89 Acres



Noble Hall is Owned by CHF -
Collegiate Housing Foundation

Noble Hall

Parcel of Land is Owned by
WCU Endowment Fund



Millennial Property Map
Bardo, RAC, Stadium & Belk

0 50 100 250

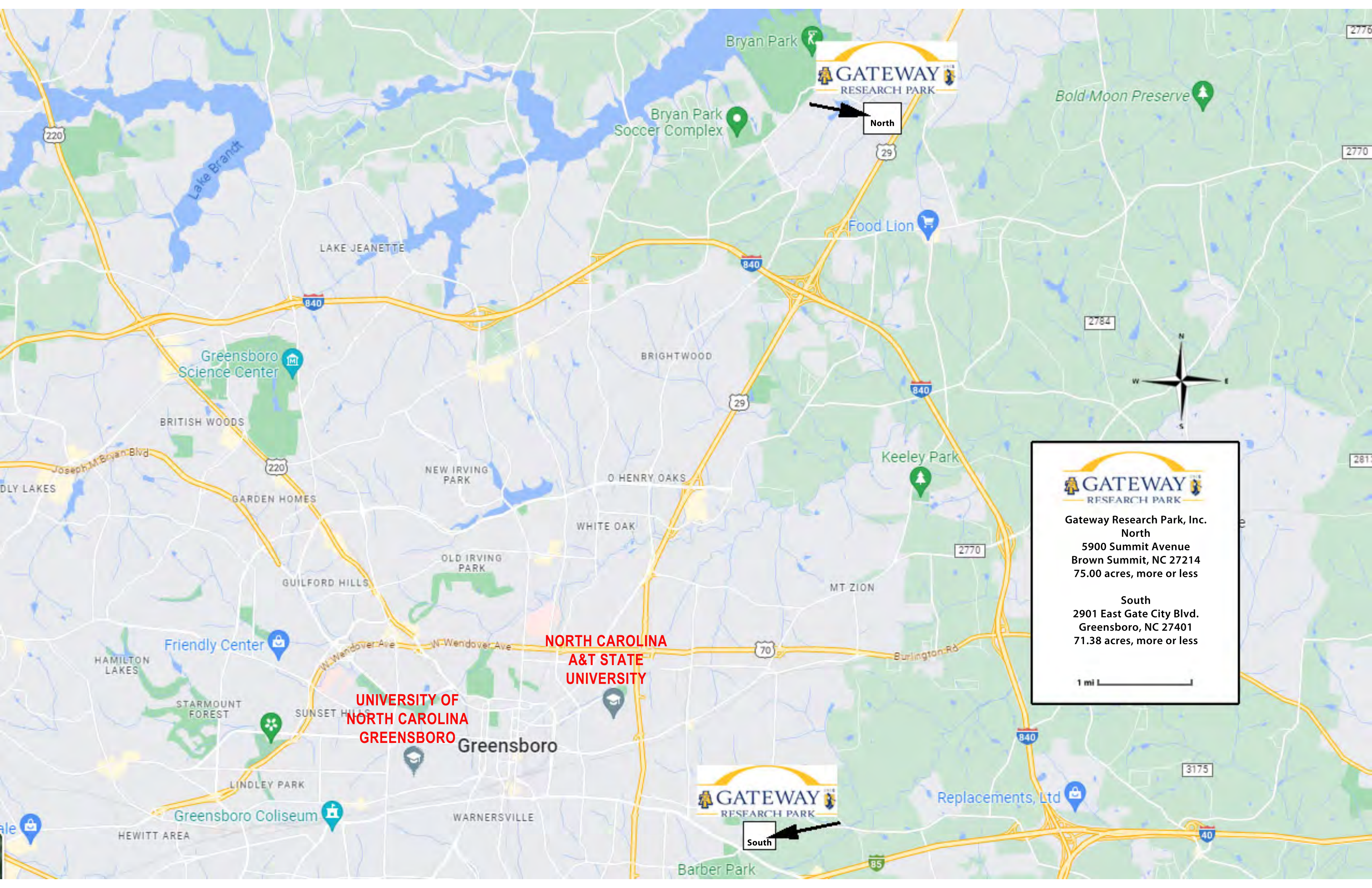
Scale:

Total Acreage: 33.51 Acres

Legend:

Property Outline





North



South


Gateway Research Park, Inc.
North
5900 Summit Avenue
Brown Summit, NC 27214
75.00 acres, more or less

South
2901 East Gate City Blvd.
Greensboro, NC 27401
71.38 acres, more or less

1 mi 

**NORTH CAROLINA
A&T STATE
UNIVERSITY**

**UNIVERSITY OF
NORTH CAROLINA
GREENSBORO**

Greensboro

Replacements, Ltd



Gateway Research Park, Inc. (North Campus)



5900 Summit Avenue, Brown Summit, NC 27214

- A = Hall Mericka Building
- B = Dixon Building
- C = Mehl Hall Building
- D = Central Kitchen
- E = Maintenance Shop
- F = Phillips Payne Building
- G = Brown Building
- H = Simpson Williams Gymnasium

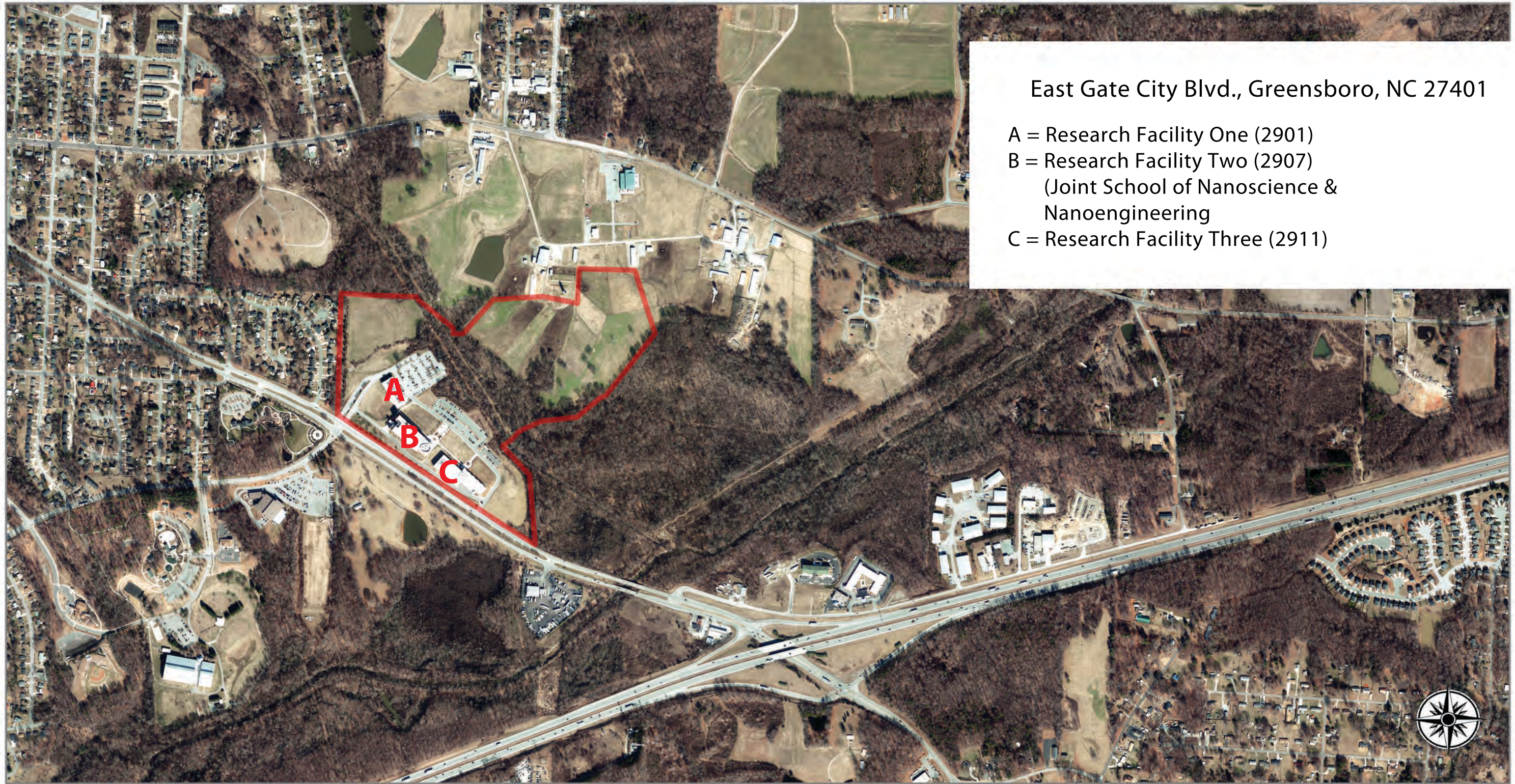


Disclaimer: While every effort is made to keep information provided over the internet accurate and up-to-date, Guilford County does not certify the authenticity or accuracy of such information. No warranties, express or implied, are provided for the records and/or mapping data herein, or for their use or interpretation by the User.

Map Scale
1 inch = 800 feet
7/13/2023



Gateway Research Park, Inc. (South Campus)



East Gate City Blvd., Greensboro, NC 27401

- A = Research Facility One (2901)
- B = Research Facility Two (2907)
(Joint School of Nanoscience &
Nanoengineering)
- C = Research Facility Three (2911)




Disclaimer: While every effort is made to keep information provided over the internet accurate and up-to-date, Guilford County does not certify the authenticity or accuracy of such information. No warranties, express or implied, are provided for the records and/or mapping data herein, or for their use or interpretation by the User.

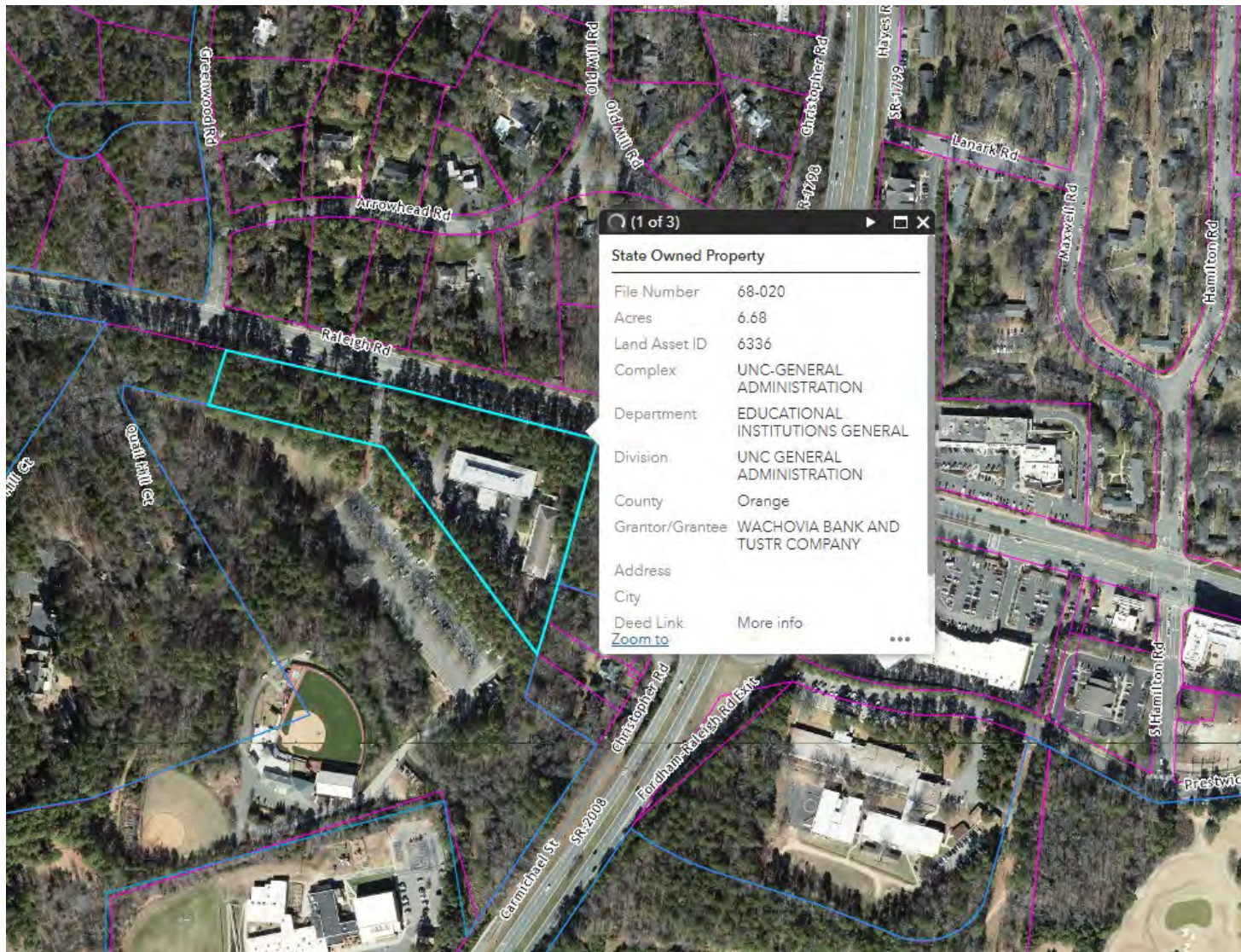


Map Scale
1 inch = 800 feet
7/13/2023

UNC-GEN CTR FOR PUBLIC TV/SEAA CENTER



10 TW ALEXANDER DRIVE
RESEARCH TRIANGLE PARK



THE SPANGLER COMPLEX PROPERTY
(Source: State Property Office)

APPENDIX B
REAL PROPERTY TRANSACTIONS
AS OF JUNE 30, 2023

APPENDIX B - REAL PROPERTY TRANSACTIONS

LEASE TRANSACTIONS

Lease Type	Name of Lessor/Lessee	Property Street Address	City	Net Square Feet	Acres	Lease Start Date	Lease End Date
APPALACHIAN STATE UNIVERSITY							
Lease Out	Confluent Health, LLC (BreakThrough Physical Therapy)	North End Zone, 3rd Floor, 135 Jack Branch Drive	Boone	4778	N/A	4/1/2021	3/31/2026
Lease Out	Cellco Partnership, d/b/a Verizon Wireless	Cone Hall Roof, 135 Brown Street	Boone	437	N/A	4/18/2006	4/17/2026
Lease Out	Cellco Partnership, d/b/a Verizon Wireless	Bodenheimer Cell Tower, 473 Bodenheimer Drive	Boone	336	N/A	7/1/2021	7/1/2036
Lease Out	Quantum Wireless Networks, LLC	Stadium 425 Jack Branch Drive	Boone	1,801 sf	N/A	On operation	10 years
Lease Out	New Cingular Wireless, d/b/a AT&T	Bodenheimer Cell Tower, 473 Bodenheimer Drive	Boone	250	N/A	11/1/2021	10/31/1931
Lease Out	Carolina West Wireless	Bodenheimer Cell Tower, 473 Bodenheimer Drive	Boone	64	N/A	10/1/2021	9/30/2026
Lease Out	Wake Forest University Baptist Medical Center	Leon Levine Hall, 1179 State Farm Road, Boone, NC 28608	Boone	6,027 sf	N/A	12/1/2013	12/31/2023
Lease Out	Wells Fargo (ATM)	(unaddressed) Rivers Street, nearest address 406 Rivers Street	Boone	54	N/A	1/1/2022	12/31/2022
Ground Lease	Appalachian Student Housing Corporation	New River Residence Hall; 161 Stadium Drive	Boone	N/A	1.30	12/1/2020	11/30/2055
Lease Back	Appalachian Student Housing Corporation	New River Residence Hall; 161 Stadium Drive	Boone	204,492	N/A	12/1/2020	11/30/2055
Ground Lease	Beyond Boone LLC	Thunder Hill Residence Hall; 266 Stadium Drive	Boone	N/A	1.26	2/1/2019	1/31/2069
Ground Lease	Beyond Boone LLC	Laurel Creek Hall; 212 Stadium Heights Drive	Boone	N/A	0.98	2/1/2020	1/31/2069
Ground Lease	Beyond Boone LLC	Blue Ridge Parking Deck; 185 Stadium Heights Drive	Boone	N/A	1.48	2/1/2019	1/31/2029
Lease Back	Beyond Boone LLC	Blue Ridge Parking Deck; 185 Stadium Heights Drive	Boone	169,772	N/A	2/1/2019	1/31/2029
EAST CAROLINA UNIVERSITY							
Ground Lease	PaceSetter Land Company, LLC	1003 Clark Street	Greenville	N/A	1.00	8/1/2021	8/1/2045
Ground Lease	Intersect East Industrial, LLC	1150 South Greene Street	Greenville	13,188	0.70	8/1/2023	8/1/2024
Ground Lease	Intersect East Industrial, LLC	1104 and 1110 Clark Streets	Greenville	82,760	6.15	4/1/2023	4/1/2048
NORTH CAROLINA CENTRAL UNIVERSITY							
Ground Lease	Provident-NCCU Properties	1390 S. Alston Ave, 615 E. Lawson St., 619 George St.	Durham	N/A	7.79	6/1/2019	6/1/2069
NORTH CAROLINA STATE UNIVERSITY							
Ground Lease	The Board of Trustees of the Endowment Fund of North Carolina State University/Centennial Campus Property LLC, c/o Goldman Sachs & Co	Venture I, 940 Main Campus Drive	Raleigh	N/A	6.42	1/1/1998	12/31/2062
Ground Lease	The Board of Trustees of the Endowment Fund of North Carolina State University/Centennial Campus Property LLC, c/o Goldman Sachs & Co	Venture II, 920 Main Campus Drive	Raleigh	N/A	1.36	10/1/1998	9/30/2063
Ground Lease	The Board of Trustees of the Endowment Fund of North Carolina State University/Kendall-Raleigh, LLC	1801 Varsity Drive	Raleigh	N/A	3.10	8/1/1999	7/31/2059
Ground Lease	The Board of Trustees of the Endowment Fund of North Carolina State University/Centennial Campus Property LLC, c/o Goldman Sachs & Co	Venture III, 900 Main Campus Drive	Raleigh	N/A	1.19	3/1/2000	2/28/2065
Ground Lease	The Board of Trustees of the Endowment Fund of North Carolina State University/Centennial Campus Property LLC, c/o Goldman Sachs & Co	Venture Place, 930 Main Campus Drive	Raleigh	N/A	0.95	11/1/2000	10/31/2063
Ground Lease	The Board of Trustees of the Endowment Fund of North Carolina State University/Centennial Campus Property LLC, c/o Goldman Sachs & Co	Venture IV, 1730 Varsity Drive	Raleigh	N/A	0.88	1/1/2003	12/31/2067
Ground Lease	The Board of Trustees of the Endowment Fund of North Carolina State University/ The State of NC, North Carolina Wildlife Resources Commission	1751 Varsity Drive	Raleigh	N/A	2.63	4/1/2003	3/31/2043
Ground Lease	The State of NC/NCSU Alumni Association, Inc	Dorothy and Roy Park Alumni Center, 2450 ALUMNI Drive	Raleigh	N/A	5.63	8/1/2006	7/31/2071
Ground Lease	The State of NC/NCSU Centennial Development LLC	Lonnie Poole Golf Course, 1509 Main Campus Drive	Raleigh	N/A	193.00	5/1/2007	4/30/2106
Ground Lease	The State of NC/NC State University Partnership Corporation	The Greens, 320 The Greens Circle; Multiple other parcels on Main Ca	Raleigh	N/A	30.24	12/19/2008	12/18/2107
Ground Lease	The State of NC/NC State University Partnership Corporation	Multiple parcels	Raleigh	N/A	20.85	5/1/2008	4/30/2107
Ground Lease	The State of NC/Wake County, c/o County Manager	Centennial Campus Magnet Middle School, 1900 Main Campus Drive	Raleigh	N/A	17.69	6/23/1998	6/30/2038
Ground Lease	The State of NC/Tammy Lynn Memorial Foundation, Inc.	739 Chappell Dr	Raleigh	N/A	8.18	4/1/2021	3/31/2061
Ground Lease	The State of NC/Tammy Lynn Memorial Foundation, Inc.	739 Chappell Dr	Raleigh	N/A	0.68	10/11/1984	12/31/2034
Ground Lease	The State of NC/North Carolina State University Foundation, Inc. (f/k/a North Carolina State College Foundation, Inc.)	NC State University Club, 4200 Hillsborough St	Raleigh	N/A	41.00	1/1/1961	12/31/2059
Ground Lease	The Board of Trustees of the Endowment Fund of North Carolina State University/VTR LS KSC, LP c/o Ventas, Inc.	Keystone Science Center/1791 Varsity Drive	Raleigh	N/A	2.61	7/1/2010	6/30/2080
Ground Lease	The Board of Trustees of the Endowment Fund of North Carolina State University/Centennial Campus Property LLC, c/o Goldman Sachs & Co	Alliance, 901 Main Campus Drive	Raleigh	N/A	3.80	8/1/2013	7/31/2078
Ground Lease	The Board of Trustees of the Endowment Fund of North Carolina State University/PW North Shore, LLC	North Shore, 1231 Capability Drive	Raleigh	N/A	9.02	7/9/2014	6/9/2114
Ground Lease	The Board of Trustees of the Endowment Fund of North Carolina State University/Flex III Subsidiary, LLC c/o CAPITAL ASSOCIATES	Biomedical Partnership Center, 1001 William Moore Drive	Raleigh	N/A	2.63	6/10/2016	6/30/2081
Ground Lease	The Board of Trustees of the Endowment Fund of North Carolina State University/VTR LS CTI, LP, c/o Ventas Inc.	CTI, 1010 Main Campus Drive	Raleigh	N/A	2.15	7/1/2017	6/30/2082
Ground Lease	The Board of Trustees of the Endowment Fund of North Carolina State University/Raleigh Project Owner LLC c/o Pyramid Advisors Limited Partnership	StateView Hotel, 2451 Alumni Drive	Raleigh	N/A	7.39	11/1/2017	11/1/2082
Ground Lease	The Board of Trustees of the Endowment Fund of North Carolina State University/Individual Condominium Unit Owners (5)	1201 Twin Branches	Raleigh	7196	N/A	6/26/2015	6/25/2114
Ground Lease	The Board of Trustees of the Endowment Fund of North Carolina State University/Individual Condominium Unit Owners (3)	1211 Twin Branches	Raleigh	4284	N/A	8/1/2016	6/9/2114

Lease Type	Name of Lessor/Lessee	Property Street Address	City	Net Square Feet	Acres	Lease Start Date	Lease End Date
Ground Lease	The Board of Trustees of the Endowment Fund of North Carolina State University/Individual Condominium Unit Owners (4)	1221 Twin Branches	Raleigh	4920	N/A	8/10/2016	6/9/2114
Ground Lease	The Board of Trustees of the Endowment Fund of North Carolina State University/Individual Condominium Unit Owners (5)	1231 Twin Branches	Raleigh	6880	N/A	8/15/2016	6/9/2114
Ground Lease	The Board of Trustees of the Endowment Fund of North Carolina State University/Individual Condominium Unit Owners (4)	1211 Capability	Raleigh	4920	N/A	6/15/2017	6/9/2114
Ground Lease	The Board of Trustees of the Endowment Fund of North Carolina State University/Individual Condominium Unit Owners (5)	2430 Campus Shore	Raleigh	7460	N/A	4/10/2107	6/9/2114
Ground Lease	The Board of Trustees of the Endowment Fund of North Carolina State University/Individual Condominium Unit Owners (5)	2431 Campus Shore	Raleigh	7460	N/A	6/1/2018	6/9/2114
Ground Lease	The Board of Trustees of the Endowment Fund of North Carolina State University/Individual Condominium Unit Owners (49)	2441 Campus Shore	Raleigh	54185	N/A	6/6/2021	6/5/2120
Ground Lease	The Board of Trustees of the Endowment Fund of North Carolina State University/North Shore Townhomes LP	1200 Capability (under construction)	Raleigh	N/A	N/A	5/15/2022	6/9/2114
Ground Lease	The Board of Trustees of the Endowment Fund of North Carolina State University/Individual Condominium Unit Owners (6)	2440 Campus Shore	Raleigh	22235	N/A	1/26/1998	2/1/2097
Ground Lease	The Board of Trustees of the Endowment Fund of North Carolina State University/Individual Condominium Unit Owners (5)	1230 Twin Branches	Raleigh	12853	N/A	1/26/1998	2/1/2097
Ground Lease	The Board of Trustees of the Endowment Fund of North Carolina State University/Individual Condominium Unit Owners (5)	1231 Capability	Raleigh	9565	N/A	1/26/1998	2/1/2097
Ground Lease	The Board of Trustees of the Endowment Fund of North Carolina State University/Individual Condominium Unit Owners (7)	1230 Capability	Raleigh	9764	N/A	1/26/1998	2/1/2097
Ground Lease	The Board of Trustees of the Endowment Fund of North Carolina State University/Individual Condominium Unit Owners (5)	1221 Capability	Raleigh	9245	N/A	1/26/1998	2/1/2097
Ground Lease	The Board of Trustees of the Endowment Fund of North Carolina State University/Individual Condominium Unit Owners (5)	1220 Twin Branches	Raleigh	9245	N/A	1/26/1998	2/1/2097
Lease Out	The State of NC/Baron Advanced Meteorological Systems, Inc.	Research II, 1009 Capability Drive, Suite 312	Raleigh	538	N/A	7/1/2012	M2M
Lease Out	The of State of NC/Alkemere, LLC	Partners II, 840 Main Campus Drive, Suite 3590	Raleigh	600	N/A	10/9/2015	M2M
Lease Out	The State of NC/International Business Machines Corporation	Research IV, 909 Capability Drive, Suite 3100	Raleigh	1,327	N/A	1/1/2023	7/31/2023
Lease Out	The State of NC/Benanova, Inc.	Partners II, 840 Main Campus Drive, Suite 3550	Raleigh	440	N/A	2/1/2018	M2M
Lease Out	The State of NC/ABB, Inc.	Poulton, 1021 Main Campus Drive, Suite 100	Raleigh	28,575	N/A	12/1/2018	11/30/2023
Lease Out	The State of NC/C2I, LLC	Partners I, 1017 Main Campus Drive, Suites 1650, 2300	Raleigh	19,269	N/A	3/1/2019	2/28/2024
Lease Out	The State of NC/Beroe Holdings, Inc	Research IV, 909 Capability Drive, Suite 2050	Raleigh	3,144	N/A	3/1/2019	2/29/2024
Lease Out	The State of NC/Eastman Chemical Company	Research IV, 909 Capability Drive, Suite 2800	Raleigh	3,022	N/A	3/22/2019	3/31/2024
Lease Out	The State of NC/VHB Engineering NC, PC	Partners I, 1017 Main Campus Drive, Suite 2580	Raleigh	6,381	N/A	11/18/2019	11/30/2024
Lease Out	The State of NC/Live Oak Banking Company	Partners I, 1017 Main Campus Drive, Suite 3200	Raleigh	4,511	N/A	11/18/2019	11/30/2024
Lease Out	The State of NC/Pickett & Associates, Inc.	Research IV, 909 Capability Drive, Suite 2700	Raleigh	3,943	N/A	11/25/2019	1/31/2025
Lease Out	The State of NC/ Collaborations Pharmaceuticals, Inc.	Partners II, 840 Main Campus Drive, Suites 3500, 3510, 3520	Raleigh	1,940	N/A	2/1/2020	M2M
Lease Out	The State of NC/Industrial Heat, LLC	Partners I, 1017 Main Campus Drive, Suite 3800	Raleigh	4,598	N/A	3/1/2020	2/29/2024
Lease Out	The State of NC/The United States of America/General Services Administration - NOAA's NWS	Research III, 1005 Capability Drive, Suite 300	Raleigh	6,332	N/A	12/15/2020	12/14/2030
Lease Out	The State of NC/VETONCODX, LLC	Research II, 1009 Capability Drive, Suite 301	Raleigh	543	N/A	8/1/2021	1/31/2024
Lease Out	The State of NC/North Carolina Advanced Energy Corporation	Research IV, 909 Capability Drive, Suites 1900, 2100	Raleigh	14,216	N/A	11/30/2021	11/30/2026
Lease Out	The State of NC/Freese and Nichols, Inc	Partners I, 1017 Main Campus Drive, Suite 1200,1500,1501	Raleigh	10,024	N/A	12/1/2021	11/30/2026
Lease Out	The State of NC/Climavision Operating, LLC	Research III, 1005 Capability Drive, Suite 170	Raleigh	197	N/A	7/1/2022	6/30/2024
Lease Out	The State of NC/Rapid Shape, Inc.	Partners I, 1017 Main Campus Drive, Suite 1250	Raleigh	2,764	N/A	8/1/2022	7/31/2024
Lease Out	The State of NC/The United States of America/US Army Corp of Engineers	Poulton, 1021 Main Campus Drive, Suite 300	Raleigh	16,896	N/A	4/1/2023	3/31/2024
Lease Out	The State of NC/SMRT Systems, Inc	Partners I, 1017 Main Campus Drive, Suite 1600	Raleigh	3,843	N/A	5/1/2023	4/30/2025
Lease Back	VTR LS KSC, LP c/o Ventas, Inc./The State of NC (FREEDM CTR I)	1791 Varsity Dr, Ste G100, Raleigh, NC	Raleigh	11,200	N/A	6/15/2010	6/30/2025
Lease Back	VTR LS KSC, LP c/o Ventas, Inc./The State of NC (FREEDM CTR II)	1791 Varsity Dr, Ste 100, Raleigh, NC	Raleigh	11,200	N/A	6/15/2010	6/30/2025
Lease Back	VTR LS KSC, LP c/o Ventas, Inc./The State of NC (BTEC)	1791 Varsity Dr, Ste 160, Raleigh, NC	Raleigh	5,600	N/A	6/15/2010	6/30/2025
Lease Back	Centennial Campus Property LLC, c/o Goldman Sachs & Co. LLC/The State of NC (Institute for Advanced Analytics)	901 Main Campus Dr, Ste 120 130 230 240	Raleigh	29,261	N/A	6/23/2015	6/22/2025
Lease Back	McKim & Creed, Inc.(SubLandlord)/The State of NC (DELTA TESTING CENTER)	1730 Varsity Dr, Ste 236	Raleigh	6,560	N/A	8/15/2015	5/31/2025
Lease Back	VTR LS CTI, LP, c/o Ventas Inc./The State of NC (DELTA)	1010 Main Campus Dr, Ste 200	Raleigh	18,943	N/A	12/23/2016	3/22/2024
Lease Back	VTR LS CTI, LP c/o Ventas, Inc./The State of NC (Non-Wovens Institute + highbay)	1010 Main Campus Dr	Raleigh	45,255	N/A	2/1/2017	1/31/2027
Lease Back	Flex III Subsidiary, LLC c/o CAPITAL ASSOCIATES/The State of NC (CVM-COE)	1001 William Moore Dr, Ste 200	Raleigh	23,572	N/A	5/17/2017	5/31/2027
Lease Back	Centennial Campus LLC c/o Lincoln Harris, LLC/The State of NC (IR-4 Project)	1730 Varsity Dr, Suites 210 220	Raleigh	6,461	N/A	6/16/2019	10/31/2027
Lease Back	Centennial Campus Property LLC, c/o Goldman Sachs & Co. LLC/The State of NC (COE-CSC-Visual Narrative)	1730 Varsity Dr, Ste 400	Raleigh	9,242	N/A	8/7/2019	11/30/2025
Lease Back	Centennial Campus Property LLC, c/o Goldman Sachs & Co. LLC/The State of NC (CALS-Center for Integrated Pest Management)	1730 Varsity Dr, Ste 105 110	Raleigh	10,409	N/A	11/1/2019	1/31/2027
Lease Back	Centennial Campus Property LLC, c/o Goldman Sachs & Co. LLC/The State of NC (ORI)	940 Main Campus Dr, Suites 120-140	Raleigh	5,257	N/A	3/1/2023	2/28/2030

Lease Type	Name of Lessor/Lessee	Property Street Address	City	Net Square Feet	Acres	Lease Start Date	Lease End Date
UNIVERSITY OF NORTH CAROLINA ASHEVILLE							
Lease Out	Wild Oak Independent School	1181 Broyles Road	Hendersonville	8,118	46.29	9/1/2021	8/31/2024
Lease Out	Odyssey: A community of integral learning UNCA Foundation	90 Zillicoa Street UNCA Track and Field Complex	Asheville Asheville	26,579 N/A	5.96 3.70	10/1/2020 5/6/2022	9/30/2025 12/31/2024
UNIVERSITY OF NORTH CAROLINA-CHAPEL HILL							
Lease Out	Sherry Wang and Maria	1402 Mason Farm Rd Chapel Hill, NC	Chapel Hill	1,507		8/1/2022	7/31/2023
Lease Out	Scott Remaley	114-B Chase Ave Chapel Hill, NC	Chapel Hill	2,600		9/1/2022	8/31/2023
Lease Out	Oliva Emery, Kelsey Rich, Skylar Widman, Colette Cambey	107 Chase Ave Chapel Hill, NC	Chapel Hill	2,700		8/8/2022	7/31/2023
Lease Out	Barnhill Construction	209 Branson Ave Chapel Hill, NC	Chapel Hill	1,517		9/1/2022	8/31/2025
Lease Out	Steve Dobbins	218 Wilson St Chapel Hill, NC	Chapel Hill	1,650		8/1/2022	7/31/2023
Lease Out	Denver Pierce	1309 Homestead Rd Chapel Hill, NC	Chapel Hill	1,700		4/1/2023	3/31/2023
Lease Out	Eric Williamson	1404 Mason Farm Rd Chapel Hill, NC	Chapel Hill	1,350		9/1/2022	8/31/2023
Lease Out	Breaking the Cycle	12276 US 15-501 N Chapel Hill, NC	Chapel Hill	1,333		12/7/2022	11/30/2023
Lease Out	Barnhill	207 Branson Street Chapel Hill, NC 27599	Chapel Hill	2,750		3/1/2023	2/28/2025
Lease Out	Barnhill-Holt Construction	Odum Village parking lot and laydown area	Chapel Hill		1.20	1/1/2023	5/31/2025
Lease Out	Breaking the Cycle	114-A Chase Ave Chapel Hill, NC	Chapel Hill	750		5/1/2023	4/30/2024
Lease Out	Erin Nurkin	6627 Maynard Farm Chapel Hill, NC	Chapel Hill	2,200		3/1/2023	2/29/2024
Lease Out	Lynise Williams	1303 Mason Farm Rd Chapel Hill, NC	Chapel Hill	2,100		5/1/2023	4/30/2024
Lease Out	Scott Nurkin	1450 Mason Farm Pl Chapel Hill, NC	Chapel Hill	3,000		5/1/2023	4/30/2024
Lease Out	Blaine Plugh	301 Chase Ave Chapel Hill, NC	Chapel Hill	2,000		7/15/2023	7/31/2024
Lease Out	Fred Kiger	620 Park Pl Chapel Hill, NC	Chapel Hill	2,200		6/1/2023	5/31/2024
Lease Out	Jack McCleary, John McDonnell, Thomas Harley, Rutledge Smith	307 W. Cameron Ave Chapel Hill, NC	Chapel Hill	3,000		6/1/2023	5/31/2024
Lease Out	Barbara Whitman	1500 Mason Farm Rd Chapel Hill, NC	Chapel Hill	2,450		6/1/2023	5/31/2024
Lease Out	Kyler Riker	1307 Mason Farm Rd Chapel Hill, NC	Chapel Hill	3,200		6/1/2023	5/31/2024
Lease Out	Cherise Glodowski	109 Chase Ave Chapel Hill, NC	Chapel Hill	2,325		7/1/2023	6/30/2024
Lease Out	Manganaro Southeast	1301 Mason Farm Rd Chapel Hill, NC	Chapel Hill	2,400		8/1/2023	5/31/2024
Lease Out	LL Vann Electric	207 Branson Street Chapel Hill, NC 27599	Chapel Hill	641		6/1/2023	5/31/2024
Lease Out	Oliva Emery, Kelsey Rich, Skylar Widman, Colette Cambey	107 Chase Ave Chapel Hill, NC	Chapel Hill	2,600		8/1/2023	7/31/2024
Lease Out	Steve Dobbins	218 Wilson St Chapel Hill, NC	Chapel Hill	1,517		8/1/2023	7/31/2024
Lease Out	Sherry Wang, Hyejin Yang, Linh Nguyen	1402 Mason Farm Rd Chapel Hill, NC	Chapel Hill	1,507		8/1/2023	7/31/2024
Lease Out	Breaking the Cycle	1506 Mason Farm Rd Chapel Hill, NC	Chapel Hill	2,275		8/15/2023	7/31/2024
UNIVERSITY OF NORTH CAROLINA CHARLOTTE							
Lease Out	Allstate Insurance Company	PORTAL (Partnership, Outreach, and Research to Accelerate Learning), 9319 Robert D. Synder Road	Charlotte	1,129.79	N/A	11/1/2022	11/1/2023
Lease Out	Amissa, Inc.	PORTAL, 9319 Robert D. Synder Road	Charlotte	557.87	N/A	5/2/2023	5/2/2024
Lease Out	Appzly, Inc.	PORTAL, 9319 Robert D. Synder Road	Charlotte	215.52	N/A	1/3/2023	1/3/2024
Lease Out	AstraMEP Corporation	PORTAL, 9319 Robert D. Synder Road	Charlotte	556.58	N/A	11/16/2022	11/16/2023
Lease Out	BatteryXchange, Inc.	PORTAL, 9319 Robert D. Synder Road	Charlotte	216.10	N/A	7/1/2022	7/1/2023
Lease Out	BioArmor, LLC	Grigg Hall, 9320 Robert D. Synder Road	Charlotte	120.28	N/A	6/9/2023	6/9/2024
Lease Out	BluEyeQ, LLC	PORTAL, 9319 Robert D. Synder Road	Charlotte	654.16	N/A	1/1/2023	1/1/2024
Lease Out	Carl Zeiss Industrial Quality Solutions, Inc.	PORTAL, 9319 Robert D. Synder Road	Charlotte	4,147.31	N/A	2/1/2023	2/1/2024
Lease Out	Cellular Farms	Grigg Hall, 9320 Robert D. Synder Road	Charlotte	595.70	N/A	5/5/2023	5/5/2024
Lease Out	City StartUp Labs Inc	PORTAL, 9319 Robert D. Synder Road	Charlotte	555.67	N/A	12/31/2022	12/31/2023
Lease Out	Connectivity Concepts, LLC	PORTAL, 9319 Robert D. Synder Road	Charlotte	204.62	N/A	1/1/2023	1/1/2024
Lease Out	Daily View Pools LLC	PORTAL, 9319 Robert D. Synder Road	Charlotte	784.42 ²	N/A	6/1/2023	6/1/2024
Lease Out	E4 Carolinas, Inc.	PORTAL, 9319 Robert D. Synder Road	Charlotte	576.04	N/A	1/1/2023	1/1/2024
Lease Out	Education Innovations and Solutions, Inc.	PORTAL, 9319 Robert D. Synder Road	Charlotte	204.99	N/A	6/1/2023	6/1/2024
Lease Out	FlameOff Coatings, Inc.	PORTAL, 9319 Robert D. Synder Road	Charlotte	784.42 ²	N/A	10/1/2022	10/1/2023
Lease Out	Hyperion Technology Group, Inc.	PORTAL, 9319 Robert D. Synder Road	Charlotte	430.42	N/A	3/1/2023	3/1/2024
Lease Out	Informative Technologies, Inc.	PORTAL, 9319 Robert D. Synder Road	Charlotte	867.53	N/A	7/1/2022	7/1/2023
Lease Out	Joyntly Human Capital Labs Inc	PORTAL, 9319 Robert D. Synder Road	Charlotte	784.42 ²	N/A	10/1/2022	10/1/2023
Lease Out	KlearOptix, Inc.	Grigg Hall, 9320 Robert D. Synder Road	Charlotte	1,164.24	N/A	6/10/2023	6/10/2024
Lease Out	Kodology, LLC	PORTAL, 9319 Robert D. Synder Road	Charlotte	429.35	N/A	9/1/2022	9/1/2023
Lease Out	Light and Charge Solutions LLC	Burson Hall, 9006 Craver Road	Charlotte	150.00	N/A	11/1/2022	11/1/2023
Lease Out	LPL Holdings, Inc.	PORTAL, 9319 Robert D. Synder Road	Charlotte	1,386.82	N/A	4/1/2023	4/1/2026
Lease Out	MD Collection LLC	Grigg Hall, 9320 Robert D. Synder Road	Charlotte	976.61	N/A	6/30/2023	6/30/2024
Lease Out	MMTech North America LLC	EPIC (Energy Production & Infrastructure), 8700 Phillips Road	Charlotte	534.40	N/A	5/1/2023	5/1/2024
Lease Out	National Institute of Minority Economic Development	PORTAL, 9319 Robert D. Synder Road	Charlotte	1,296.78	N/A	10/15/2022	10/15/2024
Lease Out	Next Charlotte (NXT CLT)	PORTAL, 9319 Robert D. Synder Road	Charlotte	556.25	N/A	7/16/2022	7/16/2023
Lease Out	North Carolina Biotechnology Center	PORTAL, 9319 Robert D. Synder Road	Charlotte	449.88	N/A	10/1/2022	10/1/2023
Lease Out	OncoTab, Inc.	PORTAL, 9319 Robert D. Synder Road	Charlotte	784.42 ²	N/A	1/1/2023	1/1/2024
Lease Out	Pollination Apothecary LLC	Grigg Hall, 9320 Robert D. Synder Road	Charlotte	460.02	N/A	11/1/2022	11/1/2023
Lease Out	Pureon, Inc.	Grigg Hall, 9320 Robert D. Synder Road	Charlotte	673.44	N/A	4/1/2023	4/1/2024
Lease Out	Qintess USA LLC	PORTAL, 9319 Robert D. Synder Road	Charlotte	575.76	N/A	10/12/2022	10/12/2023

Lease Type	Name of Lessor/Lessee	Property Street Address	City	Net Square Feet	Acres	Lease Start Date	Lease End Date
Lease Out	QM Power, Inc.	PORTAL, 9319 Robert D. Synder Road	Charlotte	879.24	N/A	10/1/2022	10/1/2023
Lease Out	Raven Technologies LLC	PORTAL, 9319 Robert D. Synder Road	Charlotte	429.35	N/A	1/1/2023	1/1/2024
Lease Out	Renegade Content Creation Inc.	PORTAL, 9319 Robert D. Synder Road	Charlotte	885.95	N/A	6/1/2023	6/1/2024
Lease Out	RHC Workforce Solutions, LLC	PORTAL, 9319 Robert D. Synder Road	Charlotte	148.57	N/A	6/1/2023	6/1/2024
Lease Out	R&S Chemicals Inc	Burson Hall, 9006 Craver Road	Charlotte	1,347.00	N/A	6/1/2023	6/1/2024
Lease Out	Smart Girls HQ LLC	PORTAL, 9319 Robert D. Synder Road	Charlotte	1,143.35	N/A	12/2/2021	12/2/2023
Lease Out	Soymeds, Inc.	Woodward Hall, 8812 Craver Road	Charlotte	522.00	N/A	4/15/2023	4/15/2024
Lease Out	SWCA, Inc. dba SWCA Environmental Consultants	PORTAL, 9319 Robert D. Synder Road	Charlotte	867.33	N/A	11/1/2022	11/1/2023
Lease Out	Terrestrial Energy, USA, Inc.	PORTAL, 9319 Robert D. Synder Road	Charlotte	866.99	N/A	6/2/2023	6/2/2024
Lease Out	Textile-Based Delivery, Inc.	Grigg Hall, 9320 Robert D. Synder Road	Charlotte	528.92	N/A	5/9/2023	11/9/2023
Lease Out	The Charlotte Mecklenburg Hospital Authority	PORTAL, 9319 Robert D. Synder Road	Charlotte	1,637.13	N/A	6/1/2022	6/1/2025
Lease Out	TNEI Inc	PORTAL, 9319 Robert D. Synder Road	Charlotte	431.30	N/A	6/1/2023	6/1/2024
Lease Out	United Protective Technologies LLC (UPT)	PORTAL, 9319 Robert D. Synder Road	Charlotte	3,128.37	N/A	7/1/2022	7/1/2023
Lease Out	United States Performance Center LLC (USPC)	PORTAL, 9319 Robert D. Synder Road	Charlotte	11,014.11	N/A	5/3/2023	5/3/2024
Lease Out	United States Performance Center LLC (USPC)	Belk Gym, 9201 University City Blvd	Charlotte	4,949.07	N/A	5/3/2023	5/3/2024
Lease Out	Vaidyut LLC	PORTAL, 9319 Robert D. Synder Road	Charlotte	429.26	N/A	8/5/2022	8/5/2023
Lease Out	Vitristor LLC	Woodward Hall, 8812 Craver Road	Charlotte	150.00	N/A	1/1/2023	1/1/2024
Ground Lease	UNC Charlotte-Foundation Inc.	9375 Robert D. Snyder Rd	Charlotte		5.11	3/1/2022	2/1/2024
Ground Lease	United States Performance Center	8730 Phillips Rd (Field 13)	Charlotte		3.00	5/1/2023	4/30/2024
Lease Out	NC Humanities Council	320 E. 9th St	Charlotte	1,130		1/1/2023	12/31/2023
Ground Lease	Charlotte-Mecklenburg Schools (Early College)	9050 N. Tryon; Charlotte, NC	Charlotte		1.08	7/1/2014	6/30/2024
Ground Lease	Verizon-Cellco Inc	8415 Phillips Rd	Charlotte	469.00		6/28/2019	6/27/2024
Ground Lease	American Towers Inc	Between Wesk Deck & Belk Gym	Charlotte	2,645.00		1/1/2016	12/31/2025
UNIVERSITY OF NORTH CAROLINA GREENSBORO							
Lease Out	Lessor: Dole Foods Company	600 Laureate Way	Kannapolis	7,504	N/A	2/1/2020	10/31/2028
Ground Lease	Lessee: Capital Facilities Foundation, Inc.	840 Neal St & 821 S. Josephine Boyd St	Greensboro	N/A	2.011	5/19/2017	5/18/2047
Lease Back	Lessor: Capital Facilities Foundation, Inc.	840 Neal St & 821 S. Josephine Boyd St	Greensboro	N/A	2.011	5/19/2017	5/18/2047
Lease Out	Lessor: Capital Facilities Foundation, Inc.	326 and 328 Tate Street; and 812 Lilly Ave	Greensboro	N/A	0.665	5/19/2017	5/18/2047
Lease Out	Lessee: Twisted Nailz, LLC	1201 W. Gate City Blvd., Suite 104	Greensboro	1,854	N/A	1/1/2023	12/31/2023
Lease Out	Lessee: The Godmother of Soul Food Restaurant and Catering Service, LLC	1101 W. Gate City Blvd., Suites 115 & 117	Greensboro	3,062	N/A	9/1/2023	8/31/2025
Lease Out	Lessee: Glomax Enterprise, LLC (d/b/a Don Gala Pizzeria)	1101 W. Gate City Blvd., Suite 201	Greensboro	2,056	N/A	8/1/2023	7/31/2028
UNIVERSITY OF NORTH CAROLINA WILMINGTON							
Lease Out	UNCW CREST Millennial Campus / A1 Biochem Labs, LLC	5598 Marvin K. Moss Lane	Wilmington	1,778	N/A	11/1/2022	10/31/2025
Lease Out	UNCW CREST Millennial Campus / A1 Biochem Labs, LLC	5598 Marvin K. Moss Lane	Wilmington	1,750	N/A	11/1/2022	10/31/2025
Lease Out	UNCW CREST Millennial Campus / A1 Biochem Labs, LLC	5598 Marvin K. Moss Lane	Wilmington	211	N/A	11/1/2022	10/31/2023
Lease Out	UNCW CREST Millennial Campus / SeaTox Research Inc.	5598 Marvin K. Moss Lane	Wilmington	870	N/A	10/1/2021	9/30/2022
Lease Out	UNCW CREST Millennial Campus / Portrett Pharmaceuticals LLC	5598 Marvin K. Moss Lane	Wilmington	882	N/A	7/1/2022	6/30/2023
Lease Out	UNCW CREST Millennial Campus / The Plastic Ocean Project, Inc.	5598 Marvin K. Moss Lane	Wilmington	869	N/A	1/1/2023	12/31/2025
Ground Lease	State of NC / UNCW Corporation	Seahawk Village Loop	Wilmington		12.80	4/3/2008	4/2/2040
WESTERN CAROLINA UNIVERSITY							
Ground Lease	Lessee: The Board of Trustees of the Endowment Fund of WCU	Little Savannah Rd/ Killian Road	Cullowhee, NC	N/A	335	9/1/2014	8/31/2113
	Sub-Ground Lessee- ZP No. 335, LLC-Lessee	Killian Road	Cullowhee, NC	N/A	15	7/1/2019	6/30/2059
Ground Lease	Lessee: The Board of Trustees of the Endowment Fund of WCU	Cullowhee Mountain Road	Cullowhee, NC	N/A	365	7/1/2020	8/31/2113
Ground Lease	Lessee: The Board of Trustees of the Endowment Fund of WCU	Access Road from WCU Parking Lot 73	Cullowhee, NC	N/A	1.43	7/1/2020	8/31/2113
	Sub-Ground Lessee- Tower North Development, LLC-Lessee	Access Road from WCU Parking Lot 73	Cullowhee, NC	N/A	0.20	7/1/2020	7/1/2025
Ground Lease	Lessor: The Board of Trustees of the Endowment Fund of WCU	Centennial Drive	Cullowhee, NC	N/A	3.89	6/10/2015	6/10/2055
	Lessee: Collegiate Housing Foundation						
UNIVERSITY OF NORTH CAROLINA SYSTEM							
Lease Out	UNC Real Estate LLC	910 Raleigh Road	Chapel Hill	35,262	7.58	3/9/2023	3/8/2122
Ground Lease	Gateway Research Park (Lessee)	2901-2911 E. Gate City Blvd (South Campus)	Greensboro	N/A	71.38	12/1/2006	12/1/2056
Ground Lease	Gateway Research Park (Lessee)			N/A	75.00	12/1/2006	12/1/2056
ACQUISITIONS AND DISPOSITIONS							
Transaction Type	Name of Grantor/Grantee	Property Street Address	City	Net Square Feet	Acres	Transaction Start Date	Transaction End Date
APPALACHIAN STATE UNIVERSITY							
	None						
EAST CAROLINA UNIVERSITY							
Easement	City of Greenville, NC	Reade and 5th Street parcel # 29291, and extending north including parcel #'s 29290, 29282.	Greenville	58,109	1.34	TBA	TBA
NORTH CAROLINA CENTRAL UNIVERSITY							
	None						

Lease Type	Name of Lessor/Lessee	Property Street Address	City	Net Square Feet	Acres	Lease Start Date	Lease End Date
NORTH CAROLINA STATE UNIVERSITY							
Easement	State of North Carolina / NC State Endowment Fund	Blanket-Covers all of Centennial Campus	Raleigh	N/A	N/A	8/2/2021	Perpetual
Easement	NC State Endowment Fund / Current & Future Ground Tenants	Blanket-Covers Roadways and other Common Area of Centennial Campus	Raleigh	N/A	N/A	3/1/2022	Perpetual
Easement	State of North Carolina / NC State Endowment Fund	Blanket-Covers Roadways of Centennial Campus	Raleigh	N/A	N/A	9/9/1997	Perpetual
Easement	NC State Endowment Fund / Centennial Campus Property LLC	2400 Research Dr	Raleigh	N/A	~2.287	1/1/1998	Perpetual
Easement	NC State Endowment Fund / Centennial Campus Property LLC	Venture Center Drive	Raleigh	N/A	N/A	1/1/1998	Perpetual
Easement	NC State Endowment Fund / Centennial Campus Property LLC	2400 Research Dr	Raleigh	N/A	~2.287	7/3/2008	Perpetual
Easement	State of North Carolina; The Board of Trustees of the Endowment Fund of North Carolina State University	Main Campus Drive	Raleigh	38,503	N/A	7/15/2002	Perpetual
Easement	State of North Carolina; The Board of Trustees of the Endowment Fund of North Carolina State University	Main Campus Drive	Raleigh	6,301	N/A	7/15/2002	Perpetual
Easement	State of North Carolina; The Board of Trustees of the Endowment Fund of North Carolina State University	Main Campus Drive	Raleigh	3,629	N/A	7/15/2002	Perpetual
Easement	State of North Carolina; The Board of Trustees of the Endowment Fund of North Carolina State University	Main Campus Drive	Raleigh	8,027	N/A	7/15/2002	Perpetual
Easement	State of North Carolina; The Board of Trustees of the Endowment Fund of North Carolina State University	Main Campus Drive	Raleigh	7,803	N/A	7/15/2002	Perpetual
Easement	State of North Carolina; The Board of Trustees of the Endowment Fund of North Carolina State University	Main Campus Drive	Raleigh	2,123	N/A	7/15/2002	Perpetual
Easement	State of North Carolina; The Board of Trustees of the Endowment Fund of North Carolina State University	Main Campus Drive	Raleigh	5,571	N/A	7/15/2002	Perpetual
Easement	State of North Carolina/Carolina Power & Light Company	Centennial Parkway	Raleigh	N/A	1.20	3/12/1974	Perpetual
Easement	State of North Carolina/Carolina Power & Light Company	Chappell Drive	Raleigh	N/A	0.71	12/9/1989	Perpetual
Easement	State of North Carolina/Carolina Power & Light Company	Centennial Parkway	Raleigh	N/A	1.36	10/8/1996	Perpetual
Easement	State of North Carolina/Carolina Power & Light Company	Centennial Parkway	Raleigh	N/A	0.10	11/19/1999	Perpetual
Easement	State of North Carolina/Carolina Power & Light Company	Main Campus Drive	Raleigh	N/A	0.98	11/1/2010	Perpetual
Easement	State of North Carolina/Carolina Power & Light Company	Main Campus Drive	Raleigh	N/A	0.18	12/14/2010	Perpetual
Easement	State of North Carolina/City of Raleigh	Lake Wheeler Road	Raleigh	N/A	8.85	7/2/1990	Perpetual
Easement	State of North Carolina/City of Raleigh	Trailwood Drive	Raleigh	N/A	0.03	7/5/2017	Perpetual
Easement	State of North Carolina/City of Raleigh	Lake Wheeler Road	Raleigh	N/A	0.67	2/27/2006	Perpetual
Easement	State of North Carolina/City of Raleigh	Bilyeu Street	Raleigh	N/A	3.17	4/3/2019	Perpetual
Easement	State of North Carolina/City of Raleigh	Lake Raleigh Rd	Raleigh	N/A	0.28	10/15/1986	Perpetual
Easement	State of North Carolina/City of Raleigh	Twin Branches Road	Raleigh	N/A	0.41	12/17/1990	Perpetual
Easement	State of North Carolina/Duke Energy Progress	Circuit Drive	Raleigh	N/A	0.26	7/5/2017	Perpetual
Easement	State of North Carolina/Duke Energy Progress	Centennial Parkway	Raleigh	N/A	0.63	6/5/2017	Perpetual
Easement	The Board of Trustees of the Endowment Fund of North Carolina State University/Keystone-Centennial	Centennial Parkway	Raleigh	N/A	0.36	11/23/2009	Perpetual
Easement	State of North Carolina; The Board of Trustees of the Endowment Fund of North Carolina State University	Research Drive	Raleigh	N/A	0.69	8/1/2004	Perpetual
Easement	State of North Carolina/Public Service Company of North Carolina	Main Campus Drive	Raleigh	N/A	0.18	7/10/2016	Perpetual
Easement	State of North Carolina/Public Service Company of North Carolina	Main Campus Drive	Raleigh	N/A	1.26	4/14/2009	Perpetual
Easement	State of North Carolina/Public Service Company of North Carolina	Varsity Drive	Raleigh	N/A	0.33	2/26/2006	Perpetual
Easement	State of North Carolina/Public Service Company of North Carolina	Barbour Drive	Raleigh	N/A	0.16	10/16/2013	Perpetual
Easement	State of North Carolina/Public Service Company of North Carolina	Research Drive	Raleigh	N/A	0.36	11/5/1989	Perpetual
Easement	State of North Carolina/Public Service Company of North Carolina	Campus Shore Drive	Raleigh	N/A	0.01	9/24/2019	Perpetual
Easement	State of North Carolina/Public Service Company of North Carolina	Research Drive	Raleigh	N/A	0.13	9/17/2020	Perpetual
Easement	State of North Carolina/Public Service Company of North Carolina	Centennial Parkway	Raleigh	N/A	0.10	5/19/2004	Perpetual
Easement	State of North Carolina/Public Service Company of North Carolina	Capability Drive	Raleigh	N/A	0.37	8/29/1988	Perpetual
Easement	State of North Carolina/The Board of Trustees of the Endowment Fund of North Carolina State University	Research Drive	Raleigh	N/A	0.21	12/7/2015	Perpetual
Easement	State of North Carolina/The Board of Trustees of the Endowment Fund of North Carolina State University	Research Drive	Raleigh	N/A	0.02	7/27/2016	Perpetual
Easement	State of North Carolina/Time Warner Entertainment-Advance/Newhouse Partnership	The Greens Circle	Raleigh	N/A	0.30	2/4/2016	Perpetual
Easement	The Board of Trustees of the Endowment Fund of North Carolina State University	Varsity Drive	Raleigh	N/A	0.62	5/12/2011	Perpetual
Easement	State of North Carolina/City of Raleigh	Main Campus Drive	Raleigh	N/A	0.32		Perpetual
Easement	State of North Carolina/Carolina Power & Light Company	Blue Ridge Road	Raleigh	N/A	2.40	10/9/2007	Perpetual
Easement	State of North Carolina/Carolina Power & Light Company	Linda Murphy Drive	Raleigh	N/A	0.44	4/1/1978	Perpetual
Easement	State of North Carolina/Carolina Power & Light Company	Linda Murphy Drive	Raleigh	N/A	0.51	5/7/1986	Perpetual
Easement	State of North Carolina/Carolina Power & Light Company	Blue Ridge Road	Raleigh	N/A	1.25	6/21/1967	Perpetual
Easement	State of North Carolina/City of Raleigh	Blue Ridge Road	Raleigh	N/A	0.12	6/5/1960	Perpetual
Easement	State of North Carolina/City of Raleigh	Westchase Blvd	Raleigh	N/A	0.40	6/22/1993	Perpetual
Easement	State of North Carolina/PMC, Inc.	Varsity Drive	Raleigh	N/A	0.06	10/29/1991	Perpetual
Easement	State of North Carolina/Progress Energy Carolinas, Inc.	Linda Murphy Drive	Raleigh	N/A	0.17	10/13/2009	Perpetual
Easement	State of North Carolina/Southern Bell Telephone and Telegraph Company	Blue Ridge Road	Raleigh	N/A	0.02	7/7/1985	Perpetual
Easement	State of North Carolina/The Board of Trustees of the Endowment Fund of North Carolina State University	William Moore Drive	Raleigh	N/A	2.77	10/9/2016	Perpetual
Easement	State of North Carolina	Centennial Biomedical Campus	Raleigh	N/A	8.78	10/14/2010	n/a
Easement	State of North Carolina; The Board of Trustees of the Endowment Fund of North Carolina State University	Centennial Campus	Raleigh	N/A	95.89	12/19/2013	n/a
Easement	NC State Endowment Fund / Centennial Development Rightsholder, LLC	691 Initiative Way	Raleigh	N/A	26.60	8/30/2021	4/1/2037
Easement	NC State Endowment Fund / Centennial Infrastructure, LLC	691 Initiative Way	Raleigh	N/A	26.60	8/30/2021	4/1/2037
UNIVERSITY OF NORTH CAROLINA ASHEVILLE							
	None						
UNIVERSITY OF NORTH CAROLINA - CHAPEL HILL							
	None						

Lease Type	Name of Lessor/Lessee	Property Street Address	City	Net Square Feet	Acres	Lease Start Date	Lease End Date
UNIVERSITY OF NORTH CAROLINA CHARLOTTE							
Use Agreement	Southwest Education Alliance, Inc	CATO College of Education, Room 215, 8838 Craver Road	Charlotte	132.65	N/A	7/1/2023	7/1/2026
Use Agreement	World Affairs Council of Charlotte	CHHS (College of Health and Human Services), 8844 Craver Road	Charlotte	1,074.59	N/A	8/1/2022	8/1/2025
Use Agreement	United States Performance Center LLC (USPC)	1001 John Kirk Dr (Archery Storage)	Charlotte	200.00	N/A	6/13/2023	7/30/2023
Use Agreement	United States Performance Center LLC (USPC)	8725 Cameron Blvd (build Sand Pit)	Charlotte	3,920	N/A	6/16/2023	5/16/2023
Use Agreement	United States Performance Center LLC (USPC)	911 John Kirk Rd (Field #16)	Charlotte	70,000	N/A	3/16/2023	5/16/2023
UNIVERSITY OF NORTH CAROLINA WILMINGTON							
Use Agreement	UNCW Corporation / University of North Carolina Wilmington	Seahawk Village Loop	Wilmington	257,872	N/A	4/1/2008	6/1/2038
WESTERN CAROLINA UNIVERSITY							
	None						
UNIVERSITY OF NORTH CAROLINA SYSTEM							
Easement		10 T.W. Alexander Road	Durham	N/A	1.27	8/16/1973	None
Easement		10 T.W. Alexander Road	Durham	N/A	0.80	8/16/1973	None

¹The ground lease terms do not include a lease payment back to the University. It is expected at Year 3 of full occupancy (started in Spring 22), through the waterfall (flow of funds), the University will begin to see proceeds from the P3.

APPENDIX C
MILLENNIAL CAMPUS BUILDINGS

APPENDIX C- BUILDINGS*

Building Name	Street Address	City	Building GSF	Year Constructed	Primary Building Use	Secondary Building Use	Building Owner	Will leased building revert?	Reversion date
APPALACHIAN STATE UNIVERSITY									
Estes House/Storage	356 Howard St	Boone	7,172	1962	Other		University Owned		
App State Child Development Center Expansion	540 Poplar Grove Rd	Boone	5,324	2022	Other		University Endowment Fund		
App State Field Hockey Locker Rooms	361 Dale St	Boone	2,411	2018	Recreation/Athletics		University Owned		
App State Substation	Stanberry Cir.	Boone			Other		University Owned		
Appalachian Hall	214 Locust St	Boone	21,060	2012	Academic Instruction		University Owned		
Appalachian Heights Residence Hall	536 Bodenheimer Dr	Boone	11,761	2002	Housing		University Owned		
Appalachian House and Chancellor's Residence	551 Bodenheimer Dr	Boone	11,761	2002	Private		University Owned		
Appal Air	Broyhill Inn Ln	Boone	316	2010	Research		University Owned		
Baseball Offices & Locker Room	225 Broyhill Inn Ln	Boone	2,357	2008	Recreation/Athletics		University Owned		
Beaver Field at Jim and Bettie Smith Press box	233 Broyhill Inn Ln	Boone	3,098	2009	Recreation/Athletics		University Owned		
Belk Library and Information Commons	218 College St	Boone	200,270	2005	Academic Instruction		University Owned		
Belk Residence Hall	207 Stadium Heights Dr	Boone	35,766	1980	Housing		University Owned		
Biology Greenhouse	211 Intramural Field Rd	Boone	3,391	1996	Academic Instruction		University Owned		
Cannon Residence Hall	286 Hardin St	Boone	59,297	1968	Housing		University Owned		
Chapell Wilson Hall/Valborg Theatre	480 Howard St	Boone	53,343	1938	Academic Instruction		University Owned		
Child Development Center	538 Poplar Grove Rd	Boone	7,668	1928	Other		University Endowment Fund		
College Street Parking Deck	162 College St	Boone	102,916	2006	Parking		University Owned		
Compost Facility, Bulk Storage	197 Intramural Field Rd	Boone	553	2012	Other		University Owned		
Cone Residence Hall	135 Brown St	Boone	58,589	1968	Housing		University Owned		
Dogwood Hall	230 Hardin St	Boone	56,804	1966	Housing		University Owned		
Doughton Residence Hall	222 Hardin St	Boone	59,768	1963	Housing		University Owned		
East Hall	175 Locust St	Boone	81,936	1952	Academic Instruction		University Owned		
Edwin Duncan Hall	730 Rivers St	Boone	97,997	1965	Academic Instruction		University Owned		
Elkstone Hall	170 Locust St	Boone	45,617	1966	Housing		University Owned		
Facilities Administration and Trade Shops	265 Dale St	Boone	37,048	1975	Administration		University Owned		
Facilities Chemical Storage	163 Ayers Ln	Boone	1,560	1977	Other		University Owned		
Facilities Gas Station	205 Dale St	Boone	1,555	2002	Other		University Owned		
Facilities Operations Security House	361 Dale St	Boone	2,329	1935	Other		University Owned		
Facilities Warehouse	185 Ayers Ln	Boone	4,991	1972	Other		University Owned		
Frank Residence Hall	199 Stadium Heights Dr	Boone	36,100	1980	Housing		University Owned		
Holmes Convocation Center	111 Rivers St	Boone	180,647	2001	Academic Instruction		University Owned		
Softball Home Dugout/ Mechanical Room/ Restrooms	300 Jack Branch Drive	Boone	3,465	1997 + 2011	Recreation/Athletics		University Owned		
Human Resources	330 University Hall Dr	Boone	8,528	2001	Administration		University Endowment Fund		
Kidd Brewer Stadium Restrooms: A	270 Stadium Drive	Boone	1,980	2009	Recreation/Athletics		University Owned		
Kidd Brewer Stadium Restrooms:B	270 Stadium Drive	Boone	1,980	2009	Recreation/Athletics		University Owned		
Landscaping & Grounds Shop	130 Intramural Field Rd	Boone	1,402	1996	Other		University Owned		
Laurel Creek Hall	212 Stadium Heights Drive	Boone	151,861	2021	Housing		Private Non-profit	Yes	1/31/2069
Legends	190 Hardin St	Boone	15,921	1965	Other		University Owned		
Leon Levine Hall of Health Sciences	1179 State Farm Road	Boone	203,000	2018	Academic Instruction		University Owned		
Mark E. Ricks Athletics Complex	425 Jack Branch Dr	Boone	149,456	2009	Recreation/Athletics		University Owned		
Masonry Shop	364 Dale St	Boone	1,553	1970	Other		University Owned		
McKinney Alumni Center	553 Blowing Rock Rd	Boone	7,745	1996	Administration		University Owned		
MCNC Fiber Optic Utility Shed	155 Ayers Lane	Boone	200		Other		University Owned		
Motor Pool and Other Trades	317 Dale St	Boone	19,691	1975	Other		University Owned		
Mountain Laurel Hall	949 Blowing Rock Rd	Boone	104,951	1986	Housing		University Owned		
Mountaineer Residence Hall	711 Poplar Grove Rd	Boone	118,985	2011	Housing		University Owned		
New River Hall	161 Stadium Dr	Boone	240,415	2020	Housing		University Associated Entity	Yes	11/30/2055
Newland Residence Hall	243 Stadium Heights Dr	Boone	75,472	1935	Housing		University Owned		
North Endzone	135 Jack Branch Drive	Boone	88,233	2020	Recreation/Athletics		University Owned		
NRLP Truck Barn A	146 Faculty Street Extension	Boone	4,542	2014	Other		University Owned		
NRLP Truck Barn B	146 Faculty Street Extension	Boone	2,212	2014	Other		University Owned		
NRLP Longvue Drive Storage	191 Longvue Dr	Boone	4,992	1968	Other		University Owned		
NRLP Offices	146 Faculty Street Extension	Boone	6,067	1983	Administration		University Owned		
NRLP Substation State Farm	361 Dale St	Boone			Other		University Owned		
NRLP Substation Winklers Creek	232 Winklers Creek Rd	Boone			Other		University Owned		
NRLP Warehouse	220 Winklers Creek Rd	Boone	5,832	1955	Other		University Owned		
Peacock Hall	416 Howard St	Boone	133,851	1990	Academic Instruction		University Owned		
Phillips Indoor Practice Facility	227 Broyhill Inn Ln	Boone	4,000	2008	Recreation/Athletics		University Owned		
Poplar Grove House	536 Poplar Grove Rd	Boone	3,154	1967	Other		University Endowment Fund		
Pump Station along Bodenheimer Dr.	473 Bodenheimer Dr	Boone	799	1970	Other		University Owned		

Building Name	Street Address	City	Building GSF	Year Constructed	Primary Building Use	Secondary Building Use	Building Owner	Will leased building revert?	Reversion date
Quinn Recreation Center	303 Stadium Dr	Boone	52,873	1987	Recreation/Athletics		University Owned		
Raven Rocks Hall	176 Jack Branch Dr	Boone	84,362	2020	Housing		University Owned		
Rivers Street Parking Deck & Police	461 Rivers St	Boone	281,354	2002	Parking		University Owned		
Roess Dining Hall	480 Rivers St	Boone	92,608	2009	Other		University Owned		
Schaefer Center for the Performing Arts	733 Rivers St	Boone	52,899	1974	Other		University Owned		
Sofield Family Indoor Practice Facility	400 Jack Branch Dr	Boone	47,418	2007	Recreation/Athletics		University Owned		
Softball Press box, Office & Concession	300 Jack Branch Drive	Boone	1,962	1997	Recreation/Athletics		University Owned		
Stadium Parking Deck "Blue Ridge Deck"	185 Stadium Heights Drive	Boone	84,362	2019	Parking		Private Non-profit	Yes	1/31/2029
Steam Plant	295 University Dr	Boone	22,194	1997	Other		University Owned		
Summit Residence Hall	240 Locust St	Boone	107,518	2012	Housing		University Owned		
Telecom Building	175 Broyhill Inn Ln	Boone	403	1995	Other		University Owned		
Thunder Hill Hall	228 Stadium Dr	Boone	156,288	2020	Housing		Private Non-profit	Yes	1/31/2069
Trivette Hall	170 Stadium Dr	Boone	25,204	1991	Other		University Owned		
Turchin Center for the Visual Arts	423 W King St	Boone	43,572	1985	Other		University Owned		
University Data Center	163 Ayers Ln	Boone	7,808	1969	Other		University Owned		
University Hall	400 University Hall Dr	Boone	35,353	1983	Academic Instruction		University Owned		
University Housing/Food Services Warehouse	178 Ayers Ln	Boone	12,031	1987	Other		University Owned		
State Farm Recreation Storage & Restrooms	289 Intramural Field Rd	Boone	1,140	2000	Recreation/Athletics		University Owned		
Wells Fargo ATM	402 Rivers Street	Boone	54		Other		University Owned		
White Residence Hall	140 Brown St	Boone	55,101	1966	Housing		University Owned		
EAST CAROLINA UNIVERSITY									
Historic Tobacco Warehouse District Area									
Mobile Phone Utility Buildings (Parcel# 87275)	0 Clark Street (.29 acres)	Greenville	1,000	2018	Other	Other	University		4/1/2048
American Tobacco Historic Warehouse II(Parcel #87272)	1020 Clark Street (.5 acres)	Greenville	13,566	1905	Other	Other	Private For-profit		7/22/2101
Building 214 D Surplus Warehouse Facility (parcel #87274)	1104 Clark Street (5 acres)	Greenville	63,760	1980	Other	Other	University		
Surplus Warehouse Facility II Building 214 (parcel # 87273)	1110 Clark Street (1.15 acres)	Greenville	19,000	2012	Other	Other	University	Yes	4/1/2048
Warehouse Building # 206 (parcel #3737)	223 W. Tenth Street (1.91 acres)	Greenville	10,385	1925	Other	Other	University	Yes	4/1/2048
Export Leaf Historic Warehouse (Parcel #7373)	1000 S. Greene Street (2.01 acres)	Greenville	70,100	1914	Other	Other	Private For-profit		7/22/2101
Building 214 F Pitt and Eleventh Warehouse (Parcel #18883)	375 W. Eleventh Street (.61 acres)	Greenville	12,825	1997	Other	Other	University		
Building 214 C Central Storage (Parcel # 82508)	1150 Greene Street (.7 acres)	Greenville	13,160	1999	Other	Other	University	Yes	8/1/2024
Building 214 B (Parcel # 23713)	1101 Clark Street (2.31 acres)	Greenville	6,800	1993	Other	Other	University		
Building 215 B (Parcel # 87271)	0 Clark Street (.64 acres)	Greenville	10,175	1947	Other	Other	University		
Pritchard Hughes Building (Parcel #87269)	400 E. Eleventh Street (.5 acres)	Greenville	30,950	1914	Other	Other	Private For-profit		7/22/2101
Vacant Lot at 10th and Clark Streets (Parcel # 87268)	401 Clark Street (.96 acres)	Greenville			Other	Other	University	Yes	8/1/2045
Vacant Lot (Parcel #6869)	1100 S. Washington Street (1.39 acres)	Greenville			Other	Other	University		
Vacant Lot (Parcel #7809)	0 West Eleventh Street (.98 acres)	Greenville			Other	Other	University		
Greene and Eleventh Vacant lot (Parcel #82507)	1100 S. Greene Street (.33 acres)	Greenville					University		
*Life Sciences Bio-Technology Building	101 East Tenth Street	Greenville	141,000	2022	Research	Research	University		
<i>*Includes Parcel #'s 276, 1484, 3462,3464, 4546, 9312, 7715, 7832, 14587,16152, 19615, 20361, 23858, 24317, 26933, 82C</i>									
Stratford Arms Area									
Irons Building Parcel # 28886)	9999 Oglesby Drive (24.76 acres)	Greenville	8,806	1970	Academic Instruction	Academic Instruction	University		
Irons Annex (Parcel # 28886)	9999 Oglesby Drive	Greenville	2,384	2014	Academic Instruction	Other	University		
Belk Building and Belk Annex (Parcel# 28886)	9999 Oglesby Drive	Greenville	49,567	1972	Academic Instruction	Academic Instruction	University		
Grounds Office (Parcel# 28886)	Curry Ct	Greenville	2,430	1989	Other	Other	University		
Grounds Annex (Parcel #28886)	Curry Ct	Greenville	3,580	2019	Other	Other	University		
Grounds Storage 1 (Parcel #28886)	Curry Ct	Greenville	4,368	1999	Other	Other	University		
Grounds Storage 2 (Parcel # 28886)	Curry Ct	Greenville	4,368	2000	Other	Other	University		
Grounds Storage 3 (Parcel #28886)	Curry Ct	Greenville	1,250	2002	Other	Other	University		
Grounds Storage 4 (Parcel # 37969)	Curr Ct	Greenville	576	2019	Other	Other	University		
Blounts Recreational Restrooms (Parcel # 28886)	Curry Ct	Greenville	1,720	1997	Other	Other	University		
Blount Fields Lots (Parcel #'s 54499, 37969, 54276, 54277)	0 Cypress Creek Lan (36.09 acres)	Greenville			Recreation/Athletics	Recreation/Athletics	University		
Former Stratford Site (Parcel #1448)	1900 Charles Boulevard (12 acres)	Greenville			Parking	Other	University		
Research Greenhouse Site									
Greenhouse Site (Parcel# 23568)	0 East Belvoir Road (6.71 acres)	Greenville			Other	Other	University		
Uptown Area									
Willis Building and Parking Lot Area (Parcel # 29282)	300 East First Street (8.13 Acres)	Greenville	15,473	1974	Administration	Administration	University		
Financial Services Building #133 (Parcel #25519)	120 Reade Street (.48 acres)	Greenville	5,568	1982	Administration	Administration	University		
ITCS Cotanche Building (Parcel # 5420)	209 Cotanche (.63 acres)	Greenville	29,137	1955	Administration	Administration	University		
Building #165 Financial Services (Parcel # 14375)	209 East Third (.08 acres)	Greenville	3,800	1954	Administration	Administration	University		
Human Resource Building # 127 (Parcel # 25518)	210 East First Street (.55 acres)	Greenville	13,248	1970	Administration	Administration	University		
Materials Management Building #141 Parcel # 6289	200 East First Street (.47 acres)	Greenville	7,093	1976	Administration	Administration	University		
Building #167 (parcel # 24889)	210 East Fourth Street (.17acres)	Greenville	3,096	1985	Administration	Administration	University		
Cotanche Parking Lot 1 (Parcel # 25254)	0 Cotanche Street (.1 acres)	Greenville			Parking	Parking	University		

Building Name	Street Address	City	Building GSF	Year Constructed	Primary Building Use	Secondary Building Use	Building Owner	Will leased building revert?	Reversion date
Cotanche Parking Lot 2 (Parcel # 13379)	0 Cotanche Street (.15 acres)	Greenville			Parking	Parking	University		
Third and Reade street Parking NW (parcel # 4826)	0 East Third Street (.5 acres)	Greenville			Parking	Parking	University		
Reade Street W. Mid Block (Parcel #4827)	0 Reade Street (.08 acres)	Greenville			Parking	Parking	University		
Reade and Second LoadingArea (Parcel# 4825)	0 East Second Street (.25 acres)	Greenville			Parking	Parking	University		
Cotanche Vacant Lot 3 (Parcel # 25720)	0 Cotanche Street (.18 acres)	Greenville			Parking	Parking	University		
Reade and Fifth Street NE Parking Lot (Parcel # 29291)	0 East Fifth Street (2.31 acres)	Greenville			Parking	Parking	University		
Former Quoxite Building site parking lot (parcel # 25725)	208 East Third Street (.08 acres)	Greenville			Parking	Parking	University		
ITCS Parking Lot Cotanche (Parcel # 19984)	219 Cotanche Street (.2 acres)	Greenville			Parking	Parking	University		
Cotanche and Third Parking Lot NE (Parcel # 23014)	221 Cotanche Street (.08 acres)	Greenville			Parking	Parking	University		
Mid Block Cotanche Lot (Parcel 6559)	311 Cotanche Street (.23 acres)	Greenville			Parking	Parking	University		
Cotanche and Fourth Lot (Parcel # 7630)	319 Cotanche Street (.38 acres)	Greenville			Parking	Parking	University		
Third and Reade Street Parking SW (Parcel #18751)	0 East Third Street (.51 acres)	Greenville			Parking	Parking	University		
Fourth and Reade Street Parking Lot (Parcel # 18752)	0 East Fourth Street (.53 acres)	Greenville			Parking	Parking	University		
Reade, Fourth, and 3rd Street Lot (Parcel # 29290)	0 East Fourth Street (2.95 acres)	Greenville			Parking	Parking	University		
Health Sciences Campus Area									
Cardiovascular Building (parcel #15814)	115 Heart Drive (14.4 Acres)	Greenville	202,162	2008	Other	Academic Instruction	University		
Boman Gray MRI Center (Parcel #81785)	402 Bowman Gray Drive (.86 acres)	Greenville	3,486	1989	Other	Academic Instruction	University Associated Entity		
Neurosurgical Building (Parcel # 24498)	525 Moye Drive (.94 acres)	Greenville	4,775	1975	Other	Academic Instruction	University Associated Entity		
Physicians Quadrangle Unit M (Parcel # 38751)	600 M.S. Memorial Drive (.08 acres)	Greenville	3,472	1978	Other	Other	University		
Physicians Quadrangle Unit N (Parcel 38752)	620 N.S.Memorial Drive (.08 acres)	Greenville	3,636	1973	Administration	Administration	University		
Physicians Quadrangle Unit C (Parcel # 38742)	1705 C West Sixth Street (.06 acres)	Greenville	2,484	1966	Other	Other	University		
Brody Medical Science Building (Parcel 31735)	999 Moye Boulevard (41.95 acres)	Greenville	480,279	1982	Academic Instruction	Academic Instruction	University		
Warren Life Sciences Building (Parcel # 31735)	999 Moye Boulevard	Greenville	86,859	1980	Academic Instruction	Academic Instruction	University		
Central Utility Plant (Parcel 3 31735)	999 Moye Boulevard	Greenville	28,535	1980	Other	Other	University		
Leo Jenkins Cancer Center (Parcel # 31735)	999 Moye Boulevard	Greenville	39,155	1980	Academic Instruction	Academic Instruction	University		
MRI Gamma Knife (Parcel #31735)	999 Moye Boulevard	Greenville	8,170	1988	Other	Other	University		
BioTechnology Building (Parcel# 31735)	999 Moye Boulevard	Greenville	28,152	1991	Academic Instruction	Academic Instruction	University		
Brody Generator Building (Parcel # 31735)	999 Moye Boulevard	Greenville	2,244	1982	Other	Other	University		
Grounds Office Health Sciences Campus (Parcel #31735)	999 Moye Boulevard	Greenville	2,090	1999	Other	Other	University		
Ross Hall (Parcel # 47147)	2205 West Fifth Street (29.53 acres)	Greenville	188,377	2012	Academic Instruction	Academic Instruction	University		
Ground Storage Health Campus 1 (Parcel # 50286)	2555 West Arlington Blvd. (7 acres)	Greenville	4,200	2014	Other	Other	University		
Building #98 Pharmacy (Parcel # 9885)	1709 West Sixth Street (.37 acres)	Greenville	4,220	1967	Other	Academic Instruction	University		
Medical Pavilion Building (Parcel # 81588)	1800 West Fifth Street (1.79 acres)	Greenville	18,277	1966	Clinical	Clinical	University		
Health Sciences Campus Facility Parcel # 47147)	2205 West Fifth Street	Greenville	303,406	2005	Academic Instruction	Academic Instruction	University		
ECU Neurology Building (Parcel # 60401)	2280 Hemby Lane (3.25 acres)	Greenville	23,368	1999	Other	Academic Instruction	University Associated Entity		
Neurosurgery Facility (Parcel 3 46996)	2325 Statonsburg Road (3.38 acres)	Greenville	12,549	1990	Other	Academic Instruction	University Associated Entity		
Student Center /Health Sciences Campus (Parcel # 31735)	999 Moye Boulevard (41.95 acres)	Greenville	76,528	1997	Recreation/Athletics	Recreation/Athletics	University		
Family Medicine Building (Parcel # 42632)	2400 West Arlington Boulevard (5.06 acres)	Greenville	112,383	2010	Other	Academic Instruction	University		
West Fifth Street parking lot at Health Sciences Drive Parcel # 19351)	0 (a) West Fifth Street (.22 acres)	Greenville			Parking	Parking	University		
West Fifth Street Lot #1 across from Palidin Drive (Parcel # 19941)	0 (b) West Fifth Street (28.05 acres)	Greenville			Other	Other	University		
West Fifth Street Lot #2 adjacent to Treybrook (Parcel # 42879)	0 (c) West Fifth Street (.547 acres)	Greenville			Other	Other	University Associated Entity		
Vacant Property Macgregor Downs (Parcel # 50468)	2030 Macgregor Downs Rd (71.4 acres)	Greenville			Other	Other	University		
MacGregor Downs Rd Portion of Dental Parking Lot (Parcel # 39306)	1811 Macgregor Downs Rd (.27 acres)	Greenville			Parking	Parking	University		
Coastal Studies Campus Area									
Coastal Studies Research and Education Building (Parcel # 02588100)	124 Coastal Campus Way (170.61 acres)	Wanhese	81,101	2013	Research	Research	University		
Coastal Marine Services (Parcel # 025881000)	124 Coastal Campus Way	Wanhese	14,359	2013	Research	Research	University		
CSI Housing Manteo Location (Parcel # 025868003)	0 Skyco Road (29.30 acres)	Manteo	3,287	2021	Research	Research	University		
NORTH CAROLINA CENTRAL UNIVERSITY									
George Street Residence Hall	619 George Street	Durham	59,294	2022	Housing		University Associated Entity	Yes	6/1/2069
Alston Avenue Apartments	1390 S. Alston Avenue	Durham	90,537	2021	Housing		University Associated Entity	Yes	6/1/2069
Lawson Street Residences	615 E. Lawson Street	Durham	69,853	2021	Housing		University Associated Entity	Yes	6/1/2069
Latham Parking Deck & Surface parking	705 E. Lawson Street	Durham	25,080	2014	Parking	Other	University		
NewResidence Hall II	822 E. Lawson Street	Durham	67,146	1999	Housing		University		
Richmond Residence Hall	820 E. Lawson Street	Durham	67,146	1999	Housing		University		
Chidley North Residence Hall	1310 S. Alston Avenue	Durham	133,570	2011	Housing		University		
Leroy T. Walker Recreation Complex	617 Nelson Street	Durham	144,386	1983	Recreation/Athletics		University		
McLean Residence Hall (name to change)	2103 Fayetteville Street	Durham	26,640	1937	Housing		University		
Cottage One Building	507 George Street	Durham	2,612	1968	Administration		University		
Baynes Residence Hall (to be demolished)	116 Eagle Campus Drive	Durham	8,520	1966	N/A		University		
New School of Business	1801 Fayetteville St.	Durham	76,608	2023	Academic Instruction	N/A	University		
NORTH CAROLINA STATE UNIVERSITY									
250A-Varsity Research Building	1575 Varsity Drive	Raleigh	54,685	2003	Research		University		
700-Textiles Complex	1020 Main Campus Dr.	Raleigh	304,230	1990	Research	Academic Instruction	University		

Building Name	Street Address	City	Building GSF	Year Constructed	Primary Building Use	Secondary Building Use	Building Owner	Will leased building revert?	Reversion date
702-Center for Technology and Innovation	1010 Main Campus Dr.	Raleigh	105,961	2016	Private		Private For-profit	Yes	6/30/2082
702A-Center for Technology and Innovation Parking Deck	2411 Research Dr.	Raleigh	87,798	2017	Private		Private For-profit	Yes	6/30/2082
705A-Centennial Campus Central Utility Plant (CCUP)	830 Main Campus Dr.	Raleigh	51,418	2004	Other		University		
710-Partners Building II	840 Main Campus Dr.	Raleigh	65,020	1999	Research	Administration	University		
710A-Research Greenhouse At Partners II	840 Main Campus Dr.	Raleigh	2,901	2004	Research		University		
710B-Research Greenhouse 3 At Partners Building II	840 Main Campus Dr.	Raleigh	1,323	2011	Research		University		
712-Toxicology Building	850 Main Campus Dr.	Raleigh	60,213	2001	Research	Administration	University		
712A-Toxicology Parking Deck	850 Main Campus Dr.	Raleigh	38,742	2001	Parking		University		
713-Partners Building III	851 Main Campus Dr.	Raleigh	82,987	2004	Research	Administration	University		
713A-Partners Way Parking Deck	851 Partners Way	Raleigh	364,275	2004	Parking		University		
720A-Monteith Engineering Research Center (MRC)	2410 Campus Shore Dr.	Raleigh	121,623	1997	Research	Administration	University		
720B-Parking Deck-Monteith Eng.Res.Ctr.	2410 Campus Shore Dr.	Raleigh	129,327	1997	Parking		University		
720C-Constructed Facilities Lab	2414 Campus Shore Dr.	Raleigh	25,357	1997	Research	Administration	University		
720D-Structures Storage Bldg	2410 Campus Shore Dr.	Raleigh	186	2002	Other		University		
720E-Waste Treatment Bldg at MRC	2410 Campus Shore Dr.	Raleigh	1,221	1997	Other		University		
730-Research Building I	1001 Capability Dr.	Raleigh	41,226	1988	Research	Administration	University		
731-Research Building II	1009 Capability Dr.	Raleigh	46,072	1991	Research	Administration	University		
733-Research Building III	1005 Capability Dr.	Raleigh	25,601	1994	Administration		University		
734-Research Building IV	909 Capability Dr.	Raleigh	81,359	1996	Administration		University		
750-Venture I	940 Main Campus Dr.	Raleigh	110,000	1998	Private		Private For-profit	Yes	12/31/2062
750A-Parking Deck - Venture Buildings	2400 Research Dr	Raleigh	443,467	2004	Private		Private For-profit	Yes	12/31/2062
751-Venture Place	930 Main Campus Dr.	Raleigh	30,599	2001	Private		Private For-profit	Yes	10/31/2063
752-Venture II	920 Main Campus Dr.	Raleigh	110,000	1999	Private		Private For-profit	Yes	9/30/2063
753-Venture III	900 Main Campus Dr.	Raleigh	121,098	2002	Private		Private For-profit	Yes	2/28/2065
754-Venture IV	1730 Varsity Dr.	Raleigh	116,720	2004	Private		Private For-profit	Yes	12/31/2067
755A-Spring Hill House	705 Barbour Dr.	Raleigh	3,351	1820	Administration		University		
755B-Spring Hill Storage	705 Barbour Dr.	Raleigh	126	1850	Other		University		
755C-Council Building	701 Barbour Dr.	Raleigh	57,787	1939	N/A		University		
755D-Cherry Building	715 Barbour Dr.	Raleigh	29,332	1949	Other		University		
756A-1801 Varsity	1801 Varsity Dr.	Raleigh	123,594	2000	Private		Private For-profit	Yes	7/31/2059
756B-Parking Deck - 1801 Varsity	1811 Varsity Dr.	Raleigh	106,874	2000	Private		Private For-profit	Yes	7/31/2059
757B-Centennial Substation A/B Switchgear Building	2352 Circuit Dr.	Raleigh	861	1993	Other		University		
757C-Centennial Substation C/D Switchgear Building	2340 Circuit Dr.	Raleigh	1,438	2017	Other		University		
758-Wildlife Resources Building	1751 Varsity Dr.	Raleigh	62,213	2006	Private		Other State or Federal Agency	Yes	3/31/2043
758A-Parking Deck-Wildlife Resource	1761 Varsity Dr.	Raleigh	49,408	2005	Private		Other State or Federal Agency	Yes	3/31/2043
759-A-Keystone Science Center	1791 Varsity Dr.	Raleigh	72,922	2010	Private		Private For-profit	Yes	6/30/2080
759B-Parking Deck - Keystone Science Center	1775 Varsity Dr.	Raleigh	14,508	2011	Private		Private For-profit	Yes	6/30/2080
760A-Alliance Center	901 Main Campus Dr.	Raleigh	149,460	2015	Private		Private For-profit	Yes	7/31/2078
760B-Alliance Parking Deck	1810 Varsity Dr.	Raleigh	119,600	2015	Private		Private For-profit	Yes	7/31/2078
762A-BTEC - Golden LEAF Biomanufacturing Training And Education	850 Oval Dr.	Raleigh	87,897	2007	Academic Instruction	Administration	University		
763-Plant Sciences Building	840 Oval Dr.	Raleigh	187,839	2022	Research	Administration	University		
770-Centennial Campus Landscape Services Facility	691 Initiative Way	Raleigh	2,830	2016	Other		University		
770A-Centennial Landscape Services Pole Barn	691 Initiative Way	Raleigh	2,400	2016	Other		University		
774A-Oval West Parking Deck	914 Partners Way	Raleigh	196,674	2011	Parking		University		
775-Partners Building I	1017 Main Campus Dr.	Raleigh	89,519	1997	Administration	Research	University		
780A-Tower Hall - Wolf Ridge - Building 1	1900 Entrepreneur Dr.	Raleigh	151,127	2013	Housing		University		
780B-Plaza Hall - Wolf Ridge - Building 2	1940 Entrepreneur Dr.	Raleigh	95,471	2013	Housing		University		
780C-Albright Innovation Hall - Wolf Ridge - Building 3	381 Initiative Way	Raleigh	90,841	2014	Housing		University		
780D-Valley Hall - Wolf Ridge - Building 4	351 Initiative Way	Raleigh	84,458	2014	Housing		University		
780E-Grove Hall - Wolf Ridge - Building 5	371 Initiative Way	Raleigh	62,358	2014	Housing		University		
780F-Lakeview Hall - Wolf Ridge - Building 6	1930 Entrepreneur Dr.	Raleigh	67,015	2013	Housing		University		
781A-Poulton Innovation Center	1021 Main Campus Dr.	Raleigh	79,403	1991	Administration	Research	University		
781B-Poulton Parking Deck	1021 Main Campus Dr.	Raleigh	60,048	1991	Parking		University		
782A-Engineering Building I (EB1)	911 Partners Way	Raleigh	159,832	2004	Research	Administration	University		
782B-Engineering Building II (EB2)	890 Oval Dr.	Raleigh	228,296	2005	Academic Instruction	Administration	University		
782C-Engineering Building III (EB3)	1840 Entrepreneur Dr.	Raleigh	252,042	2010	Academic Instruction	Research	University		
782E-Fitts-Woolard Hall	915 Partners Way	Raleigh	229,893	2020	Research	Administration	University		
783A-James B Hunt Jr Centennial Campus Library	1070 Partners Way	Raleigh	243,559	2012	Academic Instruction		University		
784A-The Greens - Building 1	521 The Greens Cir	Raleigh	94,923	2014	Private		Private For-profit	Yes	12/18/2107
784B-The Greens - Building 2	361 The Greens Cir	Raleigh	94,923	2014	Private		Private For-profit	Yes	12/18/2107
784C-The Greens - Building 3	401 The Greens Cir	Raleigh	86,100	2014	Private		Private For-profit	Yes	12/18/2107
784D-The Greens - Clubhouse	320 The Greens Cir	Raleigh	2,779	2014	Private		Private For-profit	Yes	12/18/2107
785A-StateView Hotel & Conference Center	2451 Alumni Dr.	Raleigh	116,391	2017	Private		Private For-profit	Yes	11/1/2082

Building Name	Street Address	City	Building GSF	Year Constructed	Primary Building Use	Secondary Building Use	Building Owner	Will leased building revert?	Reversion date
786A-Dorothy and Roy Park Alumni Ctr	2450 Alumni Dr.	Raleigh	59,996	2006	Other		University		
787B-Carol Johnson Poole Clubhouse	1509 Main Campus Dr.	Raleigh	30,407	2014	Private		University Associated Entity	Yes	4/30/2106
787C-Maintenance Facility - Lonnie Poole Golf Course	1525 Main Campus Dr.	Raleigh	11,934	2008	Private		University Associated Entity	Yes	4/30/2106
787D-Pump House at Lonnie Poole Golf Course	1401 Main Campus Dr.	Raleigh	504	2008	Private		University Associated Entity	Yes	4/30/2106
787E-Comfort Station, Hole 4	1301 Main Campus Dr.	Raleigh	234	2015	Private		University Associated Entity	Yes	4/30/2106
787F-Comfort Station, Hole 15	2001 Main Campus Dr.	Raleigh	234	2015	Private		University Associated Entity	Yes	4/30/2106
787G-Centennial Campus Reuse Water Distribution Pumphouse	1401 Main Campus Dr.	Raleigh	320	2014	Other		University		
790A-The Point-Chancellors Residence	1570 Main Campus Dr.	Raleigh	17,892	2011	Administration	Housing	University		
792A-Centennial Campus Magnet Middle School	1900 Main Campus Dr.	Raleigh	124,876	2000	Private		Other	Yes	6/30/2038
792B-Friday Institute	1890 Main Campus Dr.	Raleigh	37,235	2005	Administration		University		
797A-North Shore Residential Development at Centennial Campus	2440 Campus Shore Dr.	Raleigh	170,212	2005	Private		Other		
656-NCDA/CS - Plant Industry Office + Maintenance Shop (sf est from	1013 Blair Dr.	Raleigh	1,600	not avail.	Other		Other State or Federal Agency		
656E-NCDA/CS - Plant Industry Storage Building (sf est from NCDA/CS	1013 Blair Dr.	Raleigh	1,100	not avail.	Other		Private Non-profit		
656A-NCDA/CS - "Big Barn" (sf est from NCDA/CS; no construction da	1013 Blair Dr.	Raleigh	6,000	not avail.	Other		Other State or Federal Agency		
656B-NCDA/CS - Plant Industry Tractor (sf est from NCDA/CS; no cons	1013 Blair Dr.	Raleigh	600	not avail.	Other		Other State or Federal Agency		
656C-NCDA/CS - Plant Industry Pole Barn #1 (sf est from NCDA/CS; n	1013 Blair Dr.	Raleigh	500	not avail.	Other		Other State or Federal Agency		
656D-NCDA/CS - Plant Industry Pole Barn #2 (sf est from NCDA/CS; n	1013 Blair Dr.	Raleigh	500	not avail.	Other		Other State or Federal Agency		
796B-TLC - Administration Building (sf provided by TLC	Chappell Drive	Raleigh	6,950	1978	Private		Private Non-profit	Yes	3/31/2061
796C-TLC - Moore Building (sf provided by TLC)	Chappell Drive	Raleigh	3,950	1978	Private		Private Non-profit	Yes	3/31/2061
796A-TLC - Therapy Services Building (sf provided by TLC)	Chappell Drive	Raleigh	7,120	1978	Private		Private Non-profit	Yes	3/31/2061
796-TLC - Education Building (sf provided by TLC)	Chappell Drive	Raleigh	8,400	1989	Private		Private Non-profit	Yes	3/31/2061
796D-TLC - Tucker Building (sf provided by TLC)	Chappell Drive	Raleigh	4,500	1989	Private		Private Non-profit	Yes	3/31/2061
796E-TLC - Civitan Building(sf provided by TLC)	Chappell Drive	Raleigh	4,500	1989	Private		Private Non-profit	Yes	3/31/2061
130-NC State University Club	4200 Hillsborough St.	Raleigh	23,897	1963	Private		Private Non-profit	Yes	12/31/2059
130I-Short Game Practice Facility	4210 Hillsborough St.	Raleigh	4,640	1986	Recreation/Athletics		University		
134A-Storage Building for Reproductive Physiology Lab - CVM Annex	1400 Blue Ridge Rd.	Raleigh	854	1969	Other		University		
134B-Cattle And Swine Pens Rprl - CVM	1400 Blue Ridge Rd.	Raleigh	1,200	1981	Other		University		
134E-Gilt/Boar Building Rprl CVM	1400 Blue Ridge Rd.	Raleigh	876	1979	Other		University		
134D-Utility Building Rprl - CVM	1400 Blue Ridge Rd.	Raleigh	284	1982	Other		University		
134-CVM Annex	1400 Blue Ridge Rd.	Raleigh	5,224	1959	Administration		University		
300B-Biomedical Partnership Center - CVM	1001 William Moore Dr.	Raleigh	47,670	2017	Private		Private For-profit	Yes	6/30/2081
332-CVM Research Support Facility	4831 Terry Curtin Dr.	Raleigh	992	2016	Other		University		
317C-CBC Facilities Support Building	3916 Westchase Blvd.	Raleigh	216	2015	Other		University		
317B-CBC Grounds Vehicle Storage	3916 Westchase Blvd.	Raleigh	4,547	2015	Other		University		
304-East Barn - CVM	4705 Terry Curtin Dr.	Raleigh	11,880	1934	Other		University		
321-TAU Finishing House - CVM	1140 Poultry House Lane	Raleigh	1,368	1995	Other		University		
345-Animal Husbandry Shed - CVM	4528 Terry Curtin Dr.	Raleigh	401	2015	Other		University		
338A-Equine Isolation Stalls - CVM	4835 Terry Curtin Dr.	Raleigh	933	2004	Other		University		
300C-Terry Companion Vet Med Center - CVM (Terry Center)	1052 William Moore Dr.	Raleigh	129,476	2011	Other		University		
300E-Parking Deck - CBC Centennial Biomedical Campus - CVM	1061 William Moore Dr.	Raleigh	186,098	2009	Parking		University		
307-Vet School Unit 1 (Finger Barn 1) - CVM	4800 Terry Curtin Dr.	Raleigh	5,690	1982	Other		University		
308-Vet School Unit 2 (Finger Barn 2) - CVM	4810 Terry Curtin Dr.	Raleigh	7,076	1983	Other		University		
302-Power Plant - CVM	4881 Terry Curtin Dr.	Raleigh	15,504	1982	Other		University		
300A-CVM Research Building	1051 William Moore Dr.	Raleigh	100,019	2005	Research	Administration	University		
317A-CBC Facilities Service Center	3916 Westchase Blvd.	Raleigh	14,874	1968	Other	Administration	University		
309-Vet School Unit 3 (Finger Barn 3) - CVM	4820 Terry Curtin Dr.	Raleigh	6,986	1983	Other		University		
310-Vet School Unit 4 (Finger Barn 4) - CVM	4830 Terry Curtin Dr.	Raleigh	6,966	1982	Other		University		
311-Vet School Unit 5 (Finger Barn 5) - CVM	4840 Terry Curtin Dr.	Raleigh	6,382	1982	Other		University		
303-West Barn - CVM	4725 Terry Curtin Dr.	Raleigh	13,248	1934	Other		University		
305-Teaching Animal Unit - CVM	4700 Terry Curtin Dr.	Raleigh	5,487	1949	Other	Administration	University		
306-Grounds Shop - CVM	1121 Ruminant Lane	Raleigh	3,880	1954	Other	Administration	University		
315-Milking Parlor - CVM	4715 Terry Curtin Dr.	Raleigh	1,249	1962	Other		University		
324-CVM Research Support Storage	1131 Ruminant Lane	Raleigh	160	1997	Other		University		
323-Wash Building - CVM	1120 Poultry House Lane	Raleigh	726	1997	Other		University		
322-Farrowing House - CVM	1130 Poultry House Lane	Raleigh	991	1985	Other		University		
314-TAU Poultry House - CVM	1141 Poultry House Lane	Raleigh	6,442	1981	Other		University		
301-CVM Main Building	1060 William Moore Dr.	Raleigh	313,469	1982	Academic Instruction	Research	University		
347-Aluminum Storage Bldg - CVM	1280 Horse Lane	Raleigh	168	1987	Other		University		
344-Fish House - CVM	1240 Horse Lane	Raleigh	800	1988	Other		University		
346-Oyster Res Fac - CVM	1270 Horse Lane	Raleigh	1,554	1992	Other		University		
340-Canine Facility III - CVM	1221 Horse Lane	Raleigh	1,696	1993	Other		University		
345B-Canine Facility II - CVM	1250 Horse Lane	Raleigh	777	1990	Other		University		
345A-Canine Facility I - CVM	1260 Horse Lane	Raleigh	1,030	1992	Other		University		

Building Name	Street Address	City	Building GSF	Year Constructed	Primary Building Use	Secondary Building Use	Building Owner	Will leased building revert?	Reversion date
343-Poultry House - CVM	1230 Horse Lane	Raleigh	980	1988	Other		University		
342-Pig House - CVM	1220 Horse Lane	Raleigh	1,080	1985	Other		University		
341-Swine Housing - CVM	1241 Horse Lane	Raleigh	2,169	1992	Other		University		
320-Gestation Breeding House - CVM	1131 Ruminant Lane	Raleigh	1,872	1982	Other		University		
324A-Storage Shed - CVM	4840 Terry Curtin Dr.	Raleigh	203	1997	Other		University		
360A-CBC Substation Switchgear	4880 Terry Curtin Dr.	Raleigh	738	2005	Other		University		
UNIVERSITY OF NORTH CAROLINA ASHEVILLE									
Zone A1a									
Brumit Pisgah House	220 WT Weaver	Asheville	7,440	2009	Private	Other	University		
Zone A1									
Odyssey School Building	90 Zillicoa Street	Asheville	26,579	1965	Academic Instruction	Academic Instruction	University	Yes	9/30/2023
Odyssey School Swimming Pool	90 Zillicoa Street	Asheville	n/a	1965	Recreation/Athletics	Recreation/Athletics	University	No	9/30/2023
Storage Building	90 Zillicoa Street	Asheville	3,110	1965	Other	Other	University		
Zone C									
Rhoades House	456 Merrimon Avenue	Asheville	5,650	1925	Private	Private	University		
Rhoades House Garage	456 Merrimon Avenue	Asheville	400	1925	Private	Private	University		
Outbuildings	456 Merrimon Avenue	Asheville	1,200	1925	Other	Other	University		
Zone D									
Kellogg Conference Center	1181 Boyles Road	Hendersonville	4,635	1994	Academic Instruction	Academic Instruction	University	Yes	8/31/2024
Craft Center for Creative Design	1181 Boyles Road	Hendersonville	3,483	1998	Academic Instruction	Academic Instruction	University	Yes	8/31/2024
Zone E									
Baseball Dugout	165 Campus Drive	Asheville	845	2020	Recreation/Athletics	Recreation/Athletics	University		
Baseball Dugout	165 Campus Drive	Asheville	950	2020	Recreation/Athletics	Recreation/Athletics	University		
Concession Building	600 Wellness Way	Asheville	292	2015	Recreation/Athletics	Recreation/Athletics	University		
Restroom Building	600 Wellness Way	Asheville	1,045	2015	Recreation/Athletics	Recreation/Athletics	University		
Soccer Field House	200 Field Drive	Asheville	1,357	2003	Recreation/Athletics	Recreation/Athletics	University		
Track Timing Building	600 Wellness Way	Asheville	538	2015	Recreation/Athletics	Recreation/Athletics	University		
40 Relic Lane	40 Relic Lane	Woodfin	1,876	1984	Housing	Housing	University		
48 Relic Building	48 Relic Lane	Woodfin	903	1975	Housing	Housing	University		
Sam Millar Facilities Complex	200 Campus Drive	Asheville	27,659	2005	Administration	Administration	University		
Parking Deck P9	227 Campus Drive	Asheville	64,242	2011	Parking	Parking	University		
Zone F2									
118 WT Weaver Blvd	118 WT Weaver	Asheville	22,762	1989	Administration	Administration	University		
US Forest Service Research Station - 1	200 WT Weaver	Asheville	62,894	2000	Other	Other	University	Yes	12/31/2077
US Forest Service Research Station - 2	200 WT Weaver	Asheville	inclcd above	2000	Other	Other	University	Yes	12/31/2077
Zone G									
Botanical Gardens Vistor Center	151 WT Weaver Blvd	Asheville	3,300	1984	Other	Other	Private Non-profit	Yes	12/12/2032
Botanical Gardens Log Cabin	151 WT Weaver Blvd	Asheville	600	1967	Other	Other	Private Non-profit	Yes	12/12/2032
Zone H									
838 Riverside Drive	838 Riverside Drive	Woodfin	15,315	1994	Other	Other	University Associated Entity		
Riverside Warehouse	1414 Riverside Drive	Woodfin	20,525	1995	Other	Other	University		
Riverside Warehouse Pad. Str. Bldg.	1414 Riverside Drive	Woodfin	225	1995	Other	Other	University		
UNIVERSITY OF NORTH CAROLINA-CHAPEL HILL									
Grounds Shop 422 Barn	103 Daniels Rd #Barn	Chapel Hill	352	2005	Other	Other	University	No	N/A
Odum Village 613 Hibbard Drive	613 Hibbard Dr	Chapel Hill	6,234	1960	Housing	Housing	University	No	N/A
Odum Village 617 Hibbard Drive	617 Hibbard Dr	Chapel Hill	3,360	1960	Housing	Housing	University	No	N/A
Cogeneration Gore Bldg	575 W Cameron Ave	Chapel Hill	43,861	1939	Administration	Administration	University	No	N/A
Cheek Clark Bldg	601 W Cameron Ave	Chapel Hill	34,112	1925	Administration	Administration	University	No	N/A
Manning Substation	235 William Blythe Dr	Chapel Hill	8,803	1972	Other	Other	University	No	N/A
Grounds Shop 424 Arborist Barn	740 Hibbard Dr #Shop 424	Chapel Hill	352	2005	Other	Other	University	No	N/A
Odum Village 200 Branson St	200 Branson St	Chapel Hill	3,360	1960	Housing	Housing	University	No	N/A
Grounds Salt And Sand Shed	740 Hibbard Dr #Salt	Chapel Hill	660	2005	Other	Other	University	No	N/A
Odum Village 202 Branson St	202 Branson St	Chapel Hill	6,234	1960	Housing	Housing	University	No	N/A
Grounds Shop 429 Barn	740 Hibbard Dr #Shop 429	Chapel Hill	770	2005	Other	Other	University	No	N/A
EPA Bldg	104 Mason Farm Rd	Chapel Hill	145,875	1991	Research	Research	University	No	N/A
Medical Research Bldg B	150 Bragg Dr	Chapel Hill	5,155	1974	Research	Research	University	No	N/A
Odum Village 217 Jackson Circle	217 Jackson Cir (other addresses)	Chapel Hill	4,797	1960	Housing	Housing	University	No	N/A
Hinton James Res Hall	515 Hinton James Dr	Chapel Hill	220,478	1966	Housing	Housing	University	No	N/A
Cogeneration Coal Handling Facility	511 W Cameron Ave	Chapel Hill	3,766	1993	Other	Other	University	No	N/A
North Chiller Plant	155 Medical Dr	Chapel Hill	21,087	1970	Other	Other	University	No	N/A
Chase Ave, 109	109 Chase Ave	Chapel Hill	1,840	1924	Housing	Housing	University	No	N/A
Grounds Tractor Barn	740 Hibbard Dr #Tractor	Chapel Hill	1,500	2005	Other	Other	University	No	N/A
Grounds Shop 426 Landscape Barn	740 Hibbard Dr #Shop 426	Chapel Hill	1,100	2005	Other	Other	University	No	N/A

Building Name	Street Address	City	Building GSF	Year Constructed	Primary Building Use	Secondary Building Use	Building Owner	Will leased building revert?	Reversion date
Odum Village 619 Hibbard Drive	619 Hibbard Dr	Chapel Hill	4,797	1960	Housing	Housing	University	No	N/A
Odum Village 100 Bernard St	100 Bernard St	Chapel Hill	6,234	1960	Housing	Housing	University	No	N/A
Grounds Shed Behind Craige Res Hall	565 Paul Hardin Dr	Chapel Hill	310	2001	Other	Other	University	No	N/A
Grounds IPM Hut	740 Hibbard Dr #IPM	Chapel Hill	884	2005	Other	Other	University	No	N/A
Odum Village 207 Branson St	207 Branson St	Chapel Hill	6,234	1960	Housing	Housing	University	No	N/A
Physical Plant Maintenance Shop	103 Daniels Rd	Chapel Hill	2,840	1968	Other	Other	University	No	N/A
South Chiller Plant	160 Bragg Dr #Chiller	Chapel Hill	10,267	1976	Other	Other	University	No	N/A
Chase Ave, 107	107 Chase Ave	Chapel Hill	3,106	1929	Housing	Housing	University	No	N/A
Odum Village 104 Bernard St	104 Bernard St	Chapel Hill	3,360	1960	Housing	Housing	University	No	N/A
Mason Farm Place, 1450	1450 Mason Farm Place	Chapel Hill	1,587	1960	Administration	Administration	University	No	N/A
East Chiller Plant	340 Skipper Bowles Dr	Chapel Hill	5,859	1983	Other	Other	University	No	N/A
Cogeneration Annex	521 W Cameron Ave	Chapel Hill	1,150	1987	Administration	Administration	University	No	N/A
Trailer #49	150 Daniels Rd	Chapel Hill	1,525	1988	Administration	Administration	University	No	N/A
Odum Village 106 Bernard St	106 Bernard St	Chapel Hill	3,360	1960	Housing	Housing	University	No	N/A
Grounds Maintenance Shop	105 Daniels Rd	Chapel Hill	6,652	1970	Other	Other	University	No	N/A
Chase Ave, 301	301 Chase Ave	Chapel Hill	2,524	1951	Housing	Housing	University	Yes	N/A
Trailer #46	146 Daniels Rd	Chapel Hill	1,525	1988	Administration	Administration	University	No	N/A
Cameron Substation Switchgear Bldg	521 W Cameron Ave	Chapel Hill	6,016	2006	Other	Other	University	No	N/A
Mason Farm Road, 1506	1506 Mason Farm Rd	Chapel Hill	3,910	1954	Housing	Housing	University	Yes	N/A
Trailer #47	148 Daniels Rd	Chapel Hill	1,525	1988	Administration	Administration	University	No	N/A
Craige Res Hall	555 Paul Hardin Dr	Chapel Hill	154,306	1962	Housing	Housing	University	No	N/A
Odum Village 609 Hibbard Drive	609 Hibbard Dr	Chapel Hill	6,234	1960	Housing	Housing	University	No	N/A
Chase Ave, 114	114 Chase Ave	Chapel Hill	1,951	1939	Housing	Housing	University	No	N/A
Odum Village 105 Bernard St	105 Bernard St	Chapel Hill	4,797	1960	Housing	Housing	University	No	N/A
Carolina Veterans Resource Center	211 Branson St	Chapel Hill	6,407	1970	Administration	Administration	University	No	N/A
Odum Village 401 Mason Farm Rd	401 Mason Farm Rd (other addresses)	Chapel Hill	6,234	1960	Housing	Housing	University	No	N/A
Odum Village 206 Branson St	206 Branson St	Chapel Hill	6,234	1960	Housing	Housing	University	No	N/A
Mason Farm Place, 1450 Garage	1450 Mason Farm Rd #Garage	Chapel Hill	528	1998	Other	Other	University	No	N/A
Parking Booth Ambulatory Care Center	100 Mason Farm Rd #Booth 1	Chapel Hill	138	2005	Administration	Administration	University	No	N/A
South Chiller Plant Annex	160 Bragg Dr #Annex	Chapel Hill	25,653	1995	Other	Other	University	No	N/A
Mason Farm Road, 1500	1500 Mason Farm Rd	Chapel Hill	2,434	1958	Housing	Housing	University	Yes	N/A
Teague Res Hall	105 Stadium Dr	Chapel Hill	51,013	1958	Housing	Housing	University	No	N/A
Odum Village 214 Branson St	214 Branson St	Chapel Hill	6,234	1960	Housing	Housing	University	No	N/A
Odum Village 201 Branson St	201 Branson St	Chapel Hill	3,360	1960	Housing	Housing	University	No	N/A
Ambulatory Care Center	102 Mason Farm Rd	Chapel Hill	137,381	1992	Research	Research	University	No	N/A
Grounds Shop 427 Maintenance Barn	740 Hibbard Dr #Shop 427	Chapel Hill	1,100	2005	Other	Other	University	No	N/A
Odum Village 600 Hibbard Drive	600 Hibbard Dr	Chapel Hill	6,234	1960	Housing	Housing	University	No	N/A
Odum Village 604 Hibbard Drive	604 Hibbard Dr	Chapel Hill	6,234	1960	Housing	Housing	University	No	N/A
Odum Village 203 Branson St	203 Branson St	Chapel Hill	6,234	1960	Housing	Housing	University	No	N/A
Grounds Graduation Equipment Barn	740 Hibbard Dr #Grad Equip	Chapel Hill	360	2005	Other	Other	University	No	N/A
Odum Village 405 Mason Farm Rd	405 Mason Farm Rd (other addresses)	Chapel Hill	6,234	1960	Housing	Housing	University	No	N/A
Parker Res Hall	109 Stadium Dr	Chapel Hill	46,008	1957	Housing	Housing	University	No	N/A
Odum Village 210 Branson St	210 Branson St	Chapel Hill	6,234	1960	Housing	Housing	University	No	N/A
Mason Farm Road, 1402	1402 Mason Farm Rd	Chapel Hill	3,892	1958	Administration	Administration	University	No	N/A
Mason Farm Road, 1404	1404 Mason Farm Rd	Chapel Hill	2,599	1957	Housing	Housing	University	No	N/A
Ehringhaus Res Hall	450 Ehringhaus Dr	Chapel Hill	156,314	1961	Housing	Housing	University	No	N/A
Manning Drive Steam Plant	210 Manning Dr	Chapel Hill	34,354	2004	Other	Other	University	No	N/A
Tomkins Chilled Water Operations Center	140 Mason Farm Rd	Chapel Hill	22,165	2004	Other	Other	University	No	N/A
Cameron Substation GIS Bldg	521 W Cameron Ave	Chapel Hill	2,469	2006	Other	Other	University	No	N/A
Cogen Facility Storage Bldg	613 W Cameron Ave	Chapel Hill	10,722	2010	Other	Other	University	No	N/A
Biomarker Generator Equip Enclosure	116 Mason Farm Rd	Chapel Hill	522	2012	Other	Other	University	No	N/A
Odum Village Comm Shed #2 - Branson	200 Branson St #CommShed	Chapel Hill	34	2006	Other	Other	University	No	N/A
Odum Village 223 Jackson Circle	223 Jackson Cir	Chapel Hill	6,234	1963	N/A	N/A	University	No	N/A
Land Mngmt & Trail Information Ofc	122 Municipal Dr	Chapel Hill	1,914	1978	Administration	Administration	University	No	N/A
General Storeroom	111 Airport Dr	Chapel Hill	97,101	1961	Other	Other	University	No	N/A
Field Operations and Storage	130 Municipal Dr	Chapel Hill	8,473	2008	Other	Other	University	No	N/A
Transportation Admin Bldg	140 Municipal Dr	Chapel Hill	1,778	1986	Administration	Administration	University	No	N/A
Art Studio Bldg	108 Airport Dr	Chapel Hill	19,371	1977	Academic Instruction	Academic Instruction	University	No	N/A
Hazardous Materials Warehouse	1095 Facilities Dr	Chapel Hill	2,613	1991	Other	Other	University	No	N/A
Electric Distribution Operations Center	112 Airport Dr	Chapel Hill	15,958	1976	Administration	Administration	University	No	N/A
Surplus Property Warehouse	1065 Facilities Dr	Chapel Hill	9,184	1975	Other	Other	University	No	N/A
EHS Ground Water Treatment	235 Municipal Dr	Chapel Hill	625	2006	Other	Other	University	No	N/A
Electrical Distribution SOC Storage Bldg	112 Airport Dr #Strg	Chapel Hill	3,112	1977	Other	Other	University	No	N/A

Building Name	Street Address	City	Building GSF	Year Constructed	Primary Building Use	Secondary Building Use	Building Owner	Will leased building revert?	Reversion date
Environment, Health And Safety Bldg	1120 Estes Dr	Chapel Hill	22,591	2005	Administration	Administration	University	No	N/A
Carolina North Garage #1	118 Municipal Dr	Chapel Hill	10,261	1978	Other	Other	University	No	N/A
Horney Bldg	103 Airport Dr	Chapel Hill	63,186	1960	Administration	Administration	University	No	N/A
Aircraft Hangar #2	1015 Estes Dr	Chapel Hill	7,333	1981	Other	Other	University	No	N/A
Airport Office	1009 Estes Dr	Chapel Hill	684	1942	Administration	Administration	University	No	N/A
Hangar Storage	1013 Estes Dr	Chapel Hill	1,887	1942	Other	Other	University	No	N/A
Liquid Waste Storage Facility	1075 Facilities Dr	Chapel Hill	1,413	2004	Other	Other	University	No	N/A
Art Studio Bldg Frame Shed	108 Airport Dr #Shed	Chapel Hill	130		Other	Other	University	No	N/A
Transportation Operations and Garage	150 Municipal Dr	Chapel Hill	22,779	1986	Other	Other	University	No	N/A
Energy Services Bldg	925 Branch St	Chapel Hill	22,604	1990	Administration	Administration	University	No	N/A
Airport Hangar #1	1007 Estes Dr	Chapel Hill	7,041	1942	Other	Other	University	No	N/A
Administrative Office Bldg	104 Airport Dr	Chapel Hill	77,341	2004	Administration	Administration	University	No	N/A
Carolina North Garage #2	114 Municipal Dr	Chapel Hill	6,040	1980	Other	Other	University	No	N/A
Trailer #24	1011 Estes Dr	Chapel Hill	1,239	1967	Administration	Administration	University	No	N/A
Hazardous Material Facility	1085 Facilities Dr	Chapel Hill	1,696	1983	Other	Other	University	No	N/A
Airport Block Bldg	1005 Estes Dr	Chapel Hill	1,314	1942	Other	Other	University	No	N/A
Electrical Distribution SOC Pole Barn	112 Airport Dr #Barn	Chapel Hill	2,162	1977	Other	Other	University	No	N/A
Airport Storage Bldg	1017 Estes Dr	Chapel Hill	455	1992	Other	Other	University	No	N/A
Horney Bldg Annex	101 Airport Dr	Chapel Hill	9,690	1980	Administration	Administration	University	No	N/A
Service Station	109 Airport Dr	Chapel Hill	6,848	1962	Other	Other	University	No	N/A
Facilities Construction Shops	975 Facilities Dr	Chapel Hill	19,501	2004	Other	Other	University	No	N/A
Storage Facility - DEHS	1002 Estes Dr	Chapel Hill	5,476	2000	Other	Other	University	No	N/A
Facilities Services Training Trailer	120 Municipal Dr	Chapel Hill	1,400	2015	Administration	Administration	University	No	N/A
Friday Grounds Shed At Wunc Tower	120 Friday Center Dr #WUNC Shed	Chapel Hill	332	1998	Other	Other	University	No	N/A
WUNC-FM Cell Shed North	110 Friday Center Dr #Cell North	Chapel Hill	202	1992	Other	Other	University	No	N/A
Friday Center, William & Ida	100 Friday Center Dr	Chapel Hill	104,541	1988	Other	Other	University	No	N/A
WUNC-FM Chiller	110A Friday Center Dr #Chiller	Chapel Hill	300	1992	Other	Other	University	No	N/A
Goodmon Bldg	120 Friday Center Dr	Chapel Hill	10,561	1992	Administration	Administration	University	No	N/A
WUNC-FM Modular Bldg	110 Friday Center Dr #Modular	Chapel Hill	286	1998	Administration	Administration	University	No	N/A
Homestead Rd, 1309 Barn House	1309 Homestead Rd #Barn	Carboro	400	1962	Other	Other	University	No	N/A
FPG Child Development Inst	105 Smith Level Rd	Chapel Hill	36,081	1970	Administration	Administration	University	No	N/A
Homestead Rd, 1309	1309 Homestead Rd	Carboro	1,648	1962	Housing	Housing	University	No	N/A
Homestead Rd, 1309 Garage	1309 Homestead Rd #Garage	Carboro	448	1962	Other	Other	University	No	N/A
Homestead Operations Center	2700 Homestead Rd	Chapel Hill	23,850	2008	Administration	Administration	University	No	N/A
UNIVERSITY OF NORTH CAROLINA CHARLOTTE									
<u>Buildings:</u>									
Barnhardt Student Activity Center	9290 Barnhardt Ln	Charlotte	263,149	1997	Recreation/Athletics	Academic Instruction	University		
Belk Gymnasium	8911 University Road	Charlotte	137,685	1970	Academic Instruction	Research	University		
Bioinformatics	9331 Robert D Snyder Rd	Charlotte	99,970	2007	Academic Instruction	Research	University		
Burson	9006 Craver Rd	Charlotte	105,170	1985	Academic Instruction	Research	University		
Cameron Hall	9010 Craver Rd	Charlotte	131,738	1991	Academic Instruction	Research	University		
College of Education	8838 Craver Rd	Charlotte	128,098	2004	Academic Instruction	Research	University		
College of Health and Human Services	8844 Craver Rd	Charlotte	179,266	2006	Academic Instruction	Research	University		
Dubois Center	320 East Ninth Street	Charlotte	168,424	2011	Academic Instruction	Research	University		
Duke Centennial Hall	9330 Robert D Snyder Rd	Charlotte	120,196	2005	Academic Instruction	Research	University		
Early College High School	9000 Robert D Snyder Rd	Charlotte	11,371	2014	Academic Instruction	Research	Other State or Federal Agency		
EPIC	8700 Phillips Rd	Charlotte	231,622	2012	Academic Instruction	Research	University		
Grigg Hall	9320 Robert D Snyder Rd	Charlotte	103,877	2005	Academic Instruction	Research	University		
Kulwicki Motorsports Laboratory	8414 Phillips Rd	Charlotte	10,643	2006	Academic Instruction	Research	University		
Miltimore-Wallis Center	9293 Barnhardt Ln	Charlotte	35,797	2003	Recreation/Athletics	Recreation/Athletics	University		
Motorsports Research	8415 Phillips Rd	Charlotte	35,797	2003	Academic Instruction	Research	University		
PORTAL	9319 Robert D Snyder Rd	Charlotte	116,844	2012	Academic Instruction	Research	University		
Regional Utility Plant (RUP) 1	8745 Halton Ln	Charlotte	13,276	2005	Other	Other	University		
Regional Utility Plant (RUP) 2	145 RUP2 Ln	Charlotte	19,959	2004	Other	Other	University		
Smith	319 Library Ln	Charlotte	92,512	1966	Academic Instruction	Research	University		
Woodward Hall	8812 Craver Ln	Charlotte	232,435	2005	Academic Instruction	Research	University		
NRFC Field House (74)	1001 John Kirk Dr	Charlotte	2,258	2011	Administration	Recreation/Athletics	University		
<u>Parking Lots/Decks:</u>									
Cone Deck 1	8919 University Rd	Charlotte	172,046	1988	Parking		University		
Cone Deck 2	8921 University Rd	Charlotte	80,574	1992	Parking		University		
CRI Deck 1	9100 Robert D Snyder Rd	Charlotte	453,494	2012	Parking		University		
West Deck	8724 Cameron Bv	Charlotte	266,976	1997	Parking		University		
CRI Lot 1	8405 Phillips Rd	Charlotte		2006	Parking		University		

Building Name	Street Address	City	Building GSF	Year Constructed	Primary Building Use	Secondary Building Use	Building Owner	Will leased building revert?	Reversion date
CRI Lot 3A	9345 Robert D Snyder Rd	Charlotte		2010	Parking		University		
EPIC Lot	EPIC Ln	Charlotte		2017	Other		University		
Field 13 Loading Lot	8802 Phillips Rd	Charlotte		2011	Other		University		
Lot 14	8867 Championship Ln	Charlotte		2012	Parking		University		
Lot 15	8996 Craver Rd	Charlotte		1985	Parking		University		
Lot 23	8507 Phillips Rd	Charlotte		2015	Parking		University		
Lot 23A	8701 Phillips Rd	Charlotte		2012	Parking		University		
Lot 25	9625 Poplar Ln	Charlotte		2005	Parking		University		
Lot 29	8445 Phillips Rd	Charlotte		2012	Parking		University		
Lot 29A	9818 Mac Everett Wy	Charlotte		2012	Parking		University		
Lot 7	8907 University Rd	Charlotte		1970	Parking		University		
Lot CRI 1A	8404 Phillips Rd	Charlotte		2010	Parking		University		
Lot CRI 2	110 RUP2 Ln	Charlotte		2006	Parking		University		
Lot CRI 2A	105 RUP2 Ln	Charlotte		2010	Parking		University		
Lot CRI 3	9375 Robert D Snyder Rd	Charlotte		2010	Parking		University		
Lot CRI 4A	8690 Phillips Rd	Charlotte		2010	Parking		University		
Lot CRI 5	9311 Robert D Snyder Rd	Charlotte		2012	Parking		University		
Lot 23	8507 Phillips Rd	Charlotte		2015	Parking		University		
NRFC Lot	925 John Kirk Dr	Charlotte		2010	Parking		University		
SAC N Lot	8754 Halton Ln	Charlotte		2010	Parking		University		
SAC HC Lot	8741 Halton Ln	Charlotte		2010	Parking		University		
Smith Rear Lot	319 KLibrary Ln	Charlotte		2010	Parking		University		
Wells Fargo Lot	8804 Phillips Rd	Charlotte		2010	Parking		University		
CARC Rear Lot									
CARC Front Lot									
<u>Athletic Fields/Buildings:</u>									
Athletic Storage	8873 Phillips Rd	Charlotte	2,033	1977	Recreation/Athletics		University		
Football Facilities Storage	8449 Phillips Rd	Charlotte	2,137	2012	Recreation/Athletics		University		
Halton Wagner Tennis Complex	8875 Championship Ln	Charlotte	12,313	2012	Recreation/Athletics		University		
Indoor Baseball Training Facility	8711 Phillips Rd	Charlotte	6,474	2018	Recreation/Athletics		University		
Indoor Softball Training Facility	8731 Wells Fargo Ln	Charlotte	5,414	2019	Recreation/Athletics		University		
Irwin Belk Track Complex	8723 Cameron Bv	Charlotte	11,264	1996	Recreation/Athletics		University		
Jerry Richardson Stadium	8701 Phillips Rd	Charlotte	43,092	2012	Recreation/Athletics		University		
Judy Rose Football Center	8705 Phillips Rd	Charlotte	47,695	2011	Recreation/Athletics		University		
Robert & Miriam Hayes Stadium	8711 Phillips Rd	Charlotte	9,255	2007	Recreation/Athletics		University		
Wells Fargo Field House	8804 Phillips Rd	Charlotte	9,869	1994	Recreation/Athletics		University		
Daughtridge Stadium	8820 Phillips Rd	Charlotte		2010	Recreation/Athletics		University		
Extra Football Practice Field 6A	8701 Phillips Rd	Charlotte		2012	Recreation/Athletics		University		
Field 11	8816 Phillips Rd	Charlotte		1999	Recreation/Athletics		University		
Field 12	8806 Phillips Rd	Charlotte		1999	Recreation/Athletics		University		
Field 4 - Soccer Field	8820 Phillips Rd	Charlotte		2010	Recreation/Athletics		University		
Field 6 - Football Practice Field	8701 Phillips Rd	Charlotte		2007	Recreation/Athletics		University		
McColl-Richardson Field	8701 Phillips Rd	Charlotte		2006	Recreation/Athletics		University		
Philips Field 3	8807 Phillips Rd	Charlotte		2006	Recreation/Athletics		University		
Recreational Field 13	8730 Phillips Rd	Charlotte		1999	Recreation/Athletics		University		
Recreational Field 15	1001 John Kirk Dr	Charlotte		2012	Recreation/Athletics		University		
Recreational Field 16	1001 John Kirk Dr	Charlotte		2012	Recreation/Athletics		University		
Transamerica Field	8864 Phillips Rd	Charlotte		1995	Recreation/Athletics		University		
Hammer Throw Field 5	8820 Phillips Rd	Charlotte		2011	Recreation/Athletics		University		
Team Challenge Course (High)		Charlotte		2003	Recreation/Athletics		University		
West Main Quad		Charlotte							
<u>Roads:</u>									
Barnhardt Lane		Charlotte							
Belk Gym Lane		Charlotte			Other				
Cameron Boulevard		Charlotte			Other				
Championship Lane		Charlotte			Other				
CHHS Lane		Charlotte			Other				
Coe Lane		Charlotte			Other				
Cone Lane		Charlotte			Other				
Epic Lane		Charlotte			Other				
Halton Lane		Charlotte			Other				
Institute Circle		Charlotte			Other				
JW Clay Boulevard		Charlotte			Other				

Building Name	Street Address	City	Building GSF	Year Constructed	Primary Building Use	Secondary Building Use	Building Owner	Will leased building revert?	Reversion date
Library Lane		Charlotte			Other				
Mac Everett Way North		Charlotte			Other				
Mac Everett Way South		Charlotte			Other				
Phillips Road		Charlotte			Other				
Robert D. Snyder Road		Charlotte			Other				
RUP2 Lane		Charlotte			Other				
Wells Fargo Lane		Charlotte			Other				
<i>Other Structures/Infrastructure:</i>									
University Lake Dam		Charlotte							
UNIVERSITY OF NORTH CAROLINA GREENSBORO									
Music Building	100 McIver Street	Greensboro	152,466	1999	Academic Instruction		University		N/A
McIver Street Parking Deck	110 McIver Street	Greensboro	234,101	1997	Parking		University		N/A
McIver Chiller Plant	121 Gray Drive	Greensboro	20,290	1997	Other		University		N/A
Carter Child Care	117 McIver Street	Greensboro	4,390	1920	Other	Academic Instruction	University		N/A
119 McIver St	119 McIver Street	Greensboro	4,262	1926	Other		University		N/A
127 McIver St	127 McIver Street	Greensboro	3,872	1926	Other		University		N/A
Sullivan Science Building	301 McIver Street	Greensboro	181,178	2003	Academic Instruction	Research	University		N/A
Eberhart Building	321 McIver Street	Greensboro	129,332	1977	Academic Instruction	Research	University		N/A
326 Tate St	326 Tate Street	Greensboro	11,008	1938	Academic Instruction	Other	University Associated Entity	Yes	5/18/2047
328 Tate St	328 Tate Street	Greensboro	5,392	1968	Academic Instruction	Other	University Associated Entity	Yes	5/18/2047
812 Lilly Ave	812 Lilly Avenue	Greensboro	11,239	1994	Academic Instruction	Other	University Associated Entity	Yes	5/18/2047
Carmichael Building	1005 Walker Avenue	Greensboro	8,575	1966	Academic Instruction		University		N/A
Brown Building	402 Tate Street	Greensboro	33,164	1924	Academic Instruction	Administration	University		N/A
Nursing and Instructional Building	1007 Walker Avenue	Greensboro	186,004	2020	Academic Instruction	Research	University		N/A
Taylor Theatre	406 Tate Street	Greensboro	33,555	1966	Other	Academic Instruction	University		N/A
UNCG Auditorium	408 Tate Street	Greensboro	69,260	1926	Other	Academic Instruction	University		N/A
996 Spring Garden	996 Spring Garden Street	Greensboro	2,087	1977	Academic Instruction	Research	University		N/A
Cone Building / Weatherspoon Museum	1005 Spring Garden Street	Greensboro	49,501	1989	Other	Academic Instruction	University		N/A
University Graphics and Printing	525 Tate Street	Greensboro	5,300	1977	Administration		University		N/A
842 W. Gate City Blvd	842 W. Gate City Boulevard	Greensboro	4,016	1969	Academic Instruction	Research	University		N/A
Lofts on Lee	915 W. Gate City Boulevard	Greensboro	41,785	2010	Housing		University		N/A
Lofts on Lee Mixed Use	915A W. Gate City Boulevard	Greensboro	3,684	2010	Research		University		N/A
Highland Residence Hall	701 Highland Avenue	Greensboro	101,588	2013	Housing		University		N/A
Highland Mixed Use East Side	923 W. Gate City Boulevard	Greensboro	3,589	2014	Research		University		N/A
Highland Mixed Use West Side	923 W. Gate City Boulevard	Greensboro	2,855	2014	Research		University		N/A
Union Residence Hall	917 Union Street	Greensboro	89,955	2013	Housing		University		N/A
Lee Residence Hall	700 Highland Avenue	Greensboro	110,616	2013	Housing		University		N/A
Lee Mixed Use East Side	1001 W. Gate City Boulevard	Greensboro	3,014	2013	Research		University		N/A
Lee Mixed Use West Side	1003 W. Gate City Boulevard	Greensboro	2,611	2013	Research		University		N/A
Haywood Residence Hall	1001 Union Street	Greensboro	66,068	2013	Housing		University		N/A
Lexington Residence Hall	1101 W. Gate City Boulevard	Greensboro	99,363	2017	Housing		University		N/A
Lexington Retail Space	1101 W. Gate City Boulevard	Greensboro	11,981	2017	Other		University		N/A
McCormick Residence Hall	1201 W. Gate City Boulevard	Greensboro	88,479	2017	Housing		University		N/A
McCormick Retail Space	1201 W. Gate City Boulevard	Greensboro	15,445	2017	Other		University		N/A
UNCG Police Building	1200 W. Gate City Boulevard	Greensboro	28,307	2015	Administration		University		N/A
Kaplan Center For Wellness	1301 W. Gate City Boulevard	Greensboro	231,460	2016	Recreation/Athletics		University		N/A
Kaplan Center Utilities Building	800 Neal Street	Greensboro	4,796	2016	Other		University		N/A
840 Neal St*	840 Neal Street	Greensboro	25,796	1957	Administration		University Associated Entity	Yes	5/18/2047
821 South Josephine Boyd*	821 South Josephine Boyd Street	Greensboro	9,999	1984	Administration		University Associated Entity	Yes	5/18/2047
1015 Union St.	1015 Union Street	Greensboro	816	1922	N/A		University Associated Entity		
1017 Union St	1017 Union Street	Greensboro	968	1923	N/A		University Associated Entity		
1019 Union St	1019 Union Street	Greensboro	1,914	1924	N/A		University Associated Entity		
UNIVERSITY OF NORTH CAROLINA WILMINGTON									
Main Campus									
626 Macmillan Avenue N.	626 Macmillan Drive N.	Wilmington	10,313	2017	Other	Academic Instruction	University		
Administrative Annex	622 Macmillan Drive N.	Wilmington	34,236	2019	Administration	Administration	University Endowment Fund		
Allen Natatorium	690 Hamilton Drive	Wilmington	41,970	1977	Recreation/Athletics	Academic Instruction	University		
Almkvist/Nixon Sports Medicine	720 Hamilton Drive	Wilmington	10,377	2005	Recreation/Athletics	Recreation/Athletics	University		
Boseman Dugout First Base	751 Hamilton Drive	Wilmington	518	2016	Recreation/Athletics	Recreation/Athletics	University		
Boseman Dugout Third Base	751 Hamilton Drive	Wilmington	518	2016	Recreation/Athletics	Recreation/Athletics	University		
Boseman Pressbox	751 Hamilton Drive	Wilmington	2,435	2017	Recreation/Athletics	Recreation/Athletics	University		
Brooks Field Pressbox	4958 Riegel Road	Wilmington	1,494	1981	Recreation/Athletics	Recreation/Athletics	University		
Brooks Field-Maintenance Bldg	4958 Riegel Road	Wilmington	889	2009	Recreation/Athletics	Recreation/Athletics	University		

Building Name	Street Address	City	Building GSF	Year Constructed	Primary Building Use	Secondary Building Use	Building Owner	Will leased building revert?	Reversion date
East Parking Deck (Seahawk Crossing)	971 Reynolds Drive	Wilmington	308,801	2009	Parking	Parking	University Associated Entity	Yes	6/1/2038
Entry Building-East (7D)	4944 Riegel Road	Wilmington	3,359	2016	Recreation/Athletics	Recreation/Athletics	University		
Entry Building-North (7C)	4848 Riegel Road	Wilmington	3,359	2017	Recreation/Athletics	Recreation/Athletics	University		
Entry Building-West (4D)	735 Hamilton Drive	Wilmington	3,290	2020	Recreation/Athletics	Recreation/Athletics	University		
Hanover Hall	680 Hamilton Drive	Wilmington	30,081	1965	Academic Instruction	Recreation/Athletics	University		
Isaac Bear Early College	630 Macmillan Ave	Wilmington	10,496	2007	Academic Instruction	Academic Instruction	University		
Johnson Hitting Facility	5024 Riegel Road	Wilmington	17,011	2018	Recreation/Athletics	Recreation/Athletics	University		
Loggerhead Hall (Building 1)	1230 Walton Drive	Wilmington	105,145	2021	Academic Instruction	Academic Instruction	Private Non-profit	Yes	7/1/2058
McNeill Hall	5010 Cahill Drive	Wilmington	98,287	2010	Academic Instruction	Research	University		
Nixon Annex	691 Wagoner Drive	Wilmington	9,680	1989	Recreation/Athletics	Recreation/Athletics	University		
Pelican Hall (Building 4)	1190 Walton Drive	Wilmington	116,293	2020	Housing	Housing	Private Non-profit	Yes	7/1/2058
Sandpiper Hall (Building 3)	1180 Walton Drive	Wilmington	116,293	2020	Housing	Housing	Private Non-profit	Yes	7/1/2058
Seahawk Crossing-Building 1	912 Walton Drive	Wilmington	64,194	2009	Housing	Housing	University Associated Entity	Yes	6/1/2038
Seahawk Crossing-Building 2	5021 Cahill Drive	Wilmington	62,658	2009	Housing	Housing	University Associated Entity	Yes	6/1/2038
Seahawk Crossing-Building 3	965 Reynolds Drive	Wilmington	62,658	2009	Housing	Housing	University Associated Entity	Yes	6/1/2038
Seahawk Crossing-Building 4	906 Walton Drive	Wilmington	64,194	2009	Housing	Housing	University Associated Entity	Yes	6/1/2038
Shops At The Crossing	5009 Cahill Drive	Wilmington	4,168	2009	Other	Other	University Associated Entity	Yes	6/1/2038
The Shore Dining Hall	4996 Price Drive	Wilmington	23,868	2021	Other	Other	University		
Teaching Laboratory Building	5015 Price Drive	Wilmington	112,990	2012	Academic Instruction	Research	University		
Terrapin Hall (Building 2)	1170 Walton Drive	Wilmington	105,145	2021	Housing	Housing	Private Non-profit	Yes	7/1/2058
Trask Coliseum	679 Wagoner Drive	Wilmington	102,666	1977	Recreation/Athletics	Academic Instruction	University		
Utility Building (P3 Student Village)	1236 Walton Drive	Wilmington	1,350	2021	Housing	Housing	University		
Veterans Hall	1040 Walton Drive	Wilmington	191,819	2020	Academic Instruction	Research	University		
Center for Marine Science Campus									
CMS-Biotechnology	5598 Marvin K. Moss Lane	Wilmington	67,190	2013	Research	Private	University		
CMS-Guard House	5591 Marvin K. Moss Lane	Wilmington	524	2001	Other	Parking	University		
CMS-Hazmat #1	5598 Marvin K. Moss Lane	Wilmington	240	2013	Other	Other	University		
CMS-Hazmat #2	5598 Marvin K. Moss Lane	Wilmington	120	2013	Other	Other	University		
CMS-Main Building	5600 Marvin K. Moss Lane	Wilmington	84,452	2000	Research	Academic Instruction	University		
CMS-MGOB-13	5600 Marvin K. Moss Lane	Wilmington	240	2008	Research	Other	University		
CMS-MGOB-20	5600 Marvin K. Moss Lane	Wilmington	200	2008	Research	Other	University		
CMS-MGOB-3	5600 Marvin K. Moss Lane	Wilmington	200	2003	Research	Other	University		
CMS-MGOB-4	5600 Marvin K. Moss Lane	Wilmington	200	2003	Research	Other	University		
CMS-MGOB-5	5600 Marvin K. Moss Lane	Wilmington	200	2003	Research	Other	University		
CMS-Operation Facility	5602 Marvin K. Moss Lane	Wilmington	24,086	2008	Other	Research	University		
CMS-Shellfish Research Hatchery	5606 Marvin K. Moss Lane	Wilmington	11,704	2011	Research	Research	University		
CMS-South Annex/House	5301 Holt Road	Wilmington	2,380	1997	Housing	Housing	University		
CMS-Wet Lab	5594 Marvin K. Moss Lane	Wilmington	1,000	2017	Research	Research	University		
WESTERN CAROLINA UNIVERSITY									
FM Tower	Cullowhee Mountain Road	Cullowhee	N/A	2022	Academic Instruction	Other	University Endowment Fund		N/A
Cell Tower	Access Road from WCU Parking Lot 73	Cullowhee	N/A	2020	Private		Private For-profit		N/A
The Village	Norton Road	Cullowhee	81,935	2004	Housing		University Associated Entity	Yes	10/31/2034
The Husk	Killian Road	Cullowhee	200,000	2019	Housing		Private For-profit	Yes	6/30/2059
Noble Hall	Centennial Drive	Cullowhee	117,354	2016	Housing	Other	Private Non-profit	Yes	6/10/2055
Print Shop	Norton Road	Cullowhee	4,790	1968	Other		University		N/A
Hooper House	Norton Road	Cullowhee	2,275	1951	Other		University		N/A
Health and Human Sciences Building	Little Savannah Road	Cullowhee	159,767	2012	Academic Instruction	Other	University		N/A
Water Storage/Water Tower	Reservoir Ridge	Cullowhee	N/A	1966	Other		University		N/A
Cordelia Camp Building	Centennial Drive	Cullowhee	76,883	1965	Administration	Research	University		N/A
Moore Hall	Joyner Drive	Cullowhee	54,750	1924	Academic Instruction		University		N/A
Ramsey Regional Activities Center	Forest Hills Drive	Cullowhee	191,127	1986	Recreation/Athletics	Other	University		N/A
Whitmire Stadium	Forest Hills Drive	Cullowhee	12,556	1974	Recreation/Athletics		University		N/A
Belk Building	Centennial Drive	Cullowhee	109,859	1971	Academic Instruction		University		N/A
Bardo Fine and Performing Arts Bldg	Centennial Drive	Cullowhee	128,465	2004	Academic Instruction	Other	University		N/A
Center for Applied Technology	Centennial Drive	Cullowhee	27,999	2004	Academic Instruction	Research	University		N/A
Jordan Phillips Field House	Centennial Drive	Cullowhee	15,430	1974	Recreation/Athletics	Academic Instruction	University		N/A
UNIVERSITY OF NORTH CAROLINA SYSTEM									
C.D. Spangler Building	910 Raleigh Road	Chapel Hill	40,263	1971	Administration	N/A	University	No	N/A
Meredith Spangler Building	910 Raleigh Road	Chapel Hill	20,110	1982	Administration	N/A	University	No	N/A
Bryan Center	10 UNC TV Drive	Durham	68,000	1989	Administration	Other	University	No	N/A
SEAA Building	2 UNC TV Drive	Durham	20,019	1975	Administration	N/A	University	No	N/A
Bright Horizons Building	4 UNC TV Drive	Durham	16,710	1992	Other	N/A	University	No	N/A
Research Facility One	2901 East Gate City Blvd.	Greensboro	63,771	2008	Private	Research	Private Non-profit	Yes	11/30/2056

Building Name	Street Address	City	Building GSF	Year Constructed	Primary Building Use	Secondary Building Use	Building Owner	Will leased building revert?	Reversion date
Research Facility Two (Joint School of Nanoscience & Nanoengineering)	2907 East Gate City Blvd.	Greensboro	105,000	2010	Academic Instruction	Research	Private Non-profit	Yes	11/30/2056
Research Facility Three	2911 East Gate City Blvd.	Greensboro	72,035	2018	Other	N/A	Private Non-profit	Yes	11/30/2056
Hall Mericka Building	5900 Summit Avenue	Brown Summi	12,369	1976	Private	Research	University	No	11/30/2056
Dixon Building	5900 Summit Avenue	Brown Summi	17,031	1976	Research	N/A	University	No	11/30/2056
Mehl Hall Building	5900 Summit Avenue	Brown Summi	31,874	2007	Private	Research	University	No	11/30/2056
Phillips Payne Building	5900 Summit Avenue	Brown Summi	17,031	1976	N/A	N/A	University	No	11/30/2056
Brown Building	5900 Summit Avenue	Brown Summi	32,223	1976	N/A	N/A	University	No	11/30/2056
Simpson Williams Gymnasium	5900 Summit Avenue	Brown Summi	15,270	1979	N/A	N/A	University	No	11/30/2056
Central Kitchen	5900 Summit Avenue	Brown Summi	4,293	1976	N/A	N/A	University	No	11/30/2056
Maintenance Shop	5900 Summit Avenue	Brown Summi	4,337	1976	Other	N/A	University	No	11/30/2056

* A building includes any temporary or permanent roofed structure attached to a structural foundation and serviced by a utility that requires maintenance.

¹Buildings and surrounding property are State owned, ground leased to an associated entity, and leased back to the University

APPENDIX D
CAPITAL CONSTRUCTION PROJECTS
AS OF JUNE 30, 2023

APPENDIX D - CAPITAL CONSTRUCTION PROJECTS

Project Name	Street Address	City	Building GSF	Project Type	Project Delivery Method	Estimated Start Date	Estimated Completion	Estimated Construction Cost
APPALACHIAN STATE UNIVERSITY								
Duncan Hall Renovation	730 Rivers St	Boone	98,000	Major Renovation	CM at Risk	12/01/22	07/01/25	\$15,000,000
Peacock Hall Addition	416 Howard St	Boone	54,000	Addition	CM at Risk	12/01/22	07/01/26	\$21,000,000
Holmes Convocation Parking Deck	111 Rivers St	Boone	203,000	New Construction	Design-Build	11/01/22	07/01/24	\$19,000,000
Innovation Campus Bldg 1 (CBEAR)	775 Bodenheimer Dr	Boone	50,000	New Construction	CM at Risk	08/01/22	07/01/25	\$44,000,000
Track, Tennis, Softball Relocation	High School Drive	Boone	5,000	New Construction	Design-Bid-Build (Single prime)	07/01/19	07/01/24	\$9,000,000
EAST CAROLINA UNIVERSITY								
Hyster Yale Product Development Space	1110 Clark Street	Greenville	19,000	R&R	P3	09/15/23	01/30/24	\$1,000,000
Hyster Yale Product Development Space	1104 Clark Street	Greenville	63,760	Major Renovation	P3	06/15/23	12/30/23	\$2,000,000
NORTH CAROLINA CENTRAL UNIVERSITY								
New School of Business	829 E. Lawson Street	Durham	71,660	New Construction	CM at Risk	04/01/21	09/15/23	\$39,773,480
Baynes Hall Demolition	524 Eagle Campus Drive	Durham	85,320	Major Renovation	Design-Build	06/01/23	01/05/24	Part of P3 project [†]
NORTH CAROLINA STATE UNIVERSITY[†]								
Plant Sciences Building	840 Oval Dr.	Raleigh	187,839	New Construction	CM at Risk	04/19/19	03/12/24	\$121,500,000
Dairy Facility at CVM	4701 Terry Curtin Dr.	Raleigh	10,432	New Construction	Design-Bid-Build (Single prime)	10/12/21	08/17/23	\$4,200,000
Centennial Campus Plaza	N/A	Raleigh	N/A	New Construction	Design-Bid-Build (Single prime)	03/01/23	08/25/23	\$2,150,000
Swine Holding Facility - CVM	1261 Horse Ln.	Raleigh	2,455	New Construction	Design-Bid-Build (Single prime)	10/18/22	10/19/23	\$850,000
IV	909 Capability Dr.	Raleigh	N/A	R&R	Design-Bid-Build (Single prime)	04/17/23	07/06/23	\$700,000
Centennial Campus Steam Leak Repair	N/A	Raleigh	N/A	R&R	Design-Bid-Build (Single prime)	04/04/23	10/19/23	\$650,000
Woolard Hall	915 Partners Way	Raleigh	N/A	R&R	Design-Bid-Build (Single prime)	08/01/23	11/28/23	\$500,000
Renovations to Classrooms D236 & D239 - CVM	1060 William Moore Dr.	Raleigh	N/A	R&R	Design-Bid-Build (Single prime)	05/08/23	08/02/23	\$500,000
CC Utility Infrastructure Fiber Optic Loop	N/A	Raleigh	N/A	New Construction	Design-Bid-Build (Single prime)	01/17/23	08/23/23	\$450,000
Battery Storage- Centennial Campus Infrastructure	N/A	Raleigh	N/A	New Construction	Design-Bid-Build (Single prime)	02/02/23	08/31/23	\$450,000
Esports Pilot Facility - Hunt Library Suite 4403	1070 Partners Way	Raleigh	N/A	R&R	Design-Bid-Build (Single prime)	06/05/23	10/31/23	\$450,000
Building Systems Upgrades - Lab 2007 - Research Building II	1009 Capability Dr.	Raleigh	N/A	R&R	Design-Bid-Build (Single prime)	01/16/23	10/31/23	\$450,000
1200 Capability Drive Townhomes - Private Development [†]	1200 Capability Dr.	Raleigh	7,200	New Construction		05/15/22	10/31/23	not avail.
UNIVERSITY OF NORTH CAROLINA ASHEVILLE								
Campus Roadway Improvements - MC A1a	220 WT Weaver	Asheville	N/A	Major Renovation	Design-Bid-Build (Single prime)	05/17/23	12/31/23	\$249,000
Rhoades Property Improvements - MC C	456 Merrimon Avenue	Asheville	N/A	New Construction	Design-Bid-Build (Single prime)	09/15/23	02/01/23	\$295,000
Track Renovation - MC E	600 Wellness Way	Asheville	N/A	Major Renovation	Design-Bid-Build (Single prime)	09/29/22	12/31/23	\$4,500,000
UNIVERSITY OF NORTH CAROLINA - CHAPEL HILL								
Steven D. Bell Hall (McColl Building Addition and Renovation)	300 Kenan Center Drive	Chapel Hill	160,000	New Construction	CM at Risk	02/01/23	09/01/25	\$140,000,000
UNIVERSITY OF NORTH CAROLINA CHARLOTTE								
Cameron Second Floor Systems Eng Relocate to Smith	Smith Building,9010 Craver Road	Charlotte	92,511	R&R	Design-Bid-Build (Single prime)	05/11/22	Aug. 2023	\$120,000
Charlotte Early College Signage Updates	Charlotte Engineering Early College, 9000 Robert D Snyder	Charlotte	10,656	R&R	Design-Bid-Build (Single prime)	03/20/23	Oct. 2023	\$6,490
CRI Deck Paint Elevator Towers	CRI Deck 1, 9100 Rbert D Snyder Road	Charlotte	453,450	R&R	Design-Bid-Build (Single prime)	03/13/23	July. 2023	\$18,240
Cameron Second Floor Clean Room Move to Grigg 386	Grigg Hall, 9320 Robert D Snyder Road	Charlotte	103,877	R&R	Design-Bid-Build (Single prime)	01/14/20	July. 2023	\$80,795
Richardson Stadium Video Board Replacement	Jerry Richardson Stadium, 8701 Phillips Road	Charlotte	36,449	R&R	Design-Bid-Build (Single prime)	01/10/23	Sept. 2023	\$1,700,000
Baseball Scoreboard Power Upgrade	Robert & Mariam Hayes Stadium, 8711 Phillips Road	Charlotte	8,900	R&R	Design-Bid-Build (Single prime)	09/14/21	Nov. 2023	\$8,900
Softball Scoreboard Power Upgrade	Softball Field 2, 8820 Phillips Road	Charlotte	11,000	R&R	Design-Bid-Build (Single prime)	09/14/21	Nov. 2023	\$11,000
Bioinformatics Fourth Floor Build Out	Bioinformatics, 9331 Robert D Snyder Road	Charlotte	99,970	Major Renovation	CM at Risk	06/04/28	Aug. 2023	\$11,500,000
Cameron ISL Lab Renovation	Cameron Applied Research Center, 9010 Craver Road	Charlotte	131,738	Major Renovation	Design-Bid-Build (Single prime)	08/16/22	Sept. 2023	\$500,000
Epic High Bay Observation Deck	Energy Production Infrastructure Building, 8700 Phillips Rd	Charlotte	231,622	Major Renovation	Design-Bid-Build (Single prime)	02/02/22	July. 2023	\$160,000
Motorsports Batt Cave Accommodation	Kulwicki Motorsports Laboratory, 8415 Phillips Road	Charlotte	10,643	Major Renovation	Design-Bid-Build (Single prime)	08/16/22	July. 2023	\$299,000
Belk Gym 120 Venture Move	Belk Gymnasium, 8911 University Road	Charlotte	137,685	R&R	Design-Bid-Build (Single prime)	10/24/19	Oct. 2023	\$160,000
Campus Security Cameras Phase 1	CRI Parking Deck, West Parking Deck, Cone Parking Deck,	Charlotte	N/A	R&R	Design-Bid-Build (Single prime)	01/10/22	Aug. 2023	\$1,500,000
Grigg 286A Wet Benches	Grigg Hall, 9320 Robert D Snyder Road	Charlotte	103,877	R&R	Design-Bid-Build (Single prime)	04/03/23	Aug. 2023	\$85,100
SAC North Lot Restriping	Barnhardt Student Activity Center, 8745 Halton Lane	Charlotte	263,149	R&R	Design-Bid-Build (Single prime)	04/21/21	Sept. 2023	\$2,500
UNIVERSITY OF NORTH CAROLINA GREENSBORO								
Arts Place at Tate and Gate	842 W. Gate City Boulevard	Greensboro	15,000	New Construction	Design-Bid-Build (Single prime)	12/01/24	12/01/25	\$10,400,000
Bestway Condensation, Refrigeration, Meat Room Repair	1201 W. Gate City Boulevard	Greensboro	8,000	R&R	Design-Bid-Build (Single prime)	05/01/24	08/01/24	\$345,000
Taylor Theatre Infrastructure Renovation	406 Tate Street	Greensboro	40,650	Major Renovation	Design-Bid-Build (Single prime)	11/01/23	01/01/25	\$8,390,000

UNIVERSITY OF NORTH CAROLINA WILMINGTON								
None								
WESTERN CAROLINA UNIVERSITY								
None								
UNIVERSITY OF NORTH CAROLINA SYSTEM								
Guilford County Schools Professional & Comm Education Ctr	East Gate City Blvd.	Greensboro		New Construction	Design-Build	07/01/23	09/01/24	\$37,000,000
Merck Sharp & Dohme	2911 East Gate City Blvd.	Greensboro		Addition	Build-to-lease	07/15/23	01/31/24	\$1,327,287
Core Technology Molding Corporation	2911 East Gate City Blvd., Suite 200	Greensboro		Addition	Build-to-lease	10/10/23	04/25/25	\$2,850,000
TOTAL:								\$505,131,792

Notes:

¹ Demolition of residence hall is included in P3 project.

² Projects completed in privately owned buildings on Centennial Campus that are not required to be reported to the Endowment Fund and/or University under the respective Ground Leases are not included here. Projects that add square

³ Townhomes under construction at 1200 Capability Drive are privately developed/financed and ground tenant is responsible for all project related costs and management, including selection/execution of delivery of construction.

Construction contracting methods and budget are not required to be reported and hence are not included.

APPENDIX E

PUBLIC-PRIVATE PARTNERSHIP (P3) PROJECTS

APPENDIX E - PUBLIC-PRIVATE PARTNERSHIP (P3) PROJECTS

Project Name	Project Scope/Description	Street Address	City	Building GSF	Under Construction ?	Estimated Completion Date	Date of Beneficial Occupancy	Board Approval Date of P3 Agreement	End Date of P3 Agreement
APPALACHIAN STATE UNIVERSITY									
Thunder Hill Residence Hall	590-bed residence hall, constructed and financed by Beyond Boone LLC on existing property owned by the university.	Thunder Hill Hall, 228 Stadium Drive	Boone	158,002	No	8/15/2020	8/5/2020	10/10/2018	2/1/2069
New River Residence Hall	747-bed residence hall, constructed and financed by App State's affiliated real estate development corporation, Appalachian Student Housing Corporation (ASHC), on existing property owned by the university. University leases building from ASHC and operates as residence hall.	New River Hall, 161 Stadium Drive	Boone	204,492	No	8/1/2022	7/22/2022	10/10/2018	12/1/2055
Laurel Creek Residence Hall	638-bed residence hall, constructed and financed by Beyond Boone LLC on existing property owned by the university.	Laurel Creek Hall, 212 Stadium Heights Drive	Boone	150,063	No	8/1/2021	7/26/2021	10/10/2018	2/1/2069
Raven Rocks Residence Hall	322-bed residence hall, constructed by Beyond Boone 200 LLC, on existing property owned by university; Purchased by State of NC through App State on April 16, 2021.	Raven Rocks Hall, 176 Jack Branch Drive	Boone	86,627	No	8/15/2020	8/6/2020	10/10/2018	4/16/2021
Blue Ridge Parking Deck	478-stall parking deck located adjacent to west campus residence halls, constructed by Beyond Boone LLC, on existing property owned by university; Triple net lease back to university to operate;	Blue Ridge Parking Deck	Boone	169,772	No	8/15/2019	8/12/2019	10/10/2018	2/1/2069
EAST CAROLINA UNIVERSITY									
Intersect East	Development of the 19 Acre warehouse district as the ECU Research and Innovation Campus in the Historic Tobacco Warehouse District, consisting of the following Pitt County Tax Parcels 09098, 13099, 01872, 23713, 07373, 18883, 82507,82508, 03737, 06869, 07809 Sale Transfer of the following properties 1000 S. Greene, 1020 Clark Street, and 400 Eleventh for \$2,684,000 (8/21). 86,760 square feet under construction.	Warehouse District Area Includes properties on the south side of 10th Street, at the intersections of Clark, Greene, and Pitt Streets including the properties on the blocks of 11th and 12th streets. See map.	Greenville	Existing 200,000+. Completion 1,200,000+	Yes	7/25/2031	6/1/2022	1/12/2021	6/30/2102
NORTH CAROLINA CENTRAL UNIVERSITY									
George Street Residence Hall	1 of 3 new residence halls (406 beds - 2bdr semi-suites)	1390 Alston Avenue	Durham	90,537	No	Completed	9/1/2020	12/14/2018	6/1/2069
Alston Avenue Apartments	1 of 3 new residence halls (386 beds - 4bdr apartments)	619 George Street	Durham	59,294	No	Completed	9/1/2021	12/14/2018	6/1/2069
Lawson Street Residence Hall	1 of 3 new residence halls (482 beds - 2 bed suites)	615 Lawson Street	Durham	69,853	No	Completed	9/1/2022	12/14/2018	6/1/2069
NORTH CAROLINA STATE UNIVERSITY									
None									
UNIVERSITY OF NORTH CAROLINA ASHEVILLE									
None									
UNIVERSITY OF NORTH CAROLINA-CHAPEL HILL									
None									
UNIVERSITY OF NORTH CAROLINA CHARLOTTE									
None									
UNIVERSITY OF NORTH CAROLINA GREENSBORO									
None									
UNIVERSITY OF NORTH CAROLINA WILMINGTON									
CHF-Wilmington, LLC - UNCW Project	A 1,038 bed, two building traditional dorm-style student housing facility; a 776-bed suite-style student housing facility; and a utility building located on the campus of UNCW.	1170 Walton Drive 1230 Walton Drive 1180 Walton Drive 1190 Walton Drive 1236 Walton Drive	Wilmington	444,226	No		Phase I: 7/21/2020 Phase 2: 8/10/2021	7/27/2018	12/20/2068
WESTERN CAROLINA UNIVERSITY									
The Husk	Student Housing	Killian Road	Cullowhee	200,000	No	7/31/2019	7/31/2019	11/9/2018	6/30/2059
Projects were constructed before Millennial Campus designation was applied to property:									
Noble Hall	Student Housing/Mixed Use Retail	732 Centennial Drive	Cullowhee	117,354	No	7/1/2016	7/1/2016	N/A	6/10/2055
The Village	Student Housing	Norton Road	Cullowhee	81,935	No	7/1/2004	7/1/2004	N/A	10/31/2034
UNIVERSITY OF NORTH CAROLINA SYSTEM									
None									

APPENDIX F
DEBT ISSUANCES

OUTSTANDING DEBT AS OF JUNE 30, 2023

(Debt is associated with financing projects located on Millennial or Centennial Campuses, except as noted.)

Institution ¹	Series	Maturity	Original Par Amount	Outstanding Par Amount	Type of Debt Issuance	Project
App State	2018	5/1/2049	39,865,000	38,960,000	Millennial Campus Revenue Bond	End Zone Project
	2020	5/1/2030	<u>2,552,000</u>	<u>1,831,000</u>	Millennial Campus Revenue Bond	Stadium Field Turf System
			42,417,000	40,791,000		
NC Central	2016	10/1/2034	54,585,000	43,015,000	General Revenue Bond	Chidley Hall, Latham Parking Deck & Walker Complex; 2016 refunded Series 2009C
NC State ²	2013A	10/1/2023	132,440,000	2,550,000	General Revenue Bond	Wolf Ridge
	2013B	10/1/2041	141,650,000	122,465,000	General Revenue Bond	Partners III, Research 4, CVM Research
	2017	10/1/2031	50,438,952	24,485,058	General Revenue Bond	Phytotron
	2018	10/1/2028	87,165,000	52,935,000	General Revenue Bond	Infrastructure, Main Campus Dr. & Utility Plant
	2020B	10/1/2042	<u>184,445,000</u>	<u>178,675,000</u>	General Revenue Bond	Fitts-Woolard Eng., Plant Sciences Bld., Cent. Co-Gen
			596,138,952	381,110,058		
UNC-Chapel Hill	2012A	12/1/2041	2,079,392	0	General Revenue Bond	Multiple projects; Initial financing apart of CP Program
	2012B	12/1/2041	2,079,392	0	General Revenue Bond	Multiple projects; Initial financing apart of CP Program
	2019A	12/1/2041	<u>2,079,392</u>	<u>0</u>	General Revenue Bond	Multiple projects; 2019A refunded Series 2016A & 2012A
			6,238,176	0		
UNC Charlotte	2010	4/1/2040	40,895,000	28,635,000	General Revenue Bond	Football Stadium
	2017A	10/1/2040	2,390,000	1,929,465	General Revenue Bond	Portal Building
	2017A	10/1/2040	14,045,000	11,935,000	General Revenue Bond	CRI Parking Deck
	2017B	10/1/2040	23,130,000	6,460,000	General Revenue Bond	Portal Building
	2020B	4/1/2041	<u>21,855,000</u>	<u>14,750,000</u>	General Revenue Bond	Portal Building
			102,315,000	63,709,465		
UNC Greensboro	2014	4/1/2036	61,019,470	46,848,621	General Revenue Bond	Spartan Village Residence - Phase 1
	2014	4/1/2039	64,665,530	49,646,379	General Revenue Bond	Student Recreation Center
	2017	4/1/2036	2,554,553	2,437,994	General Revenue Bond	Police Bldg., 2017 refunded Series 2012A
	2017	4/1/2027	5,000,000	4,256,777	General Revenue Bond	CFF Lease; Renovate Office Spaces
	2017	4/1/2027	4,460,000	3,797,045	General Revenue Bond	CFF Lease; Renovate Theatre
	2018	4/1/2043	45,260,000	39,440,000	General Revenue Bond	Spartan Village Residence - Phase 2 Acquisition
	2021B	4/1/2037	<u>1,817,217</u>	<u>1,691,874</u>	General Revenue Bond	Campus Police Bldg.

			184,776,770	148,118,690		
UNC Wilmington	2016	6/1/2038	57,235,000	50,505,000	General Revenue Bond	Student Housing, Recr. & Parking; LOB; 2016 refunded Series 2008
	2018	7/1/2058	147,680,000	147,680,000	General Revenue Bond	Student Housing Facilities; P3 Fund
	2019B	10/1/2049	41,395,000	40,115,000	General Revenue Bond	Shore Dining Hall, MarbionC, Recr., 2019 refunded Series 2010 BABs, C&D
	2020A	10/1/2026	11,180,000	3,885,000	General Revenue Bond	Recreation facilities & fields, 2020A refunded the associated Series 2010C
	2021	10/1/2050	<u>8,420,000</u>	<u>8,420,000</u>	General Revenue Bond	Walton Drive Student Village - Recreational Fields & Facilities
			265,910,000	250,605,000		
Western Carolina	2023	6/1/2033	5,695,000	5,695,000	General Revenue Bond	Village Student Housing Facility; 2023 LOB refunded Series 2013
TOTAL DEBT			\$1,258,075,898	\$933,044,213		

¹ No associated debt is reported for ECU and UNCA, and excludes debt related to the Gateway Project for N. C. A&T/UNC System.

² NC State debt reflects the aggregate debt issuances inclusive of both Centennial and Non-Centennial financing components.

APPENDIX G
FINANCIAL STATEMENTS

Appalachian State University - Millennial Campus Trust Funds
Statement of Net Position
June 30, 2023

Current assets

Restricted cash	\$ 1,561,043.67
Accounts receivable	6,482.23
Other receivables	35,015.89
Leases receivable	<u>278,154.34</u>
Total current assets	<u>1,880,696.13</u>

Noncurrent assets

Leases receivable	<u>3,023,605.51</u>
-------------------	---------------------

Current liabilities

Other accrued liabilities	49,829.71
Unearned revenue	<u>12,174.47</u>
Total current liabilities	<u>62,004.18</u>

Noncurrent liabilities

Other accrued liabilities	<u>57,387.89</u>
---------------------------	------------------

Deferred inflows

Deferred inflows lease agreements	<u>3,216,056.38</u>
-----------------------------------	---------------------

Net Position

Restricted expendable net position	<u><u>\$ 1,568,853.19</u></u>
------------------------------------	--------------------------------------

Appalachian State University - Millennial Campus Trust Funds
Statement of Revenues, Expenses, and Changes in Net Positions
June 30, 2023

Operating revenues

Sales and Services Net	\$ 216,170.00
Rental and Lease Earnings	429,087.03
Other Operating Revenues	391,192.15
Total operating revenues	1,036,449.18

Operating expenses

Legal Services	13,653.95
Building Repairs	100,000.00
Property Insurance	2,374.93
Total operating expenses	116,028.88

Operating Income **920,420.30**

Non Operating Revenue

Lease Interest Revenue	99,141.24
------------------------	-----------

Income before other revenues **1,019,561.54**

Other changes

Debt Service Transfers	(203,385.68)
------------------------	--------------

Increase in net position **816,175.86**

Net position June 30, 2022 **752,677.33**

Increase in net position	816,175.86
--------------------------	------------

Net position June 30, 2023 **\$ 1,568,853.19**

Notes:

Sales and services include charges to campus departments and short term rentals of facilities.

Rental and lease earnings are revenues recognized under GASB 87 lease standards. These are revenues recognized for long term leases.

Other operating revenues are primarily revenues related to proceeds from the university's housing P3 agreements.

EAST CAROLINA RESEARCH AND INNOVATION CAMPUS

STATEMENT OF REVENUES, EXPENSES, AND CHANGE IN NET POSITION, FYE JUNE 30, 2023

REVENUES

Rental Income Real Property	\$121,568.14
Reservation Fee Income	<u>\$150.00</u>
Total Revenue	<u>\$121,718.14</u>

EXPENSES AND TRANSFERS

Office Supplies	\$105.87
Other Supplies NonMed Misc	\$3,035.18
Other IT Supplies	\$38.64
Electronic Payment Processing Fees	\$285.44
Nonmandatory Proprietary	<u>\$213.17</u>
Total Expenditures and Transfers	<u>\$3,678.30</u>

Increase in Net Position \$118,039.84

Net Position - June 30, 2022 \$2,809,967.69

Net Position - June 30, 2023 \$2,928,007.53

STATEMENT OF NET POSITION, JUNE 30, 2023

ASSETS

Current Assets

Cash \$2,928,007.53

Noncurrent Assets

\$0.00

Total Assets \$2,928,007.53

LIABILITIES

Current Liabilities

\$0.00

Noncurrent Liabilities

\$0.00

Total Liabilities \$0.00

NET POSITION

Net Investments, Capital Assets \$0.00

Restricted Nonexpendable \$0.00

Restricted Expendable \$0.00

Unrestricted \$2,928,007.53

Total Net Position \$2,928,007.53

**North Carolina State University
Centennial Campus Trust Funds
Statement of Net Position
Cash Basis
As of June 30, 2023**

	<u>Fiscal Year 2023</u>
ASSETS	
Current Assets	
Cash and Cash Equivalents	\$ 12,549,728
Cash Reserves - Infrastructure Development ⁽¹⁾	15,265,907
Cash Reserves - Building Deferred Maintenance ⁽²⁾	10,000,000
Total Current Assets	<u>27,815,635</u>
Noncurrent Assets	
Capital Assets Depreciable Net	367,827
Capital Assets Non-Depreciable	140,371
Total Noncurrent Assets	<u>508,198</u>
Total Assets ⁽³⁾	<u>28,323,833</u>
LIABILITIES	
Noncurrent Liabilities	
Deposits Payable	121,424
Total Noncurrent Liabilities	<u>121,424</u>
Total Liabilities ⁽³⁾	<u>121,424</u>
NET POSITION	
Beginning Net Position - July 1	32,578,937
Increase In Net Assets	5,623,472
Total Net Position	<u>\$ 38,202,409</u>

Notes:

(1) Infrastructure development reserves are being held for required roadway and pedestrian improvements required as development conditions associated with the new Centennial Campus CMP Zoning (City of Raleigh Zoning Case ZC-65-20).

(2) Building deferred maintenance reserves are being held for improvements to early 1990's era buildings requiring system upgrades to facilitate transition of use from private leasing to university program and research uses.

(3) There are Centennial Campus related assets and liabilities held at the University-level Financial Statements

**North Carolina State University
Centennial Campus Trust Funds
Statement of Revenues, Expenses and Changes in Net Assets
Cash Basis
For the Fiscal Year Ended June 30, 2023**

	<u>Fiscal Year 2023</u>
REVENUES	
Operating Revenues:	
Sales And Services	\$ 115,889
Other Operating Revenues	13,943,654
Total Operating Revenues	<u>14,059,543</u>
EXPENSES	
Operating Expenses	
Scholarships And Fellowships	7,086
Services	4,932,962
Supplies And Materials	44,351
Utilities	447,294
Depreciation	130,280
Total Operating Expenses	<u>5,561,973</u>
Operating Income	<u>8,497,570</u>
NONOPERATING REVENUES (EXPENSES)	
Investment Income (Net Of Investment Expense)	170,619
Debt Service	(2,684,579)
Other Nonoperating Revenues (Expenses)	(360,138)
Net Nonoperating Expenses	<u>(2,874,098)</u>
Increase In Net Assets	<u>\$ 5,623,472</u>

**UNC Asheville
Millennial Campus
as of 6/30/2023**

Beginning Fund Balance 7/1/2022 248,762.70

REVENUE

Rental & Lease Income	217,028.96
STIF Interest Income	247.47

Total Revenue	<hr/> 217,276.43
----------------------	------------------

EXPENSES

Pest Control Agreement	670.00
Postage-Mail,Freight	425.70
Lawns and Grounds Services	8,120.60
Telephone Service	6,746.38
Utilities-Electrical	7,544.80
Utilities-Water	692.13
Utilities-Storm Water	2,619.06
Utilities-Natural Gas/Propane	3,718.90
Repair & Maintenance- Building	248.69
Maint Agreement Buildings	3,514.00
Insurance-Property	3,118.00
Building-General Contractor	725.00
Building-Landscaping Contracts	6,500.00
Building-Design Contract	7,200.00
Membership Fees	3,289.08
Other Services	1,000.80

Total Expenses	<hr/> 56,133.14
-----------------------	-----------------

Ending Fund Balance 6/30/2023 409,905.99

UNC Charlotte
Millennial Campus Reporting
FY 2023

Financial Summary for Millennial Campus Trust Fund

Fund balance, 6/30/2022	<u>\$ 1,584,143</u>
Revenues	1,637,383
Less: Expenses	(323,498)
Fund balance, 6/30/2023	<u><u>\$ 2,898,028</u></u>

Statement of Revenues, Expenses, and Changes in Net Position
UNCW Millennial Trust
For the Fiscal Year Ended June 30, 2023

Operating Revenues	\$0
Operating Expenses	0
Nonoperating Revenues (Expenses)	<u>0</u>
Income (Loss) Before Other Revenues	0
Total Other Revenues	<u>0</u>
Increases in Net Position	<u><u>\$0</u></u>
Net Postion July 1	<u>210,000</u>
Change in Net Position	<u>0</u>
Net Position June 30	<u><u>\$210,000</u></u>

Statement of Net Position
UNCW Millennial Trust
For the Fiscal Year Ended June 30, 2023

Assets	
Cash and Cash Equivalents	<u>\$210,000</u>
Total Assets	210,000
Deferred Outflows of Resources	0
Liabilities	0
Deferred Inflows of Resources	0
Net Position	
Net Investment in Capital Assets	0
Restricted - Nonexpendable	0
Restricted - Expendable	0
Unrestricted	<u>210,000</u>
Total Net Position June 30	<u><u>\$210,000</u></u>

Western Carolina University Millennial Campus
June 30, 2023

Revenues:

Rent & Lease Income	700,615.86
---------------------	------------

Expenses:

Salaries	61,943.18
Benefits	30,559.14
Supplies, Materials	299,000.47
Contracted Services	<u>23,310.00</u>
	414,812.79

285,803.07

Beginning Balance - July 1, 2022	<u>304,654.51</u>
----------------------------------	-------------------

Ending Balance - June 30, 2023	<u><u>590,457.58</u></u>
--------------------------------	--------------------------



THE
UNIVERSITY OF
NORTH CAROLINA
SYSTEM

***REPORT ON STATE BUDGET
ALLOCATIONS AND POLICIES***

January 2024

**THE UNIVERSITY OF NORTH CAROLINA
2024 REPORT ON STATE BUDGET ALLOCATIONS AND POLICIES**

	<u>Page</u>
1. Introduction	1
2. General Fund Operating Budget Allocations	1
a. Performance-Weighted Enrollment Change Allocations	1
b. NC Promise Allocations	2
c. Other Board of Governors-Approved Allocations	3
d. Allocations Delegated to the President.....	6
3. Use of State Funds and Budget Flexibility	8
a. UNC System Budget Flexibility	8
b. FY23 Sources and Uses	8
c. FY23 Use of State Funds by Activity	10
d. FY23 Annual Change in General Fund Revenues and Expenditures	11
4. UNC System Faculty and Staff	12
a. Fall 2022 Total Permanent Full-Time Employees	12
b. Fall 2022 Faculty Percentage Tenure Track.....	13
c. Fall 2022 Average Faculty Salary	13
5. 2023-24 Tuition and Fee Rates.....	14
a. Resident Undergraduate Tuition and Fee Rates	15
b. Nonresident Undergraduate Tuition and Fee Rates	15
c. Resident Graduate Tuition and Fee Rates	16
d. Nonresident Graduate Tuition and Fee Rates.....	16
6. Availability of Federal Funds	17
a. FY22 UNC System Revenue by Source.....	17
b. FY23 Federal Revenue by Campus	18
7. Sources of Non-State Revenues	19
a. FY23 Mandatory Student Fee Revenue.....	19
b. FY23 Student Auxiliary Revenue	20
c. FY23 Sales and Services Revenue	20
d. FY23 Facilities and Administrative (F&A)	21
i. F&A Receipts	21
ii. F&A Expenditures.....	22
iii. Qualified F&A Facilities Expenditures	23
8. Composition of Student Enrollment.....	23
a. Fall 2023 Headcount Enrollment by Level.....	24
b. Fall 2023 Full-Time Equivalent Enrollment by Level	24
c. Fall 2023 Enrollment by Residency	25
d. Fall 2023 Enrollment by Gender	25
e. Fall 2023 Enrollment by Race and Ethnicity	26
f. FY23 Median Household Income	27
g. Fall 2023 Pell Grant Recipients by Campus	27
9. Student Outcomes.....	28
a. 2022-23 Degrees Awarded by Level	28
b. 2022-23 Top 10 General Areas of Major	28
c. Four-, Five-, and Six-Year Graduation Rates	29
d. Six-Year Completion Rate Compared to National Average	29

e. First-to-Second Year Retention Rate	30
f. Postsecondary Educational Attainment Rate.....	30
g. Postsecondary Educational Attainment Rate in the South	31
10. Capital Improvement Budget Allocations	31
a. UNC R&R Program	32
b. Named Projects	32
11. Spotlight: Legislative Investments in HMSIs	33

Appendix A: 2022-23 Five-Year History of General Fund Revenues and Expenditures by Campus

Appendix B: Faculty Salary Data as of October 2022

Appendix C: 2023-24 Tuition and Fees by Campus

Appendix D: State Capital and Infrastructure Fund (SCIF) Projects

1. Introduction

Pursuant to [G.S. 116-11\(9b\)](#), the Board of Governors shall submit annually a report on the actions and adjustments necessary to its budgetary policies, regulations, and standards resulting from the Appropriations Act. The report also provides additional information, as prescribed by the statutory requirement, that provides useful context about student enrollment and outcomes, faculty and staff, and other sources of revenue. We are pleased to submit this report to the Joint Legislative Education Oversight Committee, the Senate Appropriations Committee on Education/Higher Education, the House of Representatives Appropriations Subcommittee on Education, and the Fiscal Research Division.

2. General Fund Operating Budget Allocations

This section summarizes the FY 2023-24 General Fund operating budget allocations including those requiring Board of Governors approval and allocations delegated to the president. The full Board approval of the [operating budget allocations](#) is available on the Board's website.

a) Performance-Weighted Enrollment Change Allocations

Enrollment funding was reduced by \$52,472,417 recurring in response to lower enrollments at University of North Carolina institutions. The funding reduction was partially offset by increased appropriations for performance change and a cap on enrollment loss. The performance change funding is \$32,921,356 nonrecurring and based on each institution's performance according to metrics related to student success, affordability, and productivity. The cap on enrollment loss funding of \$2,837,084 nonrecurring ensures that no institution experiences more than a 4.5 percent decline in its student credit hour enrollment factor over the past two years, as compared to its certified budget. The General Assembly made the appropriation to the UNC System Office, Institutional Programs (BOG Reserve). The UNC System based its enrollment funding request on actual credit hours completed in arrears. (Note: The General Assembly also appropriated \$60,000,000 recurring in 2024-25 to a reserve fund for education enrollment needs.)

Table 1: 2023-24 Performance-Weighted Enrollment Change Funding

Institution	Recurring	Nonrecurring		Total
	Enrollment Change	Performance Change	Cap on Enrollment Loss	
App State	\$(1,518,851)	\$329,047	-	\$(1,189,804)
ECU	(8,366,492)	2,565,835	-	(5,800,657)
ECSU	291,781	427,592	-	719,373
FSU	(1,659,319)	239,530	-	(1,419,789)
N.C. A&T	(4,396,677)	1,629,206	-	(2,767,470)
NCCU	(2,445,568)	591,124	-	(1,854,443)
NC State	(6,583,499)	7,508,272	-	924,773
UNCA	(1,973,356)	44,206	484,639	(1,444,512)
UNC-CH	1,676,414	5,897,243	-	7,573,657
UNCC	(5,850,900)	5,699,671	-	(151,229)
UNCG	(8,307,585)	2,394,967	2,352,445	(3,560,173)
UNCP	(5,549,862)	1,481,679	-	(4,068,183)
UNCW	(2,033,965)	2,303,427	-	269,462
UNCSA	(118,925)	483,710	-	364,785
WCU	(2,515,744)	1,172,862	-	(1,342,882)
WSSU	(3,155,862)	152,985	-	(3,002,877)
NCSSM	35,991	-	-	35,991
Total	(52,472,417)	32,921,356	2,837,084	(16,713,978)

b) NC Promise Tuition Plan

Session Law 2016-94 created the NC Promise Tuition Plan, which sets tuition at \$500 per semester for residents and \$2,500 per semester for nonresidents at Elizabeth City State University, Fayetteville State University, University of North Carolina at Pembroke, and Western Carolina University. The North Carolina General Assembly implemented a “buy down” of any financial obligations resulting from the loss of tuition receipts with a \$40 million appropriation in the first year (2018-19) and \$51 million in recurring funds for the 2019-20 academic year. The General Assembly appropriated an additional \$15 million in nonrecurring funds in 2020-21, which was then appropriated on a recurring basis in 2021-22 in the 2021 Appropriations Act, for a total of \$66 million. The 2021 Appropriations Act also added Fayetteville State University to the NC Promise program beginning in 2022-23. There was an additional \$11.5 million appropriated on a recurring basis beginning in 2022-23 for the tuition buy down of FSU students and an additional \$5 million recurring in 2022-23 for enrollment growth at ECSU, UNCP, and WCU. The total appropriated for the program in 2023-24 is \$82.5 million recurring. Allocations will be further adjusted in late February based on spring census data and in April based on the prior year’s summer term enrollment.

The \$82.5 million buy down that is appropriated to offset the reduced tuition will be allocated for the 2023-24 fiscal year by the University of North Carolina System Office to ECSU, FSU, UNCP, and WCU based upon the enrollment at each institution and the difference in the tuition rate charged by the campus and the NC Promise rate.

Table 2: 2023-24 NC Promise Buy-Down Allocation

Institution	Residency	Fall 2023 FTE	Estimated Spring 2024 FTE	Buy Down Rate	Total Buy Down	Previously Allocated	Difference to be Allocated
ECSU	Resident	1,346	1,222	\$ 1,856	\$ 2,383,547	\$ 2,396,792	
	Nonresident	489	444	11,755	5,487,243	5,238,644	
	Total	1,835	1,667		7,870,791	7,635,436	235,355
FSU	Resident	4,569	4,243	1,982	8,732,671	8,667,534	
	Nonresident	526	489	9,905	5,024,699	3,908,868	
	Total	5,095	4,732		13,757,370	12,576,402	1,180,968
UNCP	Resident	4,287	3,780	2,602	10,495,289	11,050,044	
	Nonresident	522	460	10,910	5,352,878	4,488,379	
	Total	4,809	4,240		15,848,167	15,538,422	309,745
WCU	Resident	7,623	6,931	2,971	21,619,801	21,692,385	
	Nonresident	1,573	1,430	10,041	15,079,383	13,115,327	
	Total	9,196	8,361		36,699,184	34,807,712	1,891,471
Total	Resident	17,825	16,176		43,231,308	43,806,755	
	Nonresident	3,110	2,823		30,944,204	26,751,218	
	Total	20,935	18,999		74,175,511	70,557,973	3,617,539

c) Other Board-Approved Allocations

Completion Assistance Program

The General Assembly provided nonrecurring funds of \$2 million in receipts in each year of the biennium from the Escheats Fund for the Completion Assistance Programs at selected institutions. The funds will provide aid to students who are on track to graduate but at risk of dropping out because of financial shortfalls. The funds are allocated proportional to the number of in-state federal Pell Grant recipients at the selected institutions.

Table 3: FY 2023-24 Completion Assistance Program

Institution	Program Allocation (Nonrecurring)
ECSU	\$66,744
FSU	242,562
N.C. A&T	477,883
NCCU	206,353
UNCA	68,088
UNCG	528,202
UNCP	217,328
WSSU	192,840
Total	2,000,000

Athletic Department Operating Support

The General Assembly provided nonrecurring funds of \$10 million in FY 2023-24 and \$7 million in FY 2024-25 to the UNC Board of Governors to distribute equally among the selected institution athletic departments. The athletic departments of the selected institutions shall submit a plan to the president detailing the economic benefit to the institution and the service region that the athletics program provides. Upon approval of the submitted plan by the president, the funds will be allocated as shown in Table 4.

Table 4: FY 2023-24 Athletic Department Operating Support

Institution	Program Allocation (Nonrecurring)
ECSU	\$1,000,000
FSU	1,000,000
N.C. A&T	1,000,000
NCCU	1,000,000
UNCA	1,000,000
UNCG	1,000,000
UNCP	1,000,000
UNCW	1,000,000
WCU	1,000,000
WSSU	1,000,000
Total	10,000,000

Nursing Faculty – Salary Adjustments

The General Assembly appropriated \$8,511,549 in recurring funds to provide across-the-board salary increases for nursing faculty. Nursing faculty starting pay shall be increased by an additional 10 percent and other nursing faculty may receive salary increases of up to 15 percent. The funds are allocated to institutions based upon the total number of nursing student credit hours at the institution.

Table 5: FY 2023-24 Nursing Faculty Salary Adjustment

Institution	Program Allocation (Recurring)
App State	\$261,092
ECU	1,533,804
FSU	403,630
N.C. A&T	232,385
NCCU	123,750
UNC-CH	958,772
UNCC	678,315
UNCG	848,720
UNCP	224,460
UNCW	1,959,214
WCU	740,767
WSSU	546,640
Total	8,511,549

University Cancer Research Fund

The General Assembly provided recurring funding of \$43.5 million to the University Cancer Research Fund to support cancer research at UNC Health and the Lineberger Comprehensive Cancer Center. The funding replaces receipts previously budgeted from tax collections on tobacco products.

Table 6: FY 2023-24 University Cancer Research Fund

Institution	Program Allocation (Recurring)
UNC Health	\$43,500,000

Rural Health Care Stabilization Program

The General Assembly provided nonrecurring funding of \$12.5 million in each year of the biennium to the UNC Board of Governors to allocate to the Rural Health Care Stabilization Program to provide loans to eligible hospitals in rural areas experiencing financial crisis.

Table 7: FY 2023-24 Rural Health Care Stabilization Program

Institution	Program Allocation (Nonrecurring)
UNC Health	\$12,500,000

Systemwide Cybersecurity

The General Assembly appropriated recurring funding of \$2.35 million and nonrecurring funding of \$3.25 million to the UNC Board of Governors for Systemwide approach to central log management, network monitoring, endpoint detection and response, and other cybersecurity operational needs.

Table 8: FY 2023-24 Systemwide Cybersecurity

Institution	Program Allocation (Recurring)	Program Allocation (Nonrecurring)
UNC Board of Governors	\$2,350,000	\$3,250,000

Education and Workforce Training for Individuals With Disabilities

The General Assembly appropriated recurring funding of \$3 million to the UNC Board of Governors to allocate to education, training, and workforce programs at NC State University for individuals with intellectual disabilities. North Carolina Central University will adopt the program developed by NC State and receive \$3 million in recurring funding beginning in FY 2024-25.

Table 9: FY 2023-24 Education and Workforce Training for Individuals With Disabilities

Institution	Program Allocation (Recurring)
NC State	\$3,000,000

UNC Health Southeastern – Campbell University Residency Programs

The General Assembly provided nonrecurring funds of \$3 million in each year of the biennium to the UNC Board of Governors to allocate to UNC Health to support residency programs affiliated with Campbell University School of Medicine.

Table 10: FY 2023-24 Campbell University Residency Programs

Institution	Program Allocation (Nonrecurring)
UNC Health	\$3,000,000

NC New Teacher Support Program

The General Assembly provided recurring funds of \$1 million to the UNC Board of Governors to allocate to the North Carolina New Teacher Support Program at East Carolina University. The program assists beginning teachers through coaching and mentorship activities.

Table 11: FY 2023-24 NC New Teacher Support Program

Institution	Program Allocation (Recurring)
ECU	\$1,000,000

d) Allocations Delegated to the President

Compensation Increase Reserve

The General Assembly appropriated \$139,371,162 in recurring funds for 2023-24 for a four percent across-the-board salary increase and recurring funds of \$241,897,638 in 2024-25 for an additional three percent increase for UNC System employees both subject to and exempt from the State Human Resources Act (SHRA and EHRA). Although funding for compensation was appropriated directly to the UNC System budget, the allocation will be approved by the Office of State Budget and Management based on actual employee salary data as of June 30, 2023. The recurring funds will impact the employee's base salary and retirement contributions.

Faculty Retention Fund

The General Assembly appropriated \$15 million in recurring funds to support the UNC faculty recruitment and retention fund.

State Retirement Contributions – Teachers' and State Employees' Retirement System (TSERS) Members

The General Assembly appropriated \$12,236,616 in recurring funds and \$16,686,295 in nonrecurring funds in FY 2023-24 and \$15,295,770 in recurring funds in FY 2024-25 to fund the actuarially determined contribution and retiree medical premiums. The funds also provide a one-time cost of living supplement of four percent to retirees.

State Retirement Contributions – Optional Retirement Program (ORP) Members

The General Assembly appropriated \$5,500,400 in recurring funds and \$1,787,630 in nonrecurring funds to fund retiree medical premiums for members of the ORP.

State Health Plan

The General Assembly appropriated \$5,569,488 in recurring funds in FY 2023-24 and \$24,296,891 recurring in FY 2024-25 to support health benefit coverage for enrolled active employees supported by the General Fund.

UNC Laboratory Schools

The General Assembly cut the appropriation to the UNC Laboratory Schools program by \$500,000 recurring in proportion to the decrease in the number of laboratory schools in operation.

Health Care Workforce Programs Expansion – UNC Institutions

The General Assembly appropriated \$15 million in nonrecurring funds in FY 2023-24 and \$25 million in nonrecurring funds in FY 2024-25 to the UNC Board of Governors to allocate to constituent institutions to support the development and expansion of health care-related degree courses.

UNC Faculty Realignment Program

The General Assembly appropriated \$16.8 million in nonrecurring funds in FY 2023-24 to the UNC Board of Governors to implement the Faculty Realignment Program with priority given to institutions most impacted by changing enrollment patterns.

Rural Residency Medical Education and Training Fund

The General Assembly appropriated \$11.25 million in nonrecurring funds in FY 2023-24 and \$8 million recurring and \$4.25 million nonrecurring in FY 2024-25 to the UNC Board of Governors to establish the UNC System Medical Education and Training Fund. Funding provided for this purpose shall support training and residency programs associated with ECU Health, UNC Health, and UNC System constituent institution medical schools and health affairs programs.

NC Care Clinically Integrated Network

The General Assembly appropriated \$10 million in nonrecurring funds to the UNC Board of Governors to allocate to UNC Health to form a clinically integrated network (CIN) with ECU Health. Funding provided for this purpose is intended to connect UNC Health and ECU Health providers and facilities under the same CIN in support of the NC Care initiative.

Distinguished Professors Endowment Trust Fund

The General Assembly appropriated \$5 million in nonrecurring funds in both years of the biennium to the Distinguished Professors Endowment Trust Fund to address the backlog in state funds needed to match private donations to establish endowed professorships.

Information Technology Rates

The General Assembly appropriated \$67,333 in recurring funds for the increase in the Department of Information Technology (DIT) rates based on the 2023-24 approved rate. These funds were appropriated to the UNC System Office, Institutional Programs (Board Reserve), and it is recommended that the president be authorized to make further allocations.

3. Use of State Funds and Budget Flexibility

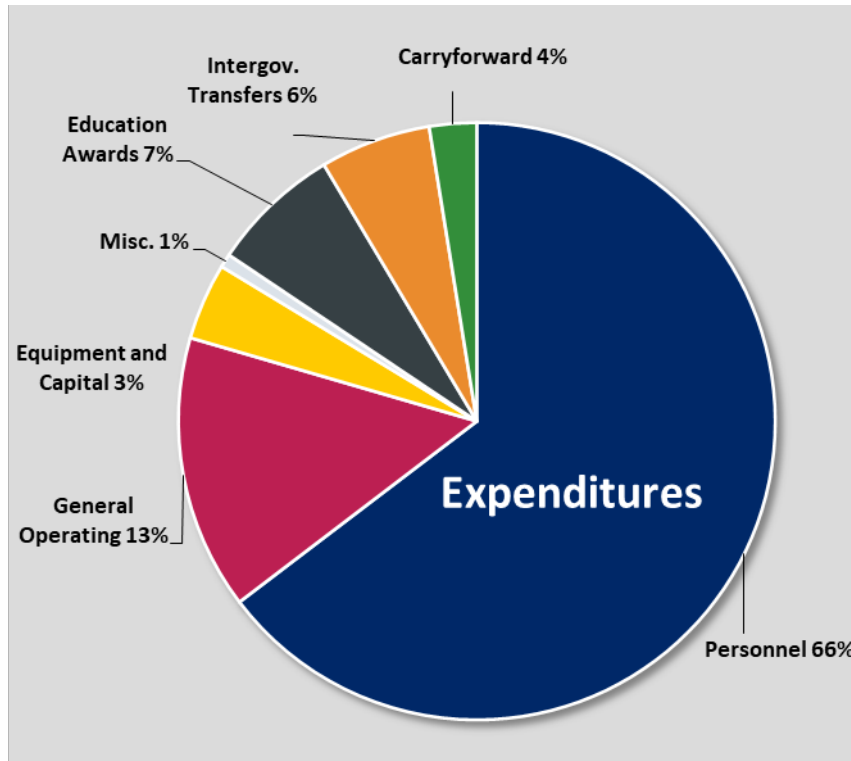
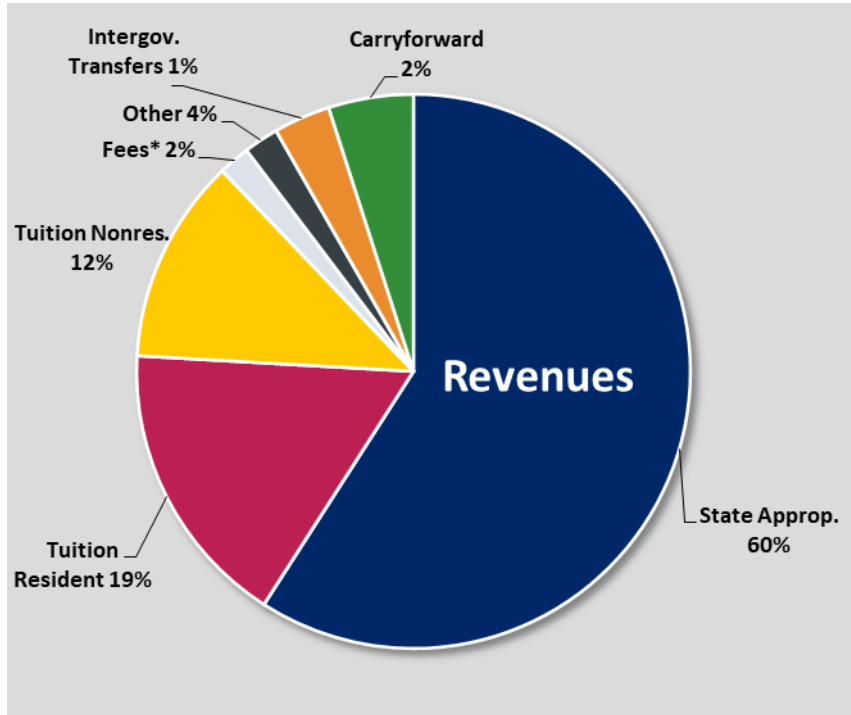
a) UNC System Budget Flexibility

UNC System institutions that are designated as special responsibility constituent institutions (SRCIs) receive appropriations in the form of a single sum to each budget code of the institution as directed by G.S. 116-30.2(a). These designated institutions are also permitted by statute to expend funds in the manner deemed by the chancellor to maintain and advance the programs and services of the institutions, consistent with the directives and policies of the Board of Governors. Currently, all UNC institutions, including the UNC System Office, are designated as SRCIs. As such, the UNC System exercises management flexibility to ensure that state funds are being used for their highest and best purpose in accordance with the policies and oversight of the UNC Board of Governors.

b) FY 2023 Sources and Uses

Most state funds in the UNC System go to support salaries and benefits for faculty and staff. This totaled approximately 66 percent of expenditures, or \$3.84 billion, in 2022-23. While funds are also required to cover the cost of utilities, supplies, and equipment, this only comprises approximately 16 percent of total expenditures across the System.

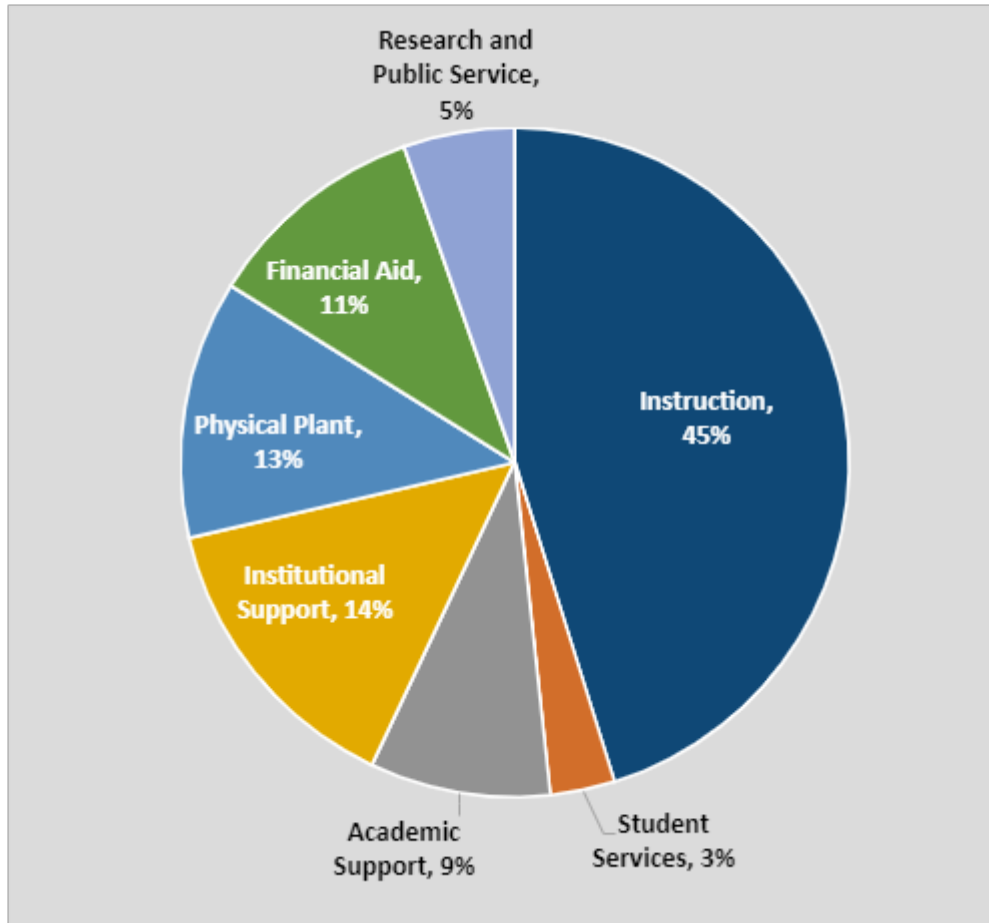
Chart 1: FY 2023 Sources and Uses of State Funds



c) FY 2023 Uses of State Funds by Activity

When expenses are categorized by activity, just under 50 percent is used to support direct instructional costs and student services, and five percent of funding covers research and public service. While research is core to the mission of many of our universities, most of the expenses related to research activities are not included in the General Fund.

Chart 2: FY 2023 Uses of State Funds by Activity



d) FY 2023 Annual Change in General Fund Revenues and Expenditures

Table 12 below shows how General Fund expenditures and revenues changed from FY 2021-22 to FY 2022-23. The biggest increases in expenditure were personnel and general operating expenses. State appropriation and carryforward were the biggest increases for revenues. A five-year history of expenditures and revenues for each institution is available in Appendix A.

Table 12: FY 2021-22 to FY 2022-23 Annual Change in General Fund Expenditures and Revenues

Expenditures	FY 2021-22	FY 2022-23	Change	
Personnel	\$3,578,028,000	\$3,839,686,326	\$261,658,326	7.3%
<i>Salaries</i>	2,733,320,337	2,905,884,995	172,564,658	6.3%
<i>Benefits</i>	844,707,663	933,801,331	89,093,668	10.5%
General Operating	737,773,316	882,555,069	144,781,753	19.6%
Equipment and Capital	178,774,804	247,252,738	68,477,934	38.3%
Miscellaneous	38,165,261	43,460,135	5,294,874	13.9%
Education Awards	397,176,159	418,031,721	20,855,562	5.3%
Intragovernmental Transfers	308,996,100	356,587,445	47,591,345	15.4%
Carryforward to Next Year	203,414,690	151,935,238	(51,479,452)	(25.3%)
Total Expenditures	5,442,328,330	5,939,508,672	497,180,342	9.1%
Revenues	FY 2021-22	FY 2022-23	Change	
State Appropriation	\$3,267,508,795	\$3,509,468,826	\$ 241,960,031	7.4%
Tuition Resident	1,018,567,433	998,549,566	(20,017,867)	(2.0%)
Tuition Nonresident	649,893,161	711,199,263	61,306,102	9.4%
Fees*	103,132,296	108,242,598	5,110,302	5.0%
Other	139,309,090	121,248,569	(18,060,521)	(13.0%)
Intragovernmental Transfers	161,817,222	196,137,602	34,320,380	21.2%
Carryforward From Prior Year	102,100,333	294,662,247	192,561,914	188.6%
Total Revenues	5,442,328,330	5,939,508,672	497,180,342	9.1%

* S.L. 2012-142, Section 9.9, permitted all student fees to be budgeted in Institutional Trust Funds, rather than the General Fund.

4. UNC System Faculty and Staff

The UNC System employs approximately 47,000 full-time employees. UNC employees can be broadly broken down into two categories: faculty and staff employees. All faculty employees are exempt from the State Human Resources Act (EHRA) while staff employees can be subject to the State Human Resources Act (SHRA) or exempt from the State Human Resources Act (EHRA). The table below provides more information on the categorization of employees by institution.

Table 13: Fall 2022 Total Permanent Full-Time Employees

Institution	Faculty	SHRA Staff	EHRA Staff	Total
App State	1,054	1,267	668	2,989
ECU	1,597	2,770	872	5,239
ECSU	98	153	108	359
FSU	252	342	182	776
N.C. A&T	462	715	345	1,522
NCCU	372	452	285	1,109
NC State	1,969	4,309	2,532	8,810
UNCA	229	260	167	656
UNC-CH	4,100	6,243	2,893	13,236
UNCC	1,126	1,693	728	3,547
UNCG	871	967	708	2,546
UNCP	312	381	185	878
UNCSA	133	231	103	467
UNCW	770	993	445	2,208
WCU	563	689	332	1,584
WSSU	256	363	150	769
Total	14,164	21,828	10,703	46,695

The following two tables show the percentage of faculty on tenure track by institution and the average faculty salary by institution. A more detailed breakdown of faculty salaries is available in Appendix B.

Table 14: Fall 2022 Faculty Tenure Track Percentage

Institution	Tenure Track Percentage	Non-Tenure Track Percentage
App State	70.1%	29.9%
ECU	58.5%	41.5%
ECSU	79.6%	20.4%
FSU	70.3%	29.7%
N.C. A&T	85.7%	14.3%
NCCU	67.7%	32.3%
NC State	71.6%	28.4%
UNCA	72.1%	27.9%
UNC-CH	44.3%	55.7%
UNCC	66.9%	33.1%
UNCG	64.9%	35.1%
UNCP	73.7%	26.3%
UNCW	73.4%	26.6%
WCU	66.3%	33.7%
WSSU	77.0%	23.0%
Average	69.5%	30.5%

Table 15: Fall 2022 Average UNC System Faculty Salary

Institution	Number of Faculty	25 th Percentile	Median	75 th Percentile	Mean
App State	1,004	\$63,364	\$78,026	\$94,943	\$82,820
ECU	1,549	73,000	93,150	158,350	131,014
ECSU	87	65,723	72,595	85,000	75,329
FSU	230	70,851	78,582	98,000	86,994
N.C. A&T	433	73,319	87,425	114,138	96,253
NCCU	353	68,957	78,993	95,793	84,533
NC State	1,898	90,174	114,822	142,157	121,102
UNCA	213	68,606	79,199	91,231	79,700
UNC-CH	3,907	100,342	151,900	226,000	177,846
UNCC	1,071	76,692	91,494	112,081	100,515
UNCG	820	66,771	79,057	97,262	85,597
UNCP	312	62,131	72,372	85,097	76,410
UNCSA	115	72,140	77,925	83,004	78,993
UNCW	742	67,143	76,774	98,325	85,925
WCU	548	62,422	72,450	93,016	80,276
WSSU	240	70,468	80,487	94,262	85,056
Total	13,522	74,261	96,395	142,157	123,116

Note: Includes base salary and supplemental pay of full-time employees, who have a primary SOC code of 251000 and are EHRA Faculty. Adjuncts, postdoctoral employees, and graduate assistants are excluded.

5. 2023-24 Tuition and Fee Rates

2023-24 Tuition Rates

In accordance with legislative and UNC System Office guidelines, institutions submitted tuition and fee proposals for 2023-24. At the recommendation of the president, all universities kept their undergraduate resident tuition rate flat for the seventh year. Undergraduate resident tuition has been unchanged since the 2017-18 academic year (except for the implementation of the NC Promise program). Eight universities proposed increases to their undergraduate nonresident tuition rates. Seven of those universities proposed increases that impact resident graduates and all nonresident students (Appalachian State University, North Carolina Agricultural and Technical State University, North Carolina State University, University of North Carolina at Charlotte, University of North Carolina at Greensboro, University of North Carolina Wilmington, and University of North Carolina School of the Arts). UNCISA's proposal included nonresident high school students. UNC-Chapel Hill proposed an increase that only impacted the nonresident undergraduate rate. Western Carolina University proposed an increase that only impacted graduate rates (for residents and nonresidents). Additionally, nine universities proposed graduate professional school tuition increases for 2023-24.

The Board of Governors authorized the 2023-24 tuition rates at its February 2023 meeting. More information on the Board's [Authorization of 2023-24 Tuition Rates](#) is available on the Board website. More information on the Board's tuition policies is available in [The UNC Policy Manual - Policy on Tuition](#). More information on the [NC Promise](#) Tuition Plan and [Fixed Tuition Program](#) are available on the UNC System's website.

2023-24 Fee Rates

In accordance with legislative and UNC System Office guidelines, institutions submitted fee proposals for 2023-24. The tuition and fee instructions allowed institutions to propose fee increases for limited, dedicated purposes. Fees cannot be used to defray the cost of general academic and administrative operations of campuses, including academic programs and faculty and administrative salaries and benefits. Additionally, the Board of Governors considered increases to mandatory fees subject to the 3% statutory cap that were intended to defray the impacts of inflationary costs.

Thirteen institutions proposed increases to their mandatory fees, including the athletics, health services, student activities, educational and technology, and debt service fees. Additionally, North Carolina State University proposed a decrease to its debt service fee due to the planned expiration of debt related to the Carmichael Complex.

Six institutions proposed fee increases to special fees for specific programs. App State proposed a new Veterinary Technology fee for a new academic program. ECU requested an increase in its Dental Materials fee. UNCG proposed a new education micro-course fee for a new course type. UNCISA requested increases to six program-based fees. UNCW proposed a new program fee for its Master of Integrated Marketing Communication. The university also requested modifications for its EMBA program that are intended to grant better transparency to students. The modifications are cost-neutral for students who select the domestic residency program and are an increase for students who select the international residency program. WCU requested an increase to its engineering fee.

The Board of Governors authorized the 2023-24 fee rates at its February 2023 meeting. More information on the Board's [Authorization of 2023-24 Fee Rates](#) is available on the Board's website. More information on the Board's fee policies is available in [The UNC Policy Manual - Policy on Student Fees](#).

Table 16: 2023-24 Resident Undergraduate Tuition and Fee Rates

Institution	2022-23 Approved Rates				Approved 2023-24 Changes					
	Tuition	Mandatory Fees*	Debt Service	Total Tuition and Fees	Tuition	Mandatory Fees	Debt Service	Total Changes	Total Tuition and Fees	% Incr.
NC State	\$6,535.00	\$1,885.25	\$499.00	\$8,919.25	\$0.00	\$0.00	-\$23.00	-\$23.00	\$8,896.25	(0.3%)
UNC-CH	7,019.00	1,586.61	146.85	8,752.46	0.00	0.00	0.00	0.00	8,752.46	0.0%
ECU	4,452.00	2,258.00	445.00	7,155.00	0.00	16.00	0.00	16.00	7,171.00	0.2%
N.C. A&T	3,540.00	2,484.31	588.00	6,612.31	0.00	14.00	0.00	14.00	6,626.31	0.2%
UNCC	3,812.00	2,492.00	720.00	7,024.00	0.00	0.00	0.00	0.00	7,024.00	0.0%
UNCG	4,422.00	2,251.00	707.00	7,380.00	0.00	88.00	0.00	88.00	7,468.00	1.2%
UNCW	4,443.00	2,315.51	376.00	7,134.51	0.00	79.43	0.00	79.43	7,213.94	1.1%
App State	4,242.00	2,414.00	634.00	7,290.00	0.00	91.00	0.00	91.00	7,381.00	1.2%
FSU	1,000.00	2,128.00	335.00	3,463.00	0.00	62.00	0.00	62.00	3,525.00	1.8%
NCCU	3,728.00	2,165.21	570.00	6,463.21	0.00	80.00	0.00	80.00	6,543.21	1.2%
UNCP	1,000.00	2,289.76	206.00	3,495.76	0.00	0.00	74.84	74.84	3,570.60	2.1%
WCU	1,000.00	2,465.00	523.00	3,988.00	0.00	75.00	0.00	75.00	4,063.00	1.9%
WSSU	3,401.00	2,143.16	423.00	5,967.16	0.00	76.98	0.00	76.98	6,044.14	1.3%
UNCA	4,122.00	2,699.00	394.00	7,215.00	0.00	78.00	0.00	78.00	7,293.00	1.1%
ECSU	1,000.00	2,357.00	0.00	3,357.00	0.00	35.00	0.00	35.00	3,392.00	1.0%
UNCSA**	6,497.00	2,445.00	0.00	8,942.00	0.00	65.00	0.00	65.00	9,007.00	0.7%
Average	3,763.31	2,273.68	410.43	6,447.42	0.00	47.53	3.24	50.77	6,498.18	0.8%

*Mandatory Fees includes a \$10 sustainability fee for WCU and a \$1 ASG fee for all campuses.

** UNCSA does not include High School

Table 17: 2023-24 Nonresident Undergraduate Tuition and Fee Rates

Institution	2022-23 Approved Rates				Approved 2023-24 Changes					
	Tuition	Mandatory Fees	Debt Service	Total Tuition and Fees	Tuition	Mandatory Fees	Debt Service	Total Changes	Total Tuition and Fees	% Incr.
NC State	\$28,276.00	\$1,885.25	\$499.00	\$30,660.25	\$1,131.00	\$0.00	(23.00)	\$1,108.00	\$31,768.25	3.6%
UNC-CH	35,580.00	1,586.61	146.85	37,313.46	1,780.00	0.00	0.00	1,780.00	39,093.46	4.8%
ECU	20,729.00	2,258.00	445.00	23,432.00	0.00	16.00	0.00	16.00	23,448.00	0.1%
N.C. A&T	17,050.00	2,484.31	588.00	20,122.31	150.00	14.00	0.00	164.00	20,286.31	0.8%
UNCC	17,936.00	2,492.00	720.00	21,148.00	538.00	0.00	0.00	538.00	21,686.00	2.5%
UNCG	19,581.00	2,251.00	707.00	22,539.00	587.00	88.00	0.00	675.00	23,214.00	3.0%
UNCW	19,063.00	2,315.51	376.00	21,754.51	1,048.00	79.43	0.00	1,127.43	22,881.94	5.2%
App State	20,246.00	2,414.00	634.00	23,294.00	992.00	91.00	0.00	1,083.00	24,377.00	4.6%
FSU	5,000.00	2,128.00	335.00	7,463.00	0.00	62.00	0.00	62.00	7,525.00	0.8%
NCCU	16,764.00	2,165.21	570.00	19,499.21	0.00	80.00	0.00	80.00	19,579.21	0.4%
UNCP	5,000.00	2,289.76	206.00	7,495.76	0.00	0.00	74.84	74.84	7,570.60	1.0%
WCU	5,000.00	2,465.00	523.00	7,988.00	0.00	75.00	0.00	75.00	8,063.00	0.9%
WSSU	14,057.44	2,143.16	423.00	16,623.60	0.00	76.98	0.00	76.98	16,700.58	0.5%
UNCA	21,470.00	2,699.00	394.00	24,563.00	0.00	78.00	0.00	78.00	24,641.00	0.3%
ECSU	5,000.00	2,357.00	0.00	7,357.00	0.00	35.00	0.00	35.00	7,392.00	0.5%
UNCSA	23,731.00	2,445.00	0.00	26,176.00	500.00	65.00	0.00	565.00	26,741.00	2.2%
Average	17,155.22	2,273.68	410.43	19,839.32	420.38	47.53	3.24	471.14	20,310.46	2.4%

*Mandatory Fees includes a \$10 sustainability fee for WCU and a \$1 ASG fee for all campuses.

Table 18: 2023-24 Resident Graduate Tuition and Fee Rates

Institution	2022-23 Approved Rates				Approved 2023-24 Changes					
	Tuition	Mandatory Fees	Debt Service	Total Tuition and Fees	Tuition	Mandatory Fees	Debt Service	Total Changes	Total Tuition and Fees	% Incr.
NC State	\$9,095.00	\$1,885.25	\$499.00	\$11,479.25	\$364.00	\$0.00	(23.00)	\$341.00	\$11,820.25	3.0%
UNC-CH	10,552.00	1,564.63	146.85	12,263.48	0.00	0.00	0.00	0.00	12,263.48	0.0%
ECU	4,749.00	2,258.00	445.00	7,452.00	0.00	16.00	0.00	16.00	7,468.00	0.2%
N.C. A&T	4,745.00	2,484.31	588.00	7,817.31	150.00	14.00	0.00	164.00	7,981.31	2.1%
UNCC	4,337.00	2,492.00	720.00	7,549.00	130.00	0.00	0.00	130.00	7,679.00	1.7%
UNCG	5,219.00	2,251.00	707.00	8,177.00	156.00	88.00	0.00	244.00	8,421.00	3.0%
UNCW	4,719.00	2,315.51	376.00	7,410.51	260.00	79.43	0.00	339.43	7,749.94	4.6%
App State	4,839.00	2,414.00	634.00	7,887.00	242.00	91.00	0.00	333.00	8,220.00	4.2%
FSU	3,437.97	2,128.00	335.00	5,900.97	0.00	62.00	0.00	62.00	5,962.97	1.1%
NCCU	4,740.00	2,090.61	570.00	7,400.61	0.00	80.00	0.00	80.00	7,480.61	1.1%
UNCP	4,280.00	2,289.76	206.00	6,775.76	0.00	0.00	74.84	74.84	6,850.60	1.1%
WCU	4,435.00	2,465.00	523.00	7,423.00	133.00	75.00	0.00	208.00	7,631.00	2.8%
WSSU	3,872.00	2,143.16	423.00	6,438.16	0.00	76.98	0.00	76.98	6,515.14	1.2%
UNCA	4,914.00	2,699.00	394.00	8,007.00	0.00	78.00	0.00	78.00	8,085.00	1.0%
ECSU	3,375.43	2,357.00	0.00	5,732.43	0.00	35.00	0.00	35.00	5,767.43	0.6%
UNCSA**	9,196.00	2,445.00	0.00	11,641.00	500.00	65.00	0.00	565.00	12,206.00	4.9%
Average	5,406.59	2,267.64	410.43	8,084.66	120.94	47.53	3.24	171.70	8,256.36	2.1%

*Mandatory Fees includes a \$10 sustainability fee for WCU and a \$1 ASG fee for all campuses.

** UNCSA does not include High School

Table 19: 2023-24 Nonresident Graduate Tuition and Fee Rates

Institution	2022-23 Approved Rates				Approved 2023-24 Changes					
	Tuition	Mandatory Fees	Debt Service	Total Tuition and Fees	Tuition	Mandatory Fees	Debt Service	Total Changes	Total Tuition and Fees	% Incr.
NC State	\$28,276.00	\$1,885.25	\$499.00	\$30,660.25	\$1,131.00	\$0.00	(23.00)	\$1,108.00	\$31,768.25	3.6%
UNC-CH	35,580.00	1,586.61	146.85	37,313.46	1,780.00	0.00	0.00	1,780.00	39,093.46	4.8%
ECU	20,729.00	2,258.00	445.00	23,432.00	0.00	16.00	0.00	16.00	23,448.00	0.1%
N.C. A&T	17,050.00	2,484.31	588.00	20,122.31	150.00	14.00	0.00	164.00	20,286.31	0.8%
UNCC	17,936.00	2,492.00	720.00	21,148.00	538.00	0.00	0.00	538.00	21,686.00	2.5%
UNCG	19,581.00	2,251.00	707.00	22,539.00	587.00	88.00	0.00	675.00	23,214.00	3.0%
UNCW	19,063.00	2,315.51	376.00	21,754.51	1,048.00	79.43	0.00	1,127.43	22,881.94	5.2%
App State	20,246.00	2,414.00	634.00	23,294.00	992.00	91.00	0.00	1,083.00	24,377.00	4.6%
FSU	5,000.00	2,128.00	335.00	7,463.00	0.00	62.00	0.00	62.00	7,525.00	0.8%
NCCU	16,764.00	2,165.21	570.00	19,499.21	0.00	80.00	0.00	80.00	19,579.21	0.4%
UNCP	5,000.00	2,289.76	206.00	7,495.76	0.00	0.00	74.84	74.84	7,570.60	1.0%
WCU	5,000.00	2,465.00	523.00	7,988.00	0.00	75.00	0.00	75.00	8,063.00	0.9%
WSSU	14,057.44	2,143.16	423.00	16,623.60	0.00	76.98	0.00	76.98	16,700.58	0.5%
UNCA	21,470.00	2,699.00	394.00	24,563.00	0.00	78.00	0.00	78.00	24,641.00	0.3%
ECSU	5,000.00	2,357.00	0.00	7,357.00	0.00	35.00	0.00	35.00	7,392.00	0.5%
UNCSA	23,731.00	2,445.00	0.00	26,176.00	500.00	65.00	0.00	565.00	26,741.00	2.2%
Average	17,155.22	2,273.68	410.43	19,839.32	420.38	47.53	3.24	471.14	20,310.46	2.4%

*Mandatory Fees includes a \$10 sustainability fee for WCU and a \$1 ASG fee for all campuses.

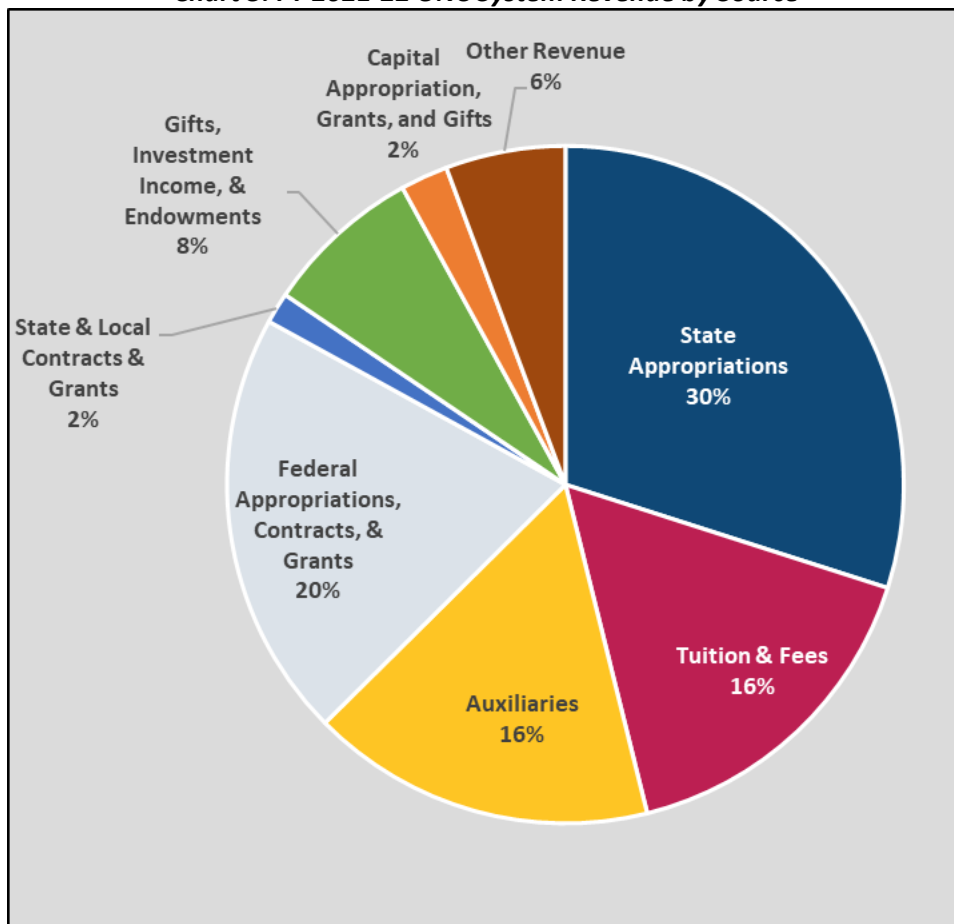
6. Availability of Federal Funds

The UNC System normally receives two primary sources of federal funding — operating revenue to support research through sponsored program awards, and nonoperating revenues to support student financial aid through programs like the Pell Grant. The UNC System received almost \$2.4 billion in revenue from federal funding in FY 2021-22, just over \$1.2 billion related to contracts and grants and \$1.1 billion in nonoperating awards.

These funds are important sources of revenue to support groundbreaking research and innovation in the state as well as to allow low-income students the opportunity to attend our institutions using federal financial aid.

a) FY 2021-22 UNC System Revenue by Source

Chart 3: FY 2021-22 UNC System Revenue by Source



b) FY 2022-23 Federal Revenue by Campus

Table 20: FY 2022-23 Federal Revenue by Campus

Institution	Federal Operating Revenues (Grants, Contracts, and Appropriations)	Federal Nonoperating Revenues (Student Financial Aid and Higher Education Emergency Relief Funding)
App State	\$ 9,089,309	\$ 35,812,631
ECU	46,145,994	53,751,728
ECSU	173,502	18,123,957
FSU	332,179	49,102,515
N.C. A&T	45,188,106	107,066,759
NCCU	14,479,034	61,938,690
NC State	232,526,762	81,262,354
UNCA	2,746,529	11,873,873
UNC-CH	907,955,578	38,673,566
UNCC	46,187,328	53,351,171
UNCG	43,905,239	71,785,269
UNCP	–	23,567,390
UNCW	10,201,842	20,327,927
UNCSA	5,420	1,695,196
WCU	6,236,409	27,696,027
WSSU	–	49,713,236
NCSSM	–	–
System Office	–	21,619,253
Total	1,365,173,231	727,361,542

Note: Federal revenue comes from the Finance Data Mart

7. Sources of Non-State Revenues

Section 116-36.1 of the North Carolina General Statutes provides for institutions to maintain trust funds to supplement state appropriations and to enlarge areas of service so they may become useful to a greater number of people. Primary sources of revenue deposited into the trust funds are generated from student fees, student auxiliary enterprises, and other institutional sales and services. The following three tables show revenue from these primary sources.

a) FY 23 Mandatory Fee Revenue

Table 21: FY 2022-23 Mandatory Student Fee Revenue

Institution	Athletics Fees	Campus Security	Debt Service	Education & Technology	Health Services	Student Activities
App State	\$ 13,837,846	\$ 1,261,743	\$ 11,205,498	\$ 12,143,334	\$ 6,954,736	\$ 12,105,535
ECU	15,634,149	1,447,889	9,000,254	10,376,709	6,454,017	14,198,393
ECSU	1,533,004	161,675	–	676,620	1,289,467	1,258,466
FSU	3,292,535	365,183	1,324,741	2,419,107	1,141,329	2,240,673
N.C. A&T	10,141,401	763,612	6,120,895	5,825,192	6,699,477	9,549,908
NCCU	4,770,583	332,448	2,817,529	2,769,487	1,723,692	1,326,893
NC State	7,128,220	2,006,969	16,800,737	14,745,837	13,915,474	20,134,001
UNCA	2,285,254	166,291	1,021,165	1,479,629	1,064,000	2,142,819
UNC-CH	7,921,836	1,730,364	4,355,419	13,542,575	12,554,364	7,814,749
UNCC	21,251,676	1,634,969	18,836,289	18,451,779	8,895,432	16,954,355
UNCG	9,554,023	899,783	8,662,034	7,176,944	4,388,074	7,069,482
UNCP	3,205,963	381,752	833,805	4,028,451	859,399	2,768,319
UNCW	9,805,477	950,241	4,595,565	7,599,870	3,212,123	9,059,816
UNCSA	–	78,737	–	1,024,923	1,156,229	977,686
WCU	7,248,960	593,491	191,276	5,810,503	3,094,899	6,368,463
WSSU	3,522,643	247,100	2,004,217	1,962,770	1,661,485	2,886,849
Total	121,133,570	13,022,247	87,769,424	110,033,730	75,064,197	116,856,407

Mandatory Student Fee revenue comes from the Finance Data Mart.

b) **FY 23 Student Auxiliary Revenue**

Table 22: FY 2022-23 Student Auxiliary Revenue

Institution	Residential Life	Student Dining	Health Services
Appalachian State University	\$ 29,251,789	\$ 26,596,501	\$ 1,315,040
East Carolina University	30,962,682	23,825,928	1,302,918
Elizabeth City State University	6,834,635	3,575,835	52,011
Fayetteville State University	8,923,876	5,969,145	2,976
N.C. A&T State University	37,041,580	22,636,527	–
NC Central University	13,319,940	15,114,595	547,836
NC State University	67,549,370	41,580,544	5,040,521
UNC Asheville	9,261,267	4,983,479	46,624
UNC-Chapel Hill	63,957,756	38,546,080	7,435,102
UNC Charlotte	56,471,233	24,131,147	1,723,867
UNC Greensboro	36,577,736	17,916,465	900,944
UNC Pembroke	8,755,529	4,799,274	1,331,332
UNC Wilmington	25,415,488	19,443,301	288,353
UNC School of the Arts	5,926,133	2,738,583	102,465
Western Carolina University	23,062,648	19,203,669	661,020
Winston-Salem State University	17,643,461	10,196,893	197,157

Student Auxiliary revenue comes from the Finance Data Mart

c) **FY 23 Sales and Services Revenue**

Table 23: FY 2022-23 Sales and Services Revenue

Institution	Athletics	Comm. & Data Processing	Food & Vending	Independent Operations	Maintenance & Repair	Parking	Other Sales & Services	Patient Services, Net
App State	\$ 16,748,564	\$ 555,416	\$ 1,579,226	\$ 22,986,434	–	\$ 7,059,066	\$ 24,271,185	–
ECU	28,371,809	2,137,195	1,302,223	–	44,355	4,347,350	16,425,996	244,760,059
ECSU	237,111	401	41,026	–	–	177,980	1,633,726	–
FSU	382,396	13,515	82,455	–	278,738	346,942	5,407,258	–
N.C. A&T	4,974,872	–	803,190	–	–	2,023,817	8,751,534	–
NCCU	3,558,465	91,395	1,052,318	–	327,845	1,084,929	3,188,940	–
NC State	81,411,246	28,735,550	17,802,310	–	21,820,334	13,930,717	65,323,567	–
UNCA	1,039,333	1,180	8,756	–	–	821,799	1,556,945	–
UNC-CH	100,528,013	1,470,430	85,132	–	28,371,809	28,733,018	116,811,912	787,430,525
UNCC	7,272,012	1,328,330	617,275	–	–	11,116,612	14,624,210	–
UNCG	1,666,540	74,126	1,135,537	–	2,665	5,184,066	11,147,270	–
UNCP	742,163	136,788	85,566	–	30,873	446,672	922,210	–
UNCW	2,531,613	222,885	1,977,248	–	–	4,273,312	12,559,267	–
UNCSA	–	8,027	7,639	–	–	41,526	2,689,631	–
WCU	2,035,533	280,047	219,000	–	–	2,365,608	12,554,108	–
WSSU	858,846	1,090	–	–	523,193	1,007,167	381,384	–
Total	252,358,516	35,056,376	26,798,901	22,986,434	23,933,467	82,960,579	298,249,145	1,032,190,585

Sales and Services revenue comes from the Finance Data Mart.

d) FY 23 Facilities and Administrative (F&A)

Recognizing that research carries necessary administrative, facilities, and other expenses above and beyond the direct costs of the project, federal agencies include in research grants and contracts a portion of funds to help offset these related costs — commonly called "indirect costs," "overhead receipts," or "facilities and administrative (F&A) receipts." Examples of F&A costs include lab infrastructure, research data networks, grants management staff, building maintenance, and hazardous waste disposal.

In 2022-23, the UNC System earned a total of \$374 million in facilities and administrative receipts and expended a total of \$299.6 million of these receipts to support costs associated with maintaining an environment conducive to conducting research and scholarly advancement and ensuring competitiveness for attracting additional research funds. It is important to note that F&A receipts and expenditures for a given year are often not the same due to timing differences between receipts and expenditures and planning F&A receipt-supported projects. UNC System institutions also expended \$47 million of F&A receipts to operate or maintain facilities constructed with or operated by general fund appropriations as shown in Table 26.

i. F&A Receipts

Table 24: FY 2022-23 Facilities and Administrative Receipts

Institution	Federal	State	Other	Total Receipts
Appalachian State University	\$ 1,705,242	\$ 139,057	\$ 370,918	\$ 2,215,217
East Carolina University	9,531,595	498,905	2,167,725	12,198,225
Elizabeth City State University	440,811	–	27,335	468,146
Fayetteville State University	950,570	16,760	65,521	1,032,851
N.C. A&T State University	7,131,009	69,933	113,855	7,314,797
NC Central University	3,913,876	153,028	191,778	4,258,682
NC State University	42,114,879	6,164,310	22,963,200	71,242,389
UNC Asheville	551,323	50,397	109,292	711,012
UNC-Chapel Hill	217,557,371	2,489,032	24,298,972	244,345,375
UNC Charlotte	10,015,389	235,023	1,051,580	11,301,992
UNC Greensboro	14,013,274	–	–	14,013,274
UNC Pembroke	808,164	–	188	808,352
UNC Wilmington	1,899,600	232,409	185,426	2,317,435
Western Carolina University	525,165	77,052	96,780	698,997
Winston-Salem State University	672,982	864	14,817	688,663
NC School of Science & Mathematics	–	–	–	–
UNC System Office	284,836	3,042	112,770	400,648
Total	312,116,086	10,129,812	51,770,157	374,016,055

ii. F&A Expenditures

Table 25: FY 2022-23 Facilities and Administrative Expenditures

Institution	Community Services	General Academic Support	Institutional Support	Libraries	Multi-Activity	NC State Veterinary Medicine	Organized Research
App State	\$ -	\$ 1,340,067	\$ 11,926	\$ -	\$ -	\$ -	\$ 37,864
ECU	-	3,763	664,749	-	-	-	5,357,850
ECSU	-	65,024	1,040,944	-	-	-	-
FSU	100,825	296,575	33,754	-	-	-	198,164
N.C. A&T	2,711	2,938,863	554,616	-	-	-	623,341
NCCU	-	-	-	-	-	-	3,318,117
NC State	232,651	2,129,937	23,053,559	2,908,505	-	1,729,909	17,787,142
UNCA	-	-	213,168	-	-	-	-
UNC-CH	19,645	29,766,930	65,852,953	5,233,702	4,157,785	-	69,322,003
UNCC	-	4,133,009	-	-	-	-	-
UNCG	-	2,723,573	938,949	-	-	-	-
UNCP	19,075	718,237	961,903	-	-	-	-
UNCW	-	-	-	-	-	-	950,563
WCU	5,527	1,469	44,787	-	254,682	-	6,716
WSSU	5,918	60,561	-	-	-	-	1,500
NCSM	-	-	-	-	-	-	-
System Office	-	-	228,456	-	-	-	-
Total	386,352	44,178,008	93,599,764	8,142,207	4,412,467	1,729,909	97,603,260

Institution	Physical Plant	Regular Term Instruction	School of Government	Student Financial Aid	Student Services	Total Expenses
App State	\$ -	\$ -	\$ -	\$ -	\$ -	\$ 1,389,857
ECU	-	-	-	-	-	6,026,362
ECSU	-	-	-	-	-	1,105,968
FSU	-	46,100	-	-	4,708	680,126
N.C. A&T	-	110	-	-	-	4,119,641
NCCU	-	-	-	-	-	3,318,117
NC State	5,831,996	6,841,635	-	108,000	412,147	61,035,481
UNCA	-	193,798	-	-	-	406,966
UNC-CH	4,124,501	30,640,662	124,722	90,064	896,420	210,229,387
UNCC	-	-	-	-	-	4,133,009
UNCG	24,872	-	-	-	-	3,687,394
UNCP	-	47,234	-	-	-	1,746,449
UNCW	-	-	-	-	-	950,563
WCU	-	113,387	-	-	-	426,568
WSSU	-	25,959	-	-	22,486	116,424
NCSM	-	-	-	-	-	-
System Office	-	-	-	-	-	228,456
Total	9,981,369	37,908,885	124,722	198,064	1,335,761	299,600,768

iii. **Qualified F&A Facilities Expenditures**

Table 26: FY 2022-23 Qualified Facilities Expenditures

Institution	Total
Appalachian State University	\$ 10,420
East Carolina University	—
Elizabeth City State University	—
Fayetteville State University	—
N.C. A&T State University	—
NC Central University	386,501
NC State University	13,550,086
UNC Asheville	34,500
UNC-Chapel Hill	29,647,782
UNC Charlotte	2,955,780
UNC Greensboro	34,811
UNC Pembroke	—
UNC Wilmington	—
Western Carolina University	—
Winston-Salem State University	—
NC School of Science & Mathematics	—
UNC System Office	—
Total	46,619,880

Note: Qualified Facilities Expenditures refer to the sum of facilities and administrative fees and overhead receipts collected or expended by each constituent institution for maintenance and operation of facilities that were constructed with or at any time operated by funds from the General Fund.

8. Composition of Student Enrollment

The total headcount enrollment across the UNC System was 242,771 for Fall 2023, which is up about one percent from Fall 2022. Headcount enrollment is a count of the number of students at each institution and does not differentiate between full-time and part-time students. Full-time equivalent enrollment (FTE) is a separate enrollment measure that considers the number of credit hours taken by students. Ten institutions saw increased headcounts from Fall 2022 and six institutions had a decrease. App State, ECSU, FSU, N.C. A&T, NC State, and UNC-Chapel Hill had record high enrollments.

The following eight tables provide information on the composition of student enrollment at UNC System institutions. More information on enrollment can be found in the UNC System’s [Interactive Enrollment Dashboards](#).

Table 27: Fall 2023 Headcount Enrollment

Institution	High School	Undergraduate		Graduate		Total
Appalachian State University	—	19,405	91%	1,848	9%	21,253
East Carolina University	—	21,328	80%	5,457	20%	26,785
Elizabeth City State University	—	2,048	95%	117	5%	2,165
Fayetteville State University	—	5,845	85%	1,002	15%	6,847
N.C. A&T State University	—	12,216	88%	1,669	12%	13,885
NC Central University	—	5,973	75%	1,992	25%	7,965
NC State University	—	27,323	73%	10,000	27%	37,323
UNC Asheville	—	2,907	99%	18	1%	2,925
UNC-Chapel Hill	—	20,681	64%	11,553	36%	32,234
UNC Charlotte	—	23,981	79%	6,317	21%	30,298
UNC Greensboro	—	14,156	80%	3,587	20%	17,743
UNC Pembroke	—	5,485	72%	2,145	28%	7,630
UNC Wilmington	—	14,494	81%	3,493	19%	17,987
UNC School of the Arts	253	902	68%	172	13%	1,327
Western Carolina University	—	10,009	86%	1,619	14%	11,628
Winston-Salem State University	—	4,260	89%	516	11%	4,776
UNC System	253	191,013	79%	51,505	21%	242,771

Table 28: Fall 2023 Full-Time Equivalent Enrollment

Institution	High School	Undergraduate		Graduate		Total
Appalachian State University	—	18,858	93%	1,498	7%	20,356
East Carolina University	—	19,102	81%	4,499	19%	23,602
Elizabeth City State University	—	1,835	95%	92	5%	1,927
Fayetteville State University	—	5,095	87%	791	13%	5,886
N.C. A&T State University	—	11,660	90%	1,352	10%	13,012
NC Central University	—	5,483	75%	1,781	25%	7,264
NC State University	—	26,074	76%	8,095	24%	34,169
UNC Asheville	—	2,703	99%	18	1%	2,721
UNC-Chapel Hill	—	20,296	67%	9,831	33%	30,127
UNC Charlotte	—	22,639	82%	5,091	18%	27,730
UNC Greensboro	—	13,142	82%	2,847	18%	15,988
UNC Pembroke	—	4,802	74%	1,675	26%	6,478
UNC Wilmington	—	13,564	83%	2,721	17%	16,285
UNC School of the Arts	253	898	68%	171	13%	1,322
Western Carolina University	—	9,197	87%	1,349	13%	10,546
Winston-Salem State University	—	4,025	90%	455	10%	4,480
UNC System	253	179,372	81%	42,266	19%	221,890

Table 29: Fall 2023 Enrollment by Residency

Institution	Undergraduate				Graduate			
	In-state		Out-of-state		In-state		Out-of-state	
Appalachian State University	17,602	91%	1,803	9%	1,655	90%	193	10%
East Carolina University	18,992	89%	2,336	11%	4,903	90%	554	10%
Elizabeth City State University	1,481	72%	567	28%	95	81%	22	19%
Fayetteville State University	5,248	90%	597	10%	925	92%	77	8%
N.C. A&T State University	8,233	67%	3,983	33%	996	60%	673	40%
NC Central University	4,582	77%	1,391	23%	1,526	77%	466	23%
NC State University	23,926	88%	3,397	12%	6,040	60%	3,960	40%
UNC Asheville	2,516	87%	391	13%	17	94%	1	6%
UNC-Chapel Hill	16,818	81%	3,863	19%	6,293	54%	5,260	46%
UNC Charlotte	22,142	92%	1,839	8%	4,188	66%	2,129	34%
UNC Greensboro	13,432	95%	724	5%	2,795	78%	792	22%
UNC Pembroke	4,919	90%	566	10%	2,066	96%	79	4%
UNC Wilmington	12,343	85%	2,151	15%	3,193	91%	300	9%
UNC School of the Arts	474	53%	428	47%	72	42%	100	58%
Western Carolina University	8,368	84%	1,641	16%	1,351	83%	268	17%
Winston-Salem State University	3,603	85%	657	15%	460	89%	56	11%
UNC System	164,679	86%	26,334	14%	36,575	71%	14,930	29%

Excludes high school students

Table 30: Fall 2023 Enrollment by Gender

Institution	Undergraduate				Graduate			
	Female		Male		Female		Male	
Appalachian State University	10,915	56%	8,490	44%	1,305	71%	543	29%
East Carolina University	12,387	58%	8,941	42%	3,797	70%	1,660	30%
Elizabeth City State University	1,103	54%	945	46%	96	82%	21	18%
Fayetteville State University	4,035	69%	1,810	31%	667	67%	335	33%
N.C. A&T State University	7,584	62%	4,632	38%	981	59%	688	41%
NC Central University	4,177	70%	1,796	30%	1,470	74%	522	26%
NC State University	13,571	50%	13,752	50%	4,903	49%	5,097	51%
UNC Asheville	1,727	59%	1,180	41%	15	83%	3	17%
UNC-Chapel Hill	12,553	61%	8,128	39%	6,961	60%	4,592	40%
UNC Charlotte	11,605	48%	12,376	52%	3,803	60%	2,514	40%
UNC Greensboro	9,406	66%	4,750	34%	2,496	70%	1,091	30%
UNC Pembroke	3,401	62%	2,084	38%	1,621	76%	524	24%
UNC Wilmington	556	62%	346	38%	95	55%	77	45%
UNC School of the Arts	9,267	64%	5,227	36%	2,511	72%	982	28%
Western Carolina University	5,766	58%	4,243	42%	1,126	70%	493	30%
Winston-Salem State University	3,177	75%	1,083	25%	416	81%	100	19%
UNC System	111,230	58%	79,783	42%	32,263	63%	19,242	37%

Excludes high school students

Table 31: Fall 2023 Enrollment by Race and Ethnicity, Undergraduates

Institution	White		Black and African American		Hispanic or Latino		Asian		Native Hawaiian or Other Pacific Islander		American Indian or Alaska Native		Two or more races		Other	
	Count	%	Count	%	Count	%	Count	%	Count	%	Count	%	Count	%	Count	%
App State	15,619	80%	593	3%	1,706	9%	346	2%	3	0.0%	35	0.2%	899	5%	204	1%
ECU	13,271	62%	3,575	17%	2,061	10%	530	2%	17	0.1%	101	0.5%	842	4%	931	4%
ECSU	369	18%	1,360	66%	100	5%	15	1%	1	0.0%	13	0.6%	114	6%	76	4%
FSU	890	15%	3,634	62%	623	11%	81	1%	9	0.2%	72	1.2%	352	6%	184	3%
N.C. A&T	436	4%	10,341	85%	562	5%	77	1%	2	0.0%	30	0.2%	511	4%	257	2%
NCCU	258	4%	4,799	80%	439	7%	84	1%	4	0.1%	14	0.2%	259	4%	116	2%
NC State	18,171	67%	1,582	6%	2,313	8%	2,644	10%	18	0.1%	99	0.4%	1,305	5%	1,191	4%
UNCA	2,161	74%	155	5%	274	9%	41	1%	–	0.0%	6	0.2%	137	5%	133	5%
UNC-CH	11,184	54%	1,690	8%	2,021	10%	3,076	15%	8	0.0%	67	0.3%	1,062	5%	1,573	8%
UNCC	11,554	48%	4,130	17%	3,547	15%	2,500	10%	14	0.1%	69	0.3%	1,195	5%	972	4%
UNCG	5,449	38%	4,265	30%	2,309	16%	808	6%	10	0.1%	32	0.2%	733	5%	550	4%
UNCP	1,944	35%	1495	27%	577	11%	56	1%	10	0.2%	783	14.3%	392	7%	228	4%
UNCW	11,326	78%	612	4%	1,252	9%	283	2%	13	0.1%	55	0.4%	498	3%	455	3%
UNCSA	538	60%	99	11%	134	15%	25	3%	2	0.2%	3	0.3%	54	6%	47	5%
WCU	7,590	76%	664	7%	857	9%	125	1%	14	0.1%	87	0.9%	395	4%	277	3%
WSSU	237	6%	3,531	83%	207	5%	31	1%	3	0.1%	16	0.4%	161	4%	74	2%
UNC System	100,997	53%	42,525	22%	18,982	10%	10,722	6%	128	0.1%	1,482	0.8%	8,909	5%	7,268	4%

Table 32: Fall 2023 Enrollment by Race and Ethnicity, Graduates

Institution	White		Black and African American		Hispanic or Latino		Asian		Native Hawaiian or Other Pacific Islander		American Indian or Alaska Native		Two or more races		Other	
	Count	%	Count	%	Count	%	Count	%	Count	%	Count	%	Count	%	Count	%
App State	1,490	81%	147	8%	94	5%	28	2%	2	0.1%	8	0.4%	31	2%	48	3%
ECU	3,540	65%	877	16%	295	5%	214	4%	6	0.1%	35	0.6%	158	3%	332	6%
ECSU	10	9%	69	59%	1	1%	1	1%	–	0.0%	1	0.9%	4	3%	31	26%
FSU	219	22%	583	58%	80	8%	25	2%	–	0.0%	12	1.2%	31	3%	52	5%
N.C. A&T	182	11%	949	57%	43	3%	41	2%	–	0.0%	7	0.4%	42	3%	405	24%
NCCU	480	24%	1,181	59%	125	6%	37	2%	1	0.1%	15	0.8%	84	4%	69	3%
NC State	4,678	47%	712	7%	537	5%	524	5%	4	0.0%	30	0.3%	262	3%	3253	33%
UNCA	6	33%	–	0%	–	0%	2	11%	–	0.0%	–	0.0%	3	17%	7	39%
UNC-CH	6,372	55%	1084	9%	904	8%	1075	9%	7	0.1%	29	0.3%	493	4%	1589	14%
UNCC	2,655	42%	987	16%	398	6%	284	4%	5	0.1%	8	0.1%	160	3%	1820	29%
UNCG	1,865	52%	736	21%	232	6%	139	4%	2	0.1%	18	0.5%	106	3%	489	14%
UNCP	974	45%	709	33%	123	6%	42	2%	2	0.1%	182	8.5%	74	3%	39	2%
UNCW	2,339	67%	387	11%	236	7%	105	3%	1	0.0%	24	0.7%	87	2%	314	9%
UNCSA	104	60%	12	7%	13	8%	8	5%	–	0.0%	–	0.0%	5	3%	30	17%
WCU	1,223	76%	124	8%	106	7%	23	1%	–	0.0%	7	0.4%	46	3%	90	6%
WSSU	130	25%	306	59%	24	5%	7	1%	–	0.0%	–	0.0%	19	4%	30	6%
UNC System	26,267	51%	8,863	17%	3,211	6%	2,555	5%	30	0.1%	376	0.7%	1,605	3%	8,598	17%

Table 33: FY 2021-22 Median Household Income

Institution	Undergraduate			
	% Completing FAFSA	Number of Students Who Fill Out FAFSA	Total Enrollment	Median Household Income
Appalachian State University	68.0%	12,625	18,555	\$86,043
East Carolina University	67.5%	15,157	22,463	63,635
Elizabeth City State University	83.2%	1,627	1,956	44,090
Fayetteville State University	73.7%	4,100	5,563	36,602
N.C. A&T State University	88.6%	10,275	11,596	53,212
NC Central University	83.0%	4,890	5,892	38,969
NC State University	65.9%	17,459	26,505	107,821
UNC Asheville	73.1%	2,362	3,233	65,196
UNC-Chapel Hill	52.3%	10,371	19,845	78,519
UNC Charlotte	74.7%	18,003	24,116	65,899
UNC Greensboro	78.8%	11,957	15,178	47,698
UNC Pembroke	77.4%	4,889	6,317	42,250
UNC Wilmington	67.6%	9,793	14,489	81,126
UNC School of the Arts	72.3%	678	938	92,187
Western Carolina University	79.1%	8,022	10,145	69,419
Winston-Salem State University	84.6%	4,000	4,726	41,134
UNC System	71.1%	136,208	191,517	64,622

Note: Median household income is only reported for students that complete a FAFSA.

Table 34: Fall 2022 Pell Recipients by Campus

Institution	Total Undergraduates	Percentage Pell Recipients
Appalachian State University	18,558	25.7%
East Carolina University	21,688	31.3%
Elizabeth City State University	2,033	52.5%
Fayetteville State University	5,748	52.6%
N.C. A&T State University	11,833	50.7%
NC Central University	5,634	56.6%
NC State University	26,254	19.1%
UNC Asheville	2,914	31.3%
UNC-Chapel Hill	20,029	20.3%
UNC Charlotte	23,461	33.8%
UNC Greensboro	14,198	47.1%
UNC Pembroke	5,643	47.6%
UNC Wilmington	14,294	23.8%
UNC School of the Arts	920	24.8%
Western Carolina University	9,956	32.9%
Winston-Salem State University	4,513	61.5%
UNC System	187,676	32.9%

9. Student Outcomes

The UNC System awarded over 64,000 degrees in FY 2022-23. The percentage of students who graduated within five years was 71.0 percent, a slight dip from last year's 72.1 percent. That number exceeds the Strategic Plan's 2022 goal (70 percent) and far outpaces the national average. The first-to-second year retention rate increased this year from 88.3 percent to 89.0 percent. The following seven tables provide more information on student outcomes and North Carolina's educational attainment rate compared to other states.

Table 35: 2022-23 Degrees Awarded by Level

Institution	Bachelor's	Master's	Doctoral	Other	Total
Appalachian State University	4,005	791	20	332	5,148
East Carolina University	4,829	1,428	323	712	7,292
Elizabeth City State University	366	43	-	-	409
Fayetteville State University	1,079	320	15	33	1,447
N.C. A&T State University	2,052	414	68	56	2,590
NC Central University	971	529	132	-	1,632
NC State University	6,397	2,994	646	656	10,693
UNC Asheville	667	-	-	-	667
UNC-Chapel Hill	4,951	2,810	1,253	7	9,021
UNC Charlotte	5,534	2,033	199	613	8,379
UNC Greensboro	3,316	1,014	225	193	4,748
UNC Pembroke	1,355	781	-	-	2,136
UNC Wilmington	3,748	1,293	102	73	5,216
UNC School of the Arts	229	77	-	124	430
Western Carolina University	2,582	551	79	57	3,269
Winston-Salem State University	914	126	41	3	1,084
UNC System	42,995	15,204	3,103	2,859	64,161

Note: Degree counts include first majors only.

Table 36: 2022-23 Top 10 Degrees Awarded by Major

General Area of Major	Degree Count	Percent of Total
Business, Management, Marketing, and Related Support Services	7,273	16.9%
Health Professions and Related Programs	4,590	10.7%
Biological and Biomedical Sciences	3,334	7.8%
Engineering	2,634	6.1%
Social Sciences	2,634	6.1%
Psychology	2,476	5.8%
Computer and Information Sciences and Support Services	2,333	5.4%
Communication, Journalism, and Related Programs	2,088	4.9%
Education	2,043	4.8%
Visual and Performing Arts	1,839	4.3%

Note: Degree counts include first majors only.

Table 37: Four-, Five-, and Six-Year Graduation Rates

Institution	4-year Graduation Rate from any US University (2017 Cohort)	5-year Graduation Rate from any US University (2017 Cohort)	6-year Graduation Rate from any US University (2017 Cohort)
Appalachian State University	62.9%	78.5%	81.6%
East Carolina University	47.5%	66.4%	70.4%
Elizabeth City State University	30.1%	48.7%	51.3%
Fayetteville State University	23.4%	35.7%	41.8%
N.C. A&T State University	35.6%	53.8%	59.3%
NC Central University	29.9%	46.7%	52.2%
NC State University	70.1%	86.2%	89.6%
UNC Asheville	45.8%	61.7%	67.0%
UNC-Chapel Hill	87.0%	93.7%	94.8%
UNC Charlotte	54.7%	72.9%	76.7%
UNC Greensboro	43.4%	60.6%	65.7%
UNC Pembroke	30.4%	46.0%	51.0%
UNC Wilmington	63.1%	79.1%	82.4%
UNC School of the Arts	79.7%	84.3%	86.6%
Western Carolina University	44.2%	62.0%	66.0%
Winston-Salem State University	36.3%	51.5%	55.8%
UNC System	55.4%	71.0%	74.8%

Table 38: Six-Year Outcomes for Students Who Started at Public Four-Year Institutions: 2017 Beginning Cohort

Region	6-year Completion Rate from any Public US University (2017 Cohort)
North Carolina	74.8%
U.S. Overall	67.4%

Source: National Student Clearinghouse Completing College Report 2023

Table 39: First-to-Second Year Retention Rate

Institution	Retention Rate 1st-to-2nd Year Persistence (2021 Cohort)
Appalachian State University	88.0%
East Carolina University	84.5%
Elizabeth City State University	79.0%
Fayetteville State University	69.8%
N.C. A&T State University	77.4%
NC Central University	81.8%
NC State University	96.2%
UNC Asheville	77.4%
UNC-Chapel Hill	97.2%
UNC Charlotte	88.9%
UNC Greensboro	77.5%
UNC Pembroke	74.4%
UNC Wilmington	90.8%
UNC School of the Arts	96.6%
Western Carolina University	78.0%
Winston-Salem State University	80.4%
UNC System	89.0%

Table 40: Postsecondary Educational Attainment Rate

Rank	State	Percentage of Population 25 and Over Who Obtained a Bachelor's Degree or Higher
1	Massachusetts	46.6%
18	Maine	36.1%
19	North Carolina	35.9%
20	Kansas	35.6%
50	West Virginia	24.8%

Source: American Community Survey 2022: ACS 1-Year Estimates Subject Tables

Table 41: Postsecondary Educational Attainment Rate in the South

Rank	State	Percentage of Population 25 and Over Who Obtained a Bachelor's Degree or Higher
1	Maryland	43.8%
2	Virginia	42.2%
3	Delaware	36.5%
4	North Carolina	35.9%
5	Georgia	34.7%
6	Florida	34.3%
7	Texas	33.9%
8	South Carolina	32.6%
9	Tennessee	31.1%
10	Alabama	28.8%
11	Oklahoma	28.5%
12	Kentucky	27.9%
13	Louisiana	27.1%
14	Arkansas	25.4%
15	Mississippi	24.8%
16	West Virginia	24.8%

Source: American Community Survey 2022: ACS 1-Year Estimates Subject Tables

10. Capital Improvement Budget Allocations

Over the 2023-25 fiscal biennium, the 2023 Appropriations Act (S.L. 2023-134) appropriated just under \$1.5 billion from the State Capital and Infrastructure Fund (SCIF) for UNC capital improvement projects. These funds fall into two categories: 1) funding for the UNC Repairs and Renovations (R&R) program and 2) funding for specific capital projects named in the legislation.

Table 42: 2023-25 SCIF Capital Appropriations

	FY 2023-24	FY 2024-25	FY 2023-25 Total
UNC Repairs & Renovations	\$280,503,000	\$250,000,000	\$530,503,000
Named Projects	\$417,256,772	\$507,599,928	\$924,856,700
Total	\$697,759,772	\$757,599,928	\$1,455,359,700

a) UNC Repairs and Renovations Program

While the Act includes the specific projects to be funded from the SCIF R&R funding, the University of North Carolina Board of Governors determines the allocation of the SCIF R&R funds to the University of North Carolina System constituent institutions. As of January 1, 2024, the Board of Governors approved \$85.2 million for 2023-24 R&R funding to be allocated as follows:

- \$50 million for maintenance R&R to be distributed in accordance with the approved R&R allocation model approved by the Board of Governors on September 20, 2019 (see Table 43 below); and
- \$35.2 million to fund the inflationary increases and the design and construction of specified major R&R project (Appendix D summarizes the distribution of R&R funds for major R&R projects since the inception of the program).

The allocation of the remaining \$195.3 million of 2023-24 SCIF R&R funds will be brought to the Board of Governors for consideration at a future meeting prior to the end of the fiscal year to support projects that are ready for construction.

Table 43: UNC FY 2023-24 SCIF Allocations – Maintenance Repairs and Renovations

Institution	Maintenance R&R Allocation
Appalachian State University	\$2,581,950
East Carolina University	\$3,685,817
Elizabeth City State University	\$2,000,000
Fayetteville State University	\$2,000,000
North Carolina A&T State University	\$2,428,973
North Carolina Central University	\$2,000,000
NC State University	\$7,674,700
UNC Asheville	\$2,000,000
UNC-Chapel Hill	\$6,198,839
UNC Charlotte	\$3,240,526
UNC Greensboro	\$2,644,450
UNC Pembroke	\$2,000,000
UNC School of the Arts	\$2,000,000
UNC Wilmington	\$2,294,746
Western Carolina University	\$2,000,000
Winston-Salem State University	\$2,000,000
NC School of Science & Mathematics	\$2,000,000
UNC System Reserve	\$1,250,000
Total	\$50,000,000

b) UNC SCIF Named Projects

Named Projects are capital projects for specific institutions the General Assembly has directed UNC to complete. These projects are listed in the budget legislation along with an anticipated funding schedule. The full list of Named Projects appears in Appendix D.

11. Spotlight: Legislative Investments in Historically Minority-Serving Institutions ([HMSIs](#))

The UNC Board of Governors created a special Committee on HMSI serving institutions in 2018 to study and assess six institutions’ unique challenges and promising opportunities. The six institutions that comprise UNC’s HMSIs include five historically black colleges and universities (HBCUs) and the only state-designated historically American Indian university. The six institutions are ECSU, FSU, N.C. A&T, NCCU, UNCP, and WSSU.

The General Assembly has made significant investment in HMSIs through the UNC System NC Promise Tuition Plan. In 2023-24 NC Promise will provide approximately \$37 million to three HMSIs: ECSU, FSU, and UNCP. The 2021 Appropriations Act added FSU to the NC Promise program beginning in 2022-23 and provided an additional recurring appropriation of \$11.5 million. Since the inception of NC Promise, ECSU has received \$41 million, UNCP has received \$104 million, and FSU has received \$31 million in appropriations to make up for the discounted tuition rates. More detail can be found in section 2 — NC Promise Tuition Plan.

The General Assembly has made many other investments that benefit HMSIs, as presented in Tables 44 and 45.

Table 44: Legislative Programs Supporting HMSIs

Fiscal Year	Appropriation Item	Amount to HMSIs
2023-24	Completion Assistance Program (NR)	\$1,403,710
2023-24	Athletic Department Operating Support (NR)	\$6,000,000
2023-24	Nursing Faculty Salary Adjustment	\$1,530,865
2023-24	Faculty Realignment Incentive Program (NR)	\$3,680,040
2022-23	HMSI Cybersecurity and Bomb Threat Preparedness (NR)	\$5,000,000
2022-23	Research grants for HMSIs	\$1,000,000
2021-22	Research grants for HMSIs (50% recurring, 50% nonrecurring)	\$1,000,000
2021-22	Ultraviolet-C Sterilization Units (NR)	\$2,000,000
2018-19	Ceatham-White Scholarships	\$1,500,000

Note: Items are recurring unless marked as nonrecurring (NR).

Table 45: Direct Appropriations to HMSIs FY 2018-19 to FY 2023-24

Institution	Fiscal Year	Appropriation Item	Amount
ECSU	2022-23	Aviation Program	\$1,700,000
	2020-21	Capital Project Funding for Chiller and HVAC System (NR)	\$6,000,000
	2019-20	Hurricane Dorian Repairs (NR)	\$5,200,000
	2018-19	Stabilization funding (NR)	\$2,000,000
FSU	2023-24	Risk Management School (NR)	\$2,500,000
	2022-23	Sexual Assault Nurse Examiner Training Program Pilot (NR)	\$1,500,000
	2022-23	Innovation and Entrepreneurship Hub (NR)	\$1,000,000
	2020-21	COVID-19 Research and Capital Improvements (NR)	\$5,000,000
N.C. A&T	2023-24	Premier Research Institution Funding	\$10,000,000
	2023-24	Premier Research Institution Funding (NR)	\$5,000,000
	2023-24	Agriculture Research and Extension	\$10,660,661
	2023-24	Engineering NC's Future	\$5,000,000
	2023-24	Agricultural Research Platform	\$1,000,000
	2023-24	Center for Energy Research and Technology (NR)	\$200,000
	2022-23	Center for Energy Research and Technology	\$200,000
	2022-23	Doctoral Programs	\$7,500,000
	2022-23	Agricultural Research and Cooperative Extension Federal Match	\$1,600,000
	2022-23	Engineering NC's Future (NR)	\$2,500,000
	2021-22	Doctoral Programs	\$5,500,000
	2021-22	Agricultural Research and Cooperative Extension Federal Match	\$3,000,000
	2021-22	Engineering NC's Future (NR)	\$2,500,000
	2020-21	Agricultural Research and Cooperative Extension Federal Match (NR)	\$3,000,000
NCCU	2023-24	Storm Damage Repairs (NR)	\$50,000
	2022-23	Opioid Remediation Outreach (NR)	\$600,000
	2021-22	Laboratory Equipment and Instruments (NR)	\$3,011,000
	2021-22	Campus Security Improvements (NR)	\$821,627
	2018-19	Business School Building (NR)	\$8,600,000
UNCP	2023-24	College of Health Sciences (NR)	\$10,000,000
	2022-23	College of Health Sciences (NR)	\$1,000,000
	2021-22	Mobile Medical Units (NR)	\$500,000
	2020-21	Advanced Analytics Project and Department of Nursing (NR)	\$5,000,000
	2018-19	Business School Building (NR)	\$6,000,000

Note: WSSU received no direct appropriations FY 2018-19 through FY 2023-24. Items are recurring unless marked as nonrecurring (NR).

In 2017, the General Assembly created the State Capital and Infrastructure Fund (SCIF) to fund major capital projects as well as annual repair and renovation needs. The program began funding projects in fiscal year 2019-20. The SCIF is a pay-as-you-go model in which the projects receive authorization from the General Assembly and are then funded over time. Funding for the SCIF comes primarily from four percent of annual net state tax revenues and one quarter of any unreserved fund balance in the General Fund at the end of the fiscal year. The table below shows appropriations for HMSI SCIF project authorizations.

Table 46: HMSI State Capital and Infrastructure Fund Project Authorizations

Institution	Project Authorization	Amount
ECSU	UNC SCIF Repair and Renovation	\$57,645,000
	Flight School	\$54,000,000
	Infrastructure Repairs - Phase 3	\$20,000,000
	Jenkins & Dixon Hall Renovation	\$12,500,000
	New Residence Hall (includes 10% increase from OSBM Flex Funds)*	\$38,500,000
	Sky Bridge	\$2,500,000
	New Dining Facility (includes 10% increase from OSBM Flex Funds)	\$16,500,000
Elizabeth City State University Total		\$201,645,000
FSU	UNC SCIF Repair and Renovation	\$38,850,000
	College of Education	\$63,000,000
	Dormitories (includes 10% increase from OSBM Flex Funds)	\$44,000,000
	H.L. Cook Building Renovation	\$10,000,000
	Butler Renovation	\$20,750,000
	New Parking Deck	\$10,000,000
Fayetteville State University Total		\$186,600,000
N.C. A&T	UNC SCIF Repair and Renovation	\$53,558,886
	Engineering NC's Future - Capital Funding	\$30,000,000
	Marteena Hall Renovation, Phase 2	\$9,700,000
	Health and Human Sciences Building	\$125,500,000
North Carolina Agricultural and Technical State University Total		\$218,758,886
NCCU	UNC SCIF Repair and Renovation	\$27,546,300
	Dent Building Renovation	\$12,073,798
	Edmonds Building Renovation	\$12,999,424
	University Theatre Renovation	\$8,500,000
	Laboratory Equipment and Instruments	\$3,011,000
North Carolina Central University Total		\$64,130,522
UNCP	UNC SCIF Repair and Renovation	\$24,826,500
	Givens Performing Arts Center Renovation	\$61,000,000
	Health Sciences Center	\$91,000,000
UNC Pembroke Total		\$176,826,500
WSSU	UNC SCIF Repair and Renovation	\$21,445,000
	Eller Hall Renovation	\$10,800,000
	Pegram Hall Renovation	\$16,000,000
	Campus Police Facility Renovation	\$4,000,000
	K.R. Williams Auditorium Renovation	\$57,000,000
Winston-Salem State University Total		\$109,245,000

Note: *Project initially authorized at \$40 million, with funding of \$35 million from SCIF and \$5 million from self-liquidating debt.



Appendix A:
Five-Year History of
General Fund Revenues
and Expenditures by
Campus

UNC System

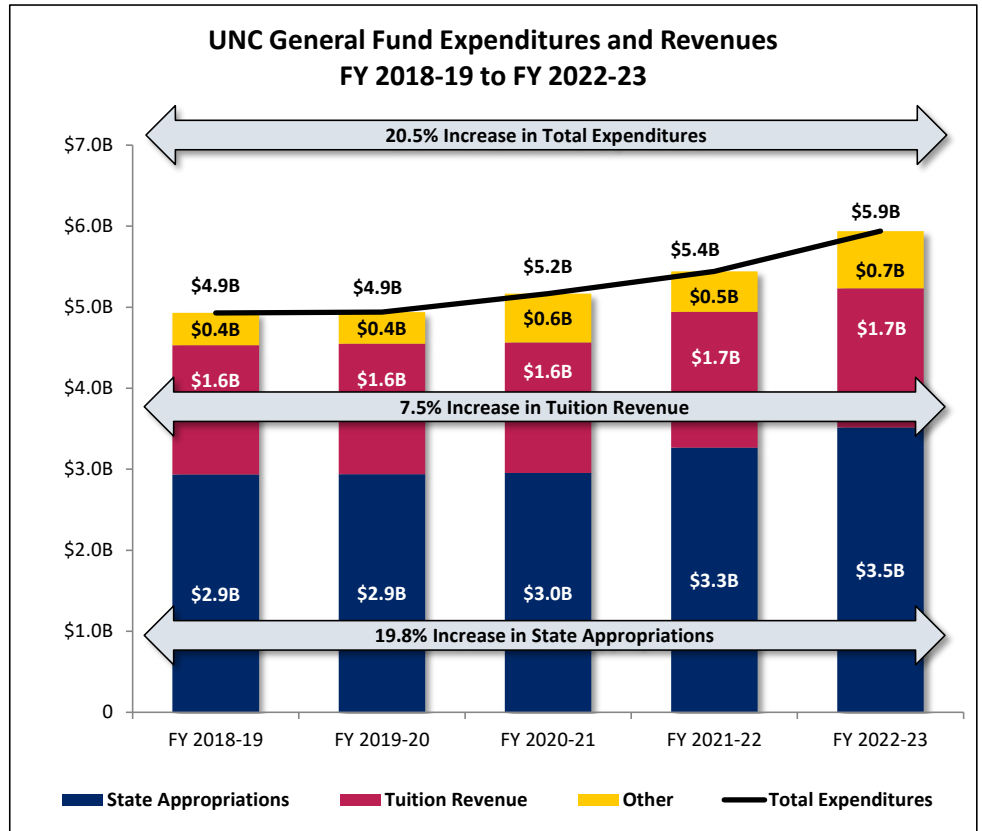
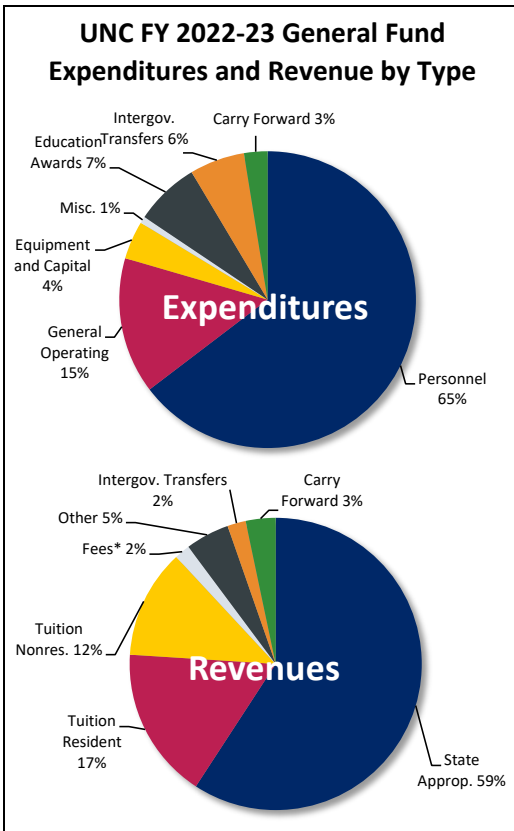
Actual General Fund Expenditures and Revenues, FY 2018-19 to FY 2022-23

Expenditures	FY 2018-19	FY 2019-20	FY 2020-21	FY 2021-22	FY 2022-23	Five-Year Change	
Personnel	3,363,936,774	3,441,732,682	3,460,162,992	3,578,028,000	3,839,686,326	475,749,552	14%
General Operating	651,352,483	645,624,407	680,458,581	737,663,427	882,539,997	231,187,514	35%
Equipment and Capital	157,376,818	148,714,936	191,957,021	178,774,804	247,252,738	89,875,920	57%
Miscellaneous	41,625,550	40,349,236	69,981,391	38,275,150	43,475,206	1,849,656	4%
Education Awards	379,448,153	375,416,243	383,167,976	397,176,159	418,031,721	38,583,569	10%
Intragovernmental Transfers	251,677,155	252,892,111	267,181,089	308,996,100	356,587,445	104,910,290	42%
Carry Forward to Next Year	83,264,258	35,546,696	114,883,725	203,414,690	151,935,238	68,670,980	82%
Total Expenditures	\$4,928,681,191	\$4,940,276,311	\$5,167,792,775	\$5,442,328,330	\$5,939,508,672	\$1,010,827,481	21%

Revenues

State Appropriation	2,934,269,278	2,937,239,207	2,952,718,221	3,267,508,795	3,516,032,378	581,763,101	20%
Tuition Resident	976,568,894	990,794,980	1,022,381,464	1,018,567,433	998,549,566	21,980,672	2%
Tuition Nonresident	619,511,579	622,216,256	589,720,083	657,079,738	716,836,241	97,324,663	16%
Fees*	94,378,079	79,398,257	76,774,284	96,332,475	102,605,620	8,227,541	9%
Other	187,334,983	179,987,978	322,984,473	241,142,904	288,098,695	100,763,712	54%
Intragovernmental Transfers	43,915,689	46,226,337	167,880,843	57,236,407	121,248,569	77,332,881	176%
Carry Forward from Prior Year	72,702,690	84,413,297	35,333,406	104,460,577	196,137,602	123,434,912	170%
Total Revenues	\$4,928,681,191	\$4,940,276,311	\$5,167,792,775	\$5,442,328,330	\$5,939,508,672	\$1,010,827,481	21%

* S.L. 2012-142, Section 9.9 permitted all student fees to be budgeted in Institutional Trust Funds, rather than the General Fund.



UNC System Excluding Financial Aid

Actual General Fund Expenditures and Revenues, FY 2018-19 to FY 2022-23

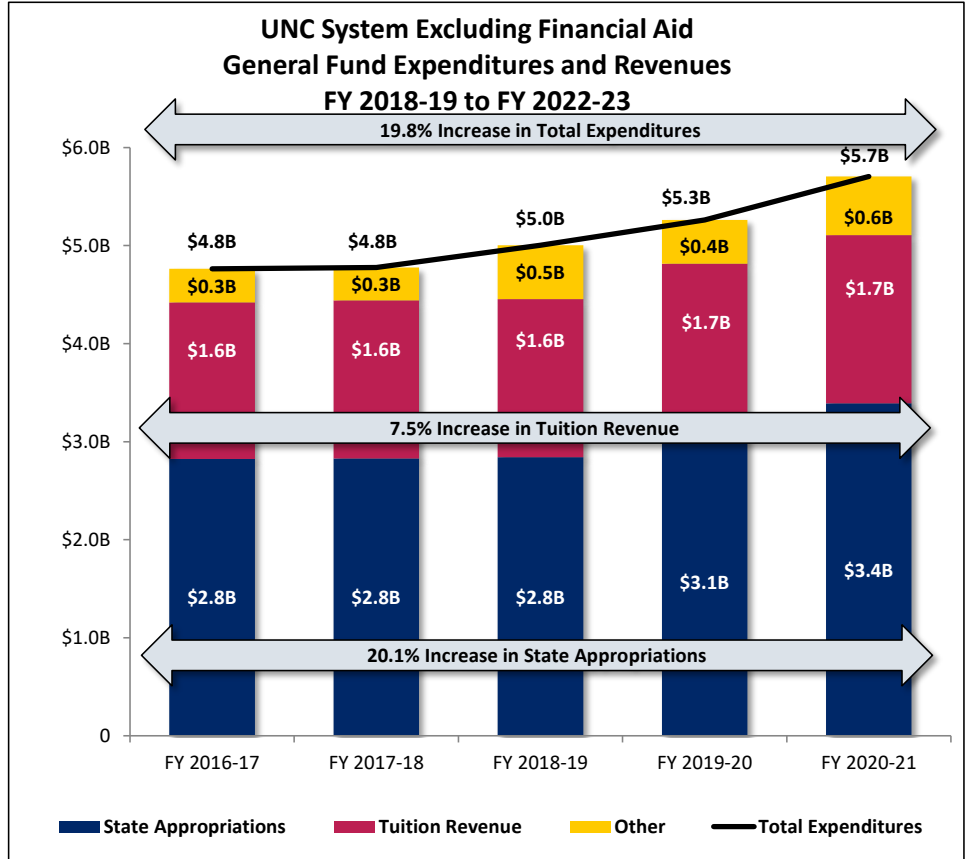
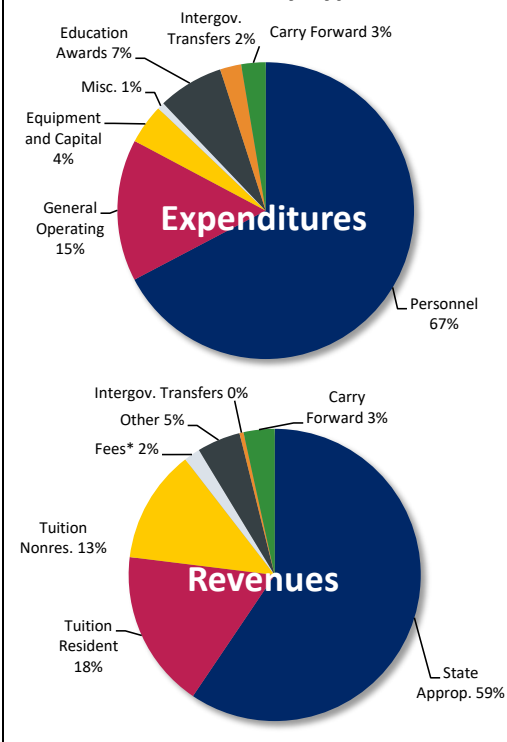
Expenditures	FY 2018-19	FY 2019-20	FY 2020-21	FY 2021-22	FY 2022-23	Five-Year Change	
Personnel	3,363,936,774	3,441,732,682	3,460,162,992	3,578,028,000	3,839,686,326	475,749,552	14%
General Operating	651,352,483	645,624,407	680,458,581	737,663,427	882,539,997	231,187,514	35%
Equipment and Capital	157,376,818	148,714,936	191,957,021	178,774,804	247,252,738	89,875,920	57%
Miscellaneous	41,420,553	40,144,239	69,776,394	38,070,153	43,270,209	1,849,656	4%
Education Awards	377,385,338	373,357,959	381,121,241	390,823,230	408,995,605	31,610,267	8%
Intragovernmental Transfers	88,464,978	91,692,112	105,643,888	134,347,520	131,940,493	43,475,516	49%
Carry Forward to Next Year	83,264,258	35,546,696	114,883,725	202,914,690	151,469,093	68,204,835	82%
Total Expenditures	\$4,763,201,202	\$4,776,813,031	\$5,004,003,842	\$5,260,621,824	\$5,705,154,462	\$941,953,260	20%

Revenues

State Appropriation	2,824,864,271	2,827,818,699	2,842,966,053	3,140,753,975	3,391,764,905	566,900,633	20%
Tuition Resident	976,568,894	990,794,980	1,022,381,464	1,018,567,433	998,549,566	21,980,672	2%
Tuition Nonresident	619,511,579	622,216,256	589,720,083	657,079,738	716,836,241	97,324,663	16%
Fees*	94,378,079	79,398,257	76,774,284	96,332,475	102,605,620	8,227,541	9%
Other	168,590,250	163,243,245	306,239,740	223,598,171	274,016,434	105,426,184	63%
Intragovernmental Transfers	6,585,439	8,928,298	130,588,811	19,829,454	25,744,094	19,158,656	291%
Carry Forward from Prior Year	72,702,690	84,413,297	35,333,406	104,460,577	195,637,602	122,934,912	169%
Total Revenues	\$4,763,201,202	\$4,776,813,031	\$5,004,003,842	\$5,260,621,824	\$5,705,154,462	\$941,953,260	20%

* S.L. 2012-142, Section 9.9 permitted all student fees to be budgeted in Institutional Trust Funds, rather than the General Fund.

UNC System Excluding Financial Aid FY 2022-23 General Fund Expenditures and Revenue by Type



Appalachian State University

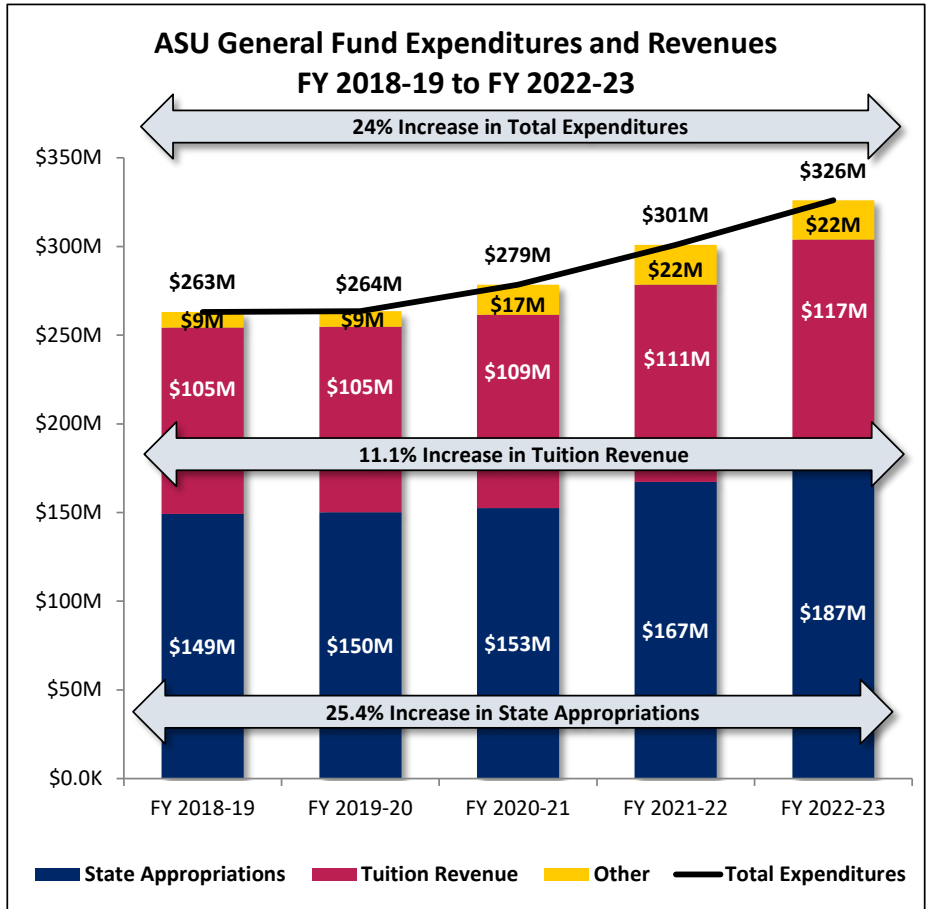
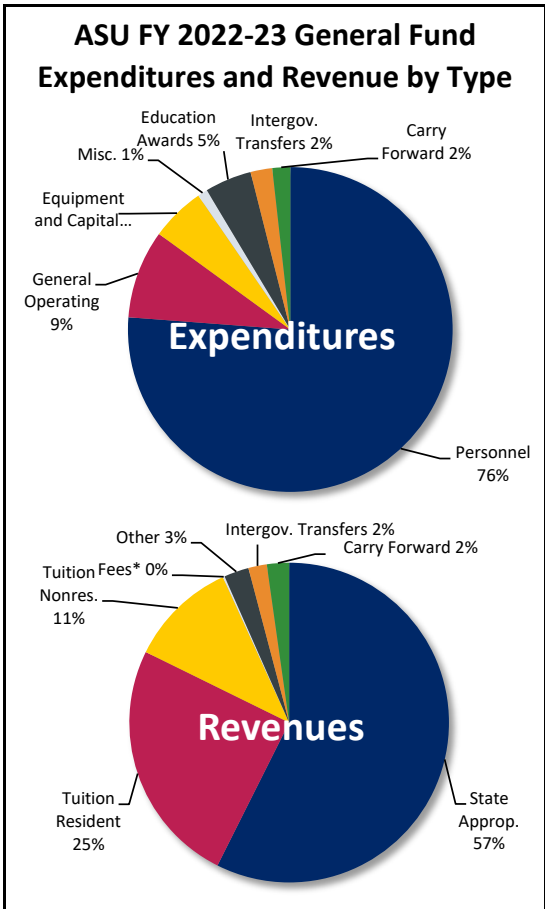
Actual General Fund Expenditures and Revenues, FY 2018-19 to FY 2022-23

Expenditures	FY 2018-19	FY 2019-20	FY 2020-21	FY 2021-22	FY 2022-23	Five-Year Change	
Personnel	207,737,604	213,828,716	216,875,514	230,655,680	248,457,481	40,719,877	20%
General Operating	21,187,802	21,315,320	22,524,748	27,065,757	28,712,028	7,524,226	36%
Equipment and Capital	10,353,195	9,214,472	9,693,832	9,822,330	17,653,831	7,300,636	71%
Miscellaneous	4,514,679	3,256,525	8,588,975	3,866,812	3,210,300	(1,304,379)	-29%
Education Awards	13,456,775	13,452,747	14,369,804	15,204,241	15,182,101	1,725,326	13%
Intragovernmental Transfers	5,542,254	2,400,033	2,303,607	6,985,941	7,057,885	1,515,630	27%
Carry Forward to Next Year	257,272	128,483	4,146,687	7,306,048	5,792,199	5,534,926	2151%
Total Expenditures	\$263,049,581	\$263,596,295	\$278,503,165	\$300,906,809	\$326,065,823	\$63,016,242	24%

Revenues

State Appropriation	149,227,756	150,155,122	152,566,801	167,255,437	187,163,788	37,936,032	25%
Tuition Resident	74,549,085	75,354,218	79,449,616	81,232,592	81,097,371	6,548,286	9%
Tuition Nonresident	30,478,631	29,293,464	29,508,202	30,005,124	35,604,512	5,125,881	17%
Fees*	790,432	433,099	477,997	557,218	594,293	(196,139)	-25%
Other	2,920,260	5,955,407	9,890,283	9,927,249	8,210,837	5,290,577	181%
Intragovernmental Transfers	1,504,735	1,286,991	6,481,784	7,782,503	6,088,975	4,584,240	305%
Carry Forward from Prior Year	3,578,683	1,117,994	128,483	4,146,687	7,306,048	3,727,366	104%
Total Revenues	\$263,049,581	\$263,596,295	\$278,503,165	\$300,906,809	\$326,065,823	\$63,016,242	24%

* S.L. 2012-142, Section 9.9 permitted all student fees to be budgeted in Institutional Trust Funds, rather than the General Fund.



East Carolina University

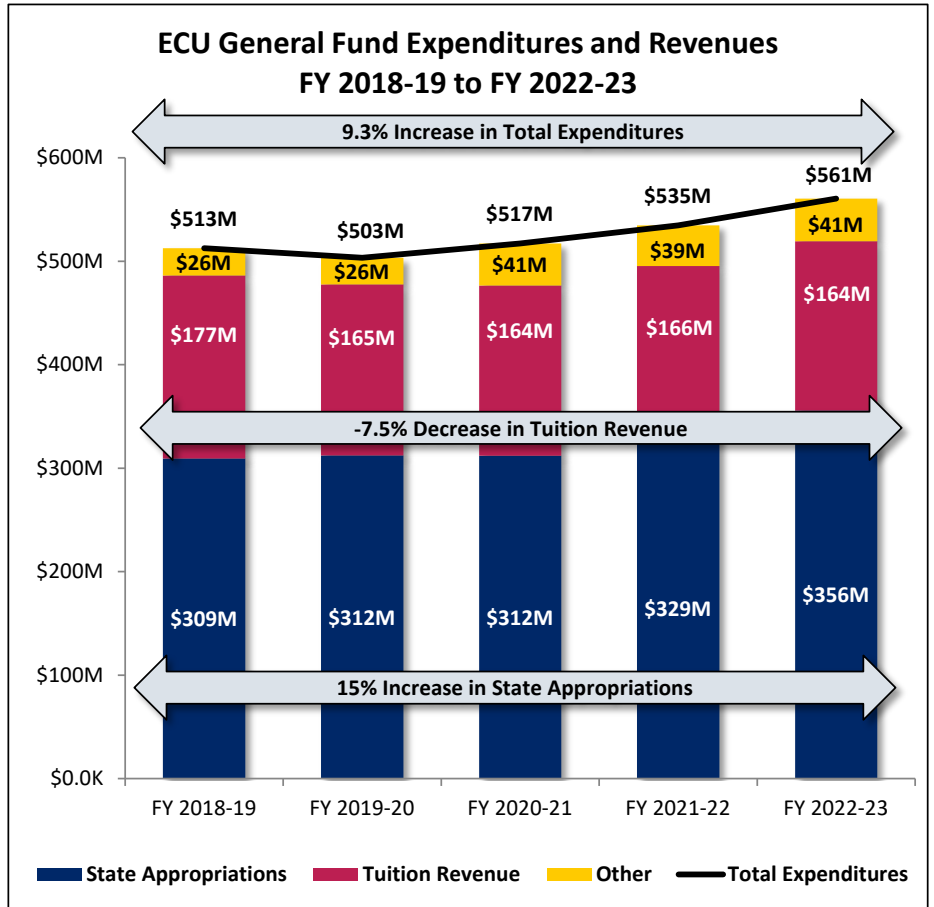
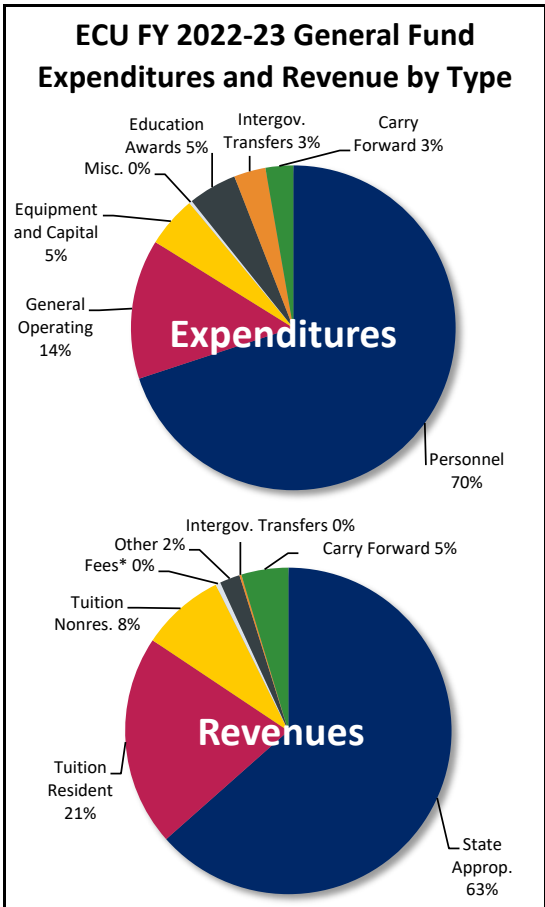
Actual General Fund Expenditures and Revenues, FY 2018-19 to FY 2022-23

Expenditures	FY 2018-19	FY 2019-20	FY 2020-21	FY 2021-22	FY 2022-23	Five-Year Change	
Personnel	366,011,225	370,695,448	355,790,072	364,660,737	391,998,486	25,987,261	7%
General Operating	68,307,703	72,315,170	75,029,417	82,860,002	78,003,478	9,695,775	14%
Equipment and Capital	24,955,939	14,751,462	29,144,653	17,546,990	28,562,575	3,606,635	14%
Miscellaneous	1,837,928	1,657,282	1,829,267	1,617,078	1,664,682	(173,246)	-9%
Education Awards	27,210,325	26,855,846	27,247,644	26,044,380	27,177,336	(32,989)	0%
Intragovernmental Transfers	11,257,597	11,892,462	5,769,952	15,863,995	17,722,171	6,464,574	57%
Carry Forward to Next Year	13,080,303	5,195,035	22,277,891	26,068,302	15,409,006	2,328,703	18%
Total Expenditures	\$512,661,020	\$503,362,704	\$517,088,897	\$534,661,483	\$560,537,734	\$47,876,714	9%

Revenues

State Appropriation	309,395,459	312,237,868	312,075,201	329,264,475	355,729,327	46,333,868	15%
Tuition Resident	123,917,481	118,189,462	120,656,654	119,817,805	117,179,460	(6,738,021)	-5%
Tuition Nonresident	52,996,337	47,055,889	43,749,767	46,393,915	46,506,058	(6,490,279)	-12%
Fees*	3,860,156	3,350,671	2,441,256	2,662,195	2,696,890	(1,163,265)	-30%
Other	10,012,000	9,318,580	26,077,465	14,099,852	11,245,658	1,233,659	12%
Intragovernmental Transfers	390,879	129,930	6,893,519	145,352	1,112,039	721,160	184%
Carry Forward from Prior Year	12,088,710	13,080,303	5,195,035	22,277,891	26,068,302	13,979,592	116%
Total Revenues	\$512,661,020	\$503,362,704	\$517,088,897	\$534,661,483	\$560,537,734	\$47,876,714	9%

* S.L. 2012-142, Section 9.9 permitted all student fees to be budgeted in Institutional Trust Funds, rather than the General Fund.



Elizabeth City State University

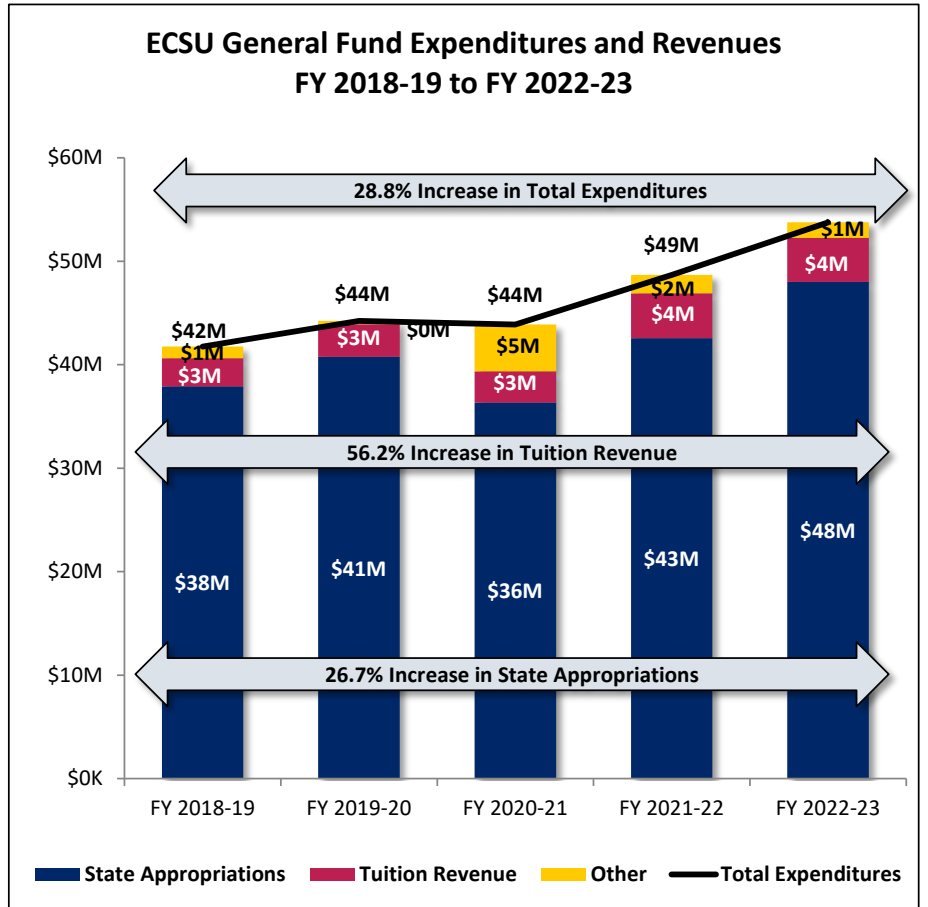
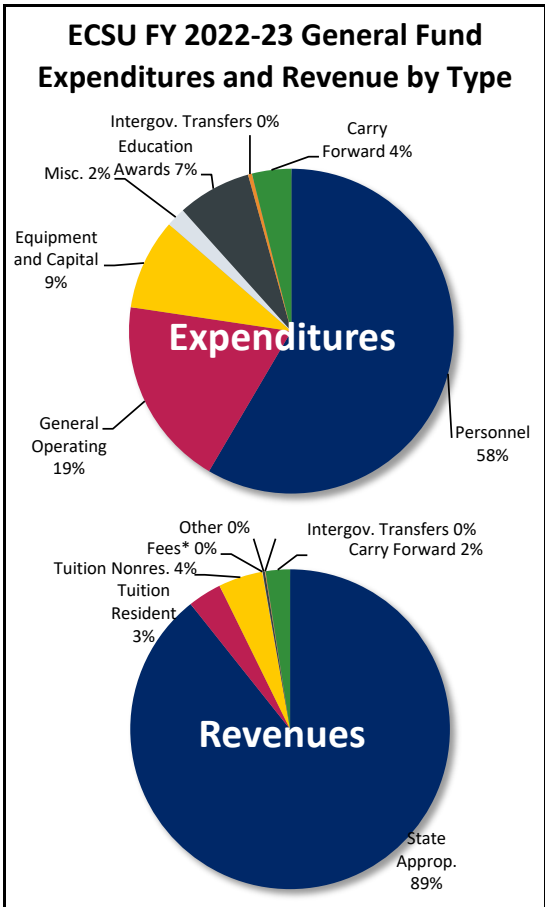
Actual General Fund Expenditures and Revenues, FY 2018-19 to FY 2022-23

Expenditures	FY 2018-19	FY 2019-20	FY 2020-21	FY 2021-22	FY 2022-23	Five-Year Change	
Personnel	26,739,329	26,363,609	28,135,364	28,807,643	31,425,601	4,686,272	18%
General Operating	7,574,578	6,817,846	7,576,865	9,152,553	10,158,642	2,584,064	34%
Equipment and Capital	2,097,975	933,581	2,660,589	3,712,425	4,874,239	2,776,264	132%
Miscellaneous	760,552	706,674	707,681	845,950	1,030,591	270,040	36%
Education Awards	3,790,542	3,912,154	3,861,893	3,886,012	3,953,455	162,914	4%
Intragovernmental Transfers	-	5,200,000	-	945,852	212,090	212,090	
Carry Forward to Next Year	787,293	288,615	945,853	1,322,599	2,099,582	1,312,289	167%
Total Expenditures	\$41,750,269	\$44,222,479	\$43,888,244	\$48,673,034	\$53,754,201	\$12,003,932	29%

Revenues

State Appropriation	37,895,369	40,753,096	36,336,777	42,557,796	48,005,709	10,110,340	27%
Tuition Resident	1,404,955	1,648,077	1,590,874	2,090,595	1,835,462	430,507	31%
Tuition Nonresident	1,316,246	1,500,898	1,436,036	2,246,656	2,414,332	1,098,086	83%
Fees*	17,052	17,550	15,285	18,410	17,470	418	2%
Other	547,139	(804,871)	1,340,303	768,271	122,050	(425,089)	-78%
Intragovernmental Transfers	7,381	320,437	2,880,353	45,452	36,580	29,199	396%
Carry Forward from Prior Year	562,127	787,293	288,615	945,853	1,322,599	760,472	135%
Total Revenues	\$41,750,269	\$44,222,479	\$43,888,244	\$48,673,034	\$53,754,201	\$12,003,932	29%

* S.L. 2012-142, Section 9.9 permitted all student fees to be budgeted in Institutional Trust Funds, rather than the General Fund.



Fayetteville State University

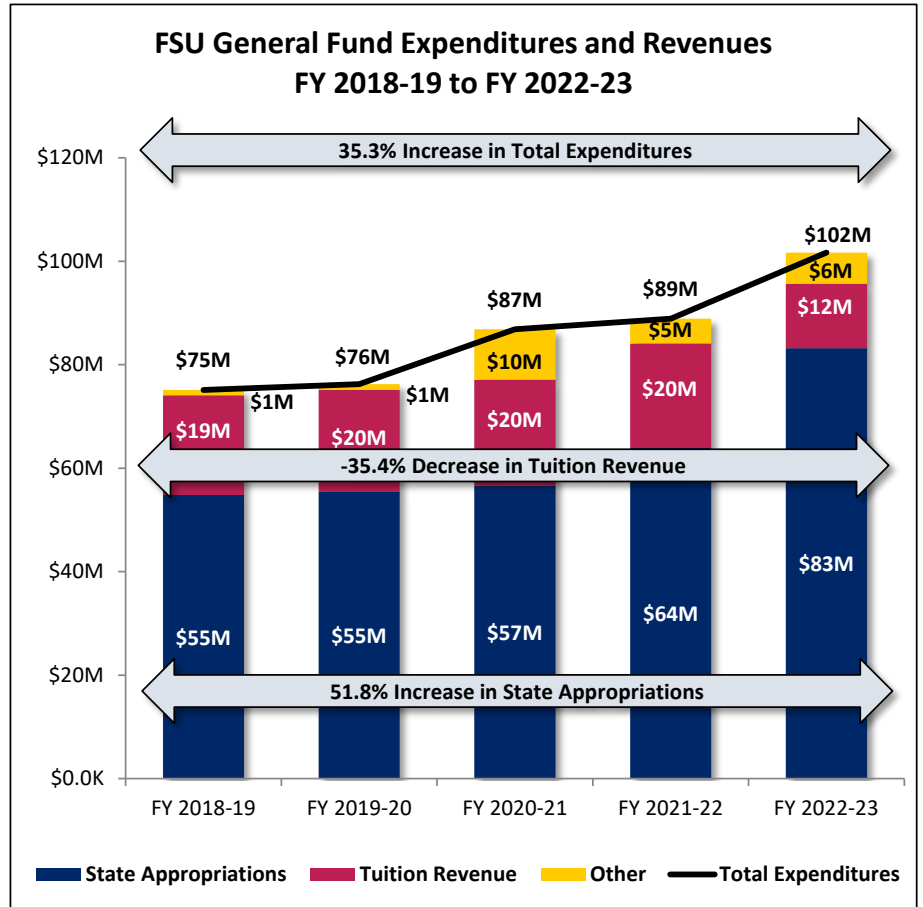
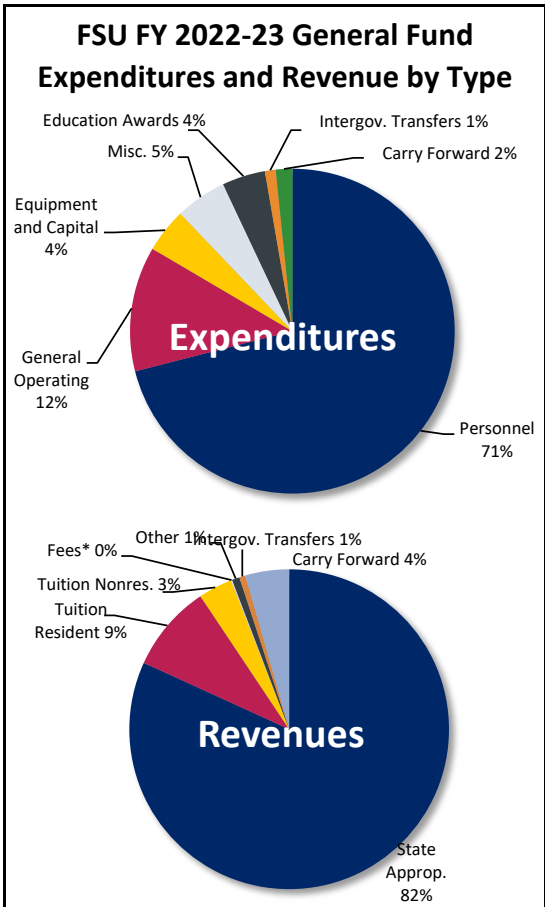
Actual General Fund Expenditures and Revenues, FY 2018-19 to FY 2022-23

Expenditures	FY 2018-19	FY 2019-20	FY 2020-21	FY 2021-22	FY 2022-23	Five-Year Change	
Personnel	62,337,047	62,635,788	62,371,841	65,919,409	72,205,233	9,868,186	16%
General Operating	6,251,375	6,507,804	8,787,938	8,631,910	12,650,321	6,398,947	102%
Equipment and Capital	674,271	993,033	6,353,003	2,380,245	4,489,293	3,815,022	566%
Miscellaneous	737,198	823,785	1,228,760	1,404,364	5,187,568	4,450,370	604%
Education Awards	4,111,487	4,048,938	4,061,281	3,992,241	4,374,876	263,388	6%
Intragovernmental Transfers	1,008,572	1,005,251	962,174	1,048,415	1,092,779	84,207	8%
Carry Forward to Next Year	-	206,204	3,090,536	5,494,971	1,669,311	1,669,311	
Total Expenditures	\$75,119,950	\$76,220,803	\$86,855,533	\$88,871,555	\$101,669,382	\$26,549,431	35%

Revenues

State Appropriation	54,796,247	55,390,160	56,663,057	63,937,019	83,182,845	28,386,598	52%
Tuition Resident	16,242,154	16,772,096	17,992,740	16,021,651	8,961,060	(7,281,094)	-45%
Tuition Nonresident	3,039,404	2,971,510	2,470,409	4,149,756	3,494,539	455,134	15%
Fees*	64,712	146,109	(72,172)	60,938	118,611	53,899	83%
Other	957,298	590,546	6,892,829	3,275,851	781,414	(175,884)	-18%
Intragovernmental Transfers	20,135	350,382	2,702,467	169,966	630,126	609,991	3029%
Carry Forward from Prior Year	-	-	206,204	1,256,374	4,500,787	4,500,787	
Total Revenues	\$75,119,950	\$76,220,803	\$86,855,533	\$88,871,555	\$101,669,382	\$26,549,431	35%

* S.L. 2012-142, Section 9.9 permitted all student fees to be budgeted in Institutional Trust Funds, rather than the General Fund.



North Carolina A&T State University

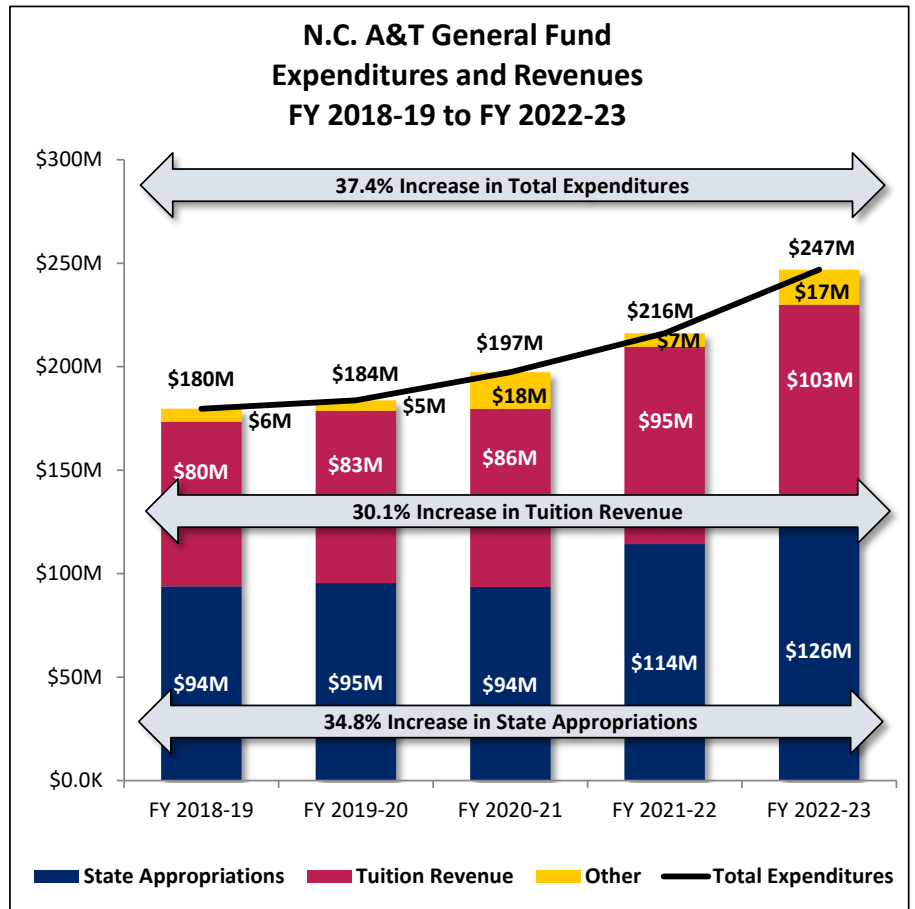
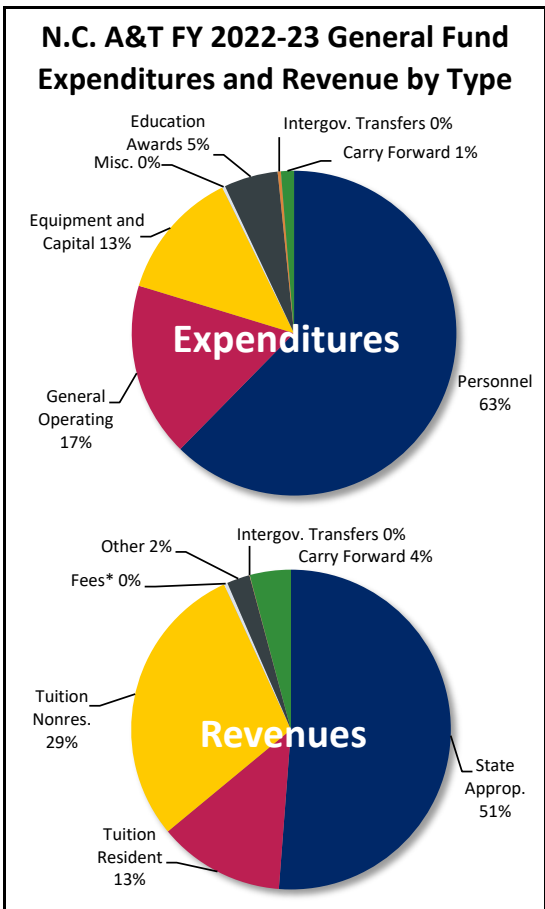
Actual General Fund Expenditures and Revenues, FY 2018-19 to FY 2022-23

Expenditures	FY 2018-19	FY 2019-20	FY 2020-21	FY 2021-22	FY 2022-23	Five-Year Change	
Personnel	131,315,394	135,051,972	140,500,590	142,665,146	154,961,076	23,645,682	18%
General Operating	26,987,397	25,381,442	28,387,617	27,861,751	43,156,131	16,168,734	60%
Equipment and Capital	6,835,921	7,399,901	9,837,148	14,529,295	32,282,953	25,447,031	372%
Miscellaneous	561,156	957,966	805,561	899,736	729,627	168,471	30%
Education Awards	12,392,282	12,643,217	12,999,702	13,740,009	13,370,469	978,187	8%
Intragovernmental Transfers	88,189	83,000	92,084	309,876	(794,911)	(883,100)	-1001%
Carry Forward to Next Year	1,497,647	2,225,307	4,710,959	16,173,722	3,222,608	1,724,961	115%
Total Expenditures	\$179,677,986	\$183,742,804	\$197,333,661	\$216,179,535	\$246,927,954	\$67,249,968	37%

Revenues

State Appropriation	93,838,062	95,490,569	93,567,794	114,318,189	126,463,127	32,625,065	35%
Tuition Resident	31,076,920	31,976,576	32,050,355	32,672,415	31,581,436	504,516	2%
Tuition Nonresident	48,473,623	51,148,351	53,956,122	62,570,961	71,893,013	23,419,390	48%
Fees*	1,091,422	1,104,601	1,779,316	854,453	879,809	(211,613)	-19%
Other	2,842,483	2,450,296	6,102,762	1,001,637	5,758,024	2,915,541	103%
Intragovernmental Transfers	47,582	124,225	7,679,391	82,041	84,932	37,350	78%
Carry Forward from Prior Year	2,307,895	1,448,186	2,197,921	4,679,838	10,267,612	7,959,717	345%
Total Revenues	\$179,677,986	\$183,742,804	\$197,333,661	\$216,179,535	\$246,927,954	\$67,249,968	37%

* S.L. 2012-142, Section 9.9 permitted all student fees to be budgeted in Institutional Trust Funds, rather than the General Fund.



North Carolina Central University

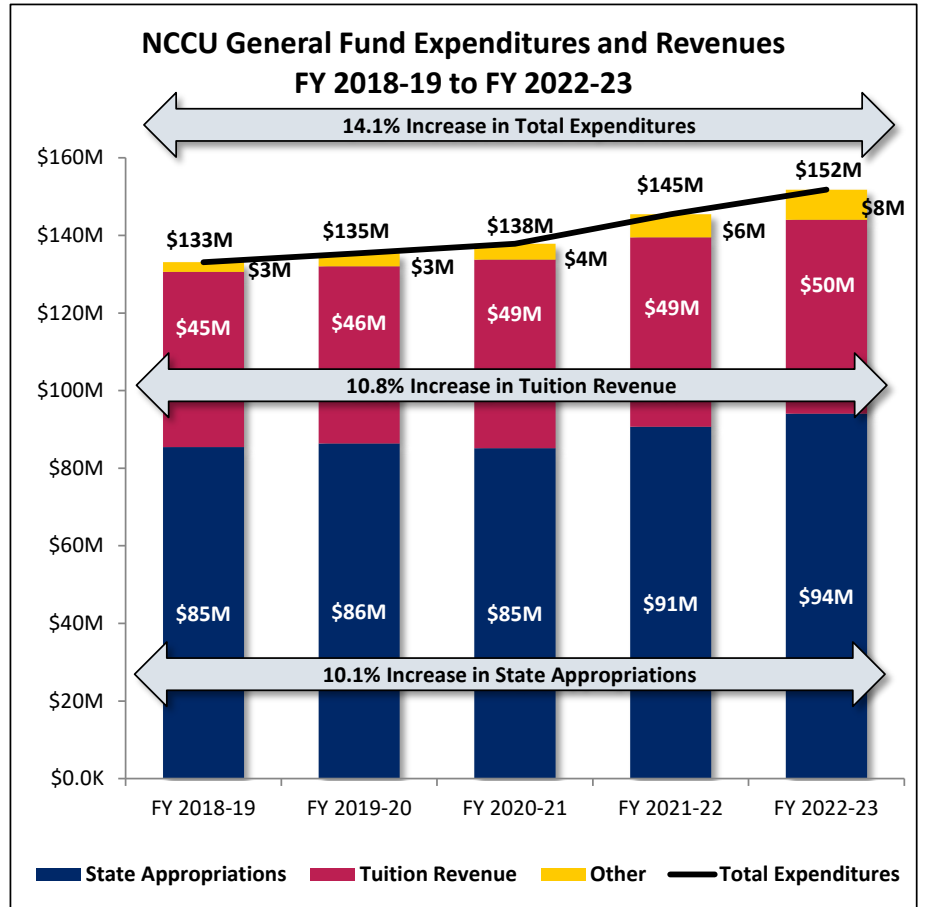
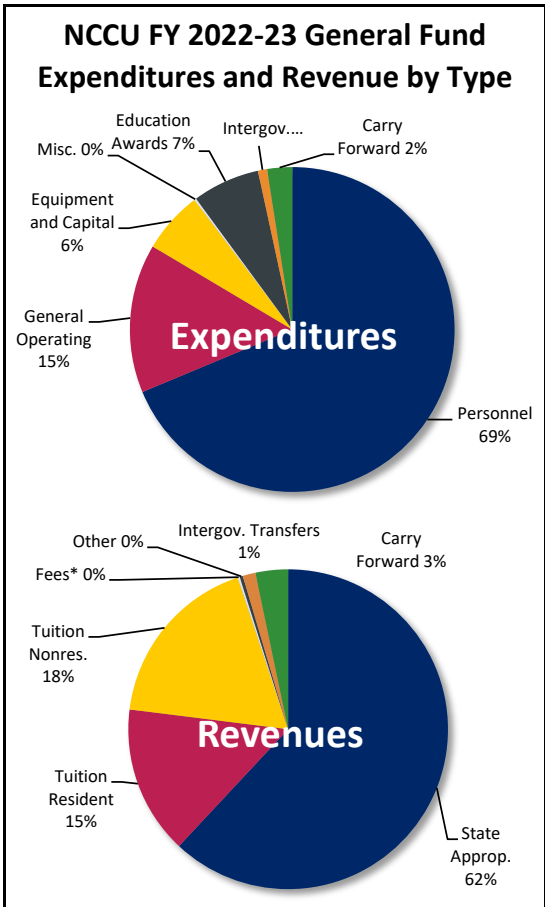
Actual General Fund Expenditures and Revenues, FY 2018-19 to FY 2022-23

Expenditures	FY 2018-19	FY 2019-20	FY 2020-21	FY 2021-22	FY 2022-23	Five-Year Change	
Personnel	100,186,194	99,839,342	100,835,545	104,321,273	104,289,522	4,103,328	4%
General Operating	15,111,553	17,324,787	16,094,503	15,586,220	22,513,238	7,401,685	49%
Equipment and Capital	6,317,586	5,414,613	6,132,373	5,921,536	9,363,420	3,045,835	48%
Miscellaneous	350,802	202,558	648,414	388,756	306,682	(44,119)	-13%
Education Awards	9,873,745	9,452,032	9,795,639	10,073,436	10,162,855	289,110	3%
Intragovernmental Transfers	934,572	972,464	1,187,344	4,146,849	1,396,823	462,251	49%
Carry Forward to Next Year	307,682	2,184,813	3,169,260	5,026,993	3,759,527	3,451,846	1122%
Total Expenditures	\$133,082,133	\$135,390,608	\$137,863,079	\$145,465,063	\$151,792,067	\$18,709,934	14%

Revenues

State Appropriation	85,457,239	86,379,954	85,117,639	90,650,121	94,047,571	8,590,332	10%
Tuition Resident	27,003,334	25,268,519	26,307,224	25,151,570	22,795,777	(4,207,557)	-16%
Tuition Nonresident	18,109,583	20,357,002	22,354,438	23,669,160	27,183,272	9,073,689	50%
Fees*	287,905	261,091	212,179	256,797	327,251	39,346	14%
Other	(291,430)	1,229,834	(1,835,485)	1,532,216	483,693	775,123	-266%
Intragovernmental Transfers	383,252	1,586,525	3,522,271	1,035,940	1,966,258	1,583,007	413%
Carry Forward from Prior Year	2,132,250	307,682	2,184,813	3,169,260	4,988,245	2,855,994	134%
Total Revenues	\$133,082,133	\$135,390,608	\$137,863,079	\$145,465,063	\$151,792,067	\$18,709,934	14%

* S.L. 2012-142, Section 9.9 permitted all student fees to be budgeted in Institutional Trust Funds, rather than the General Fund.



North Carolina State University

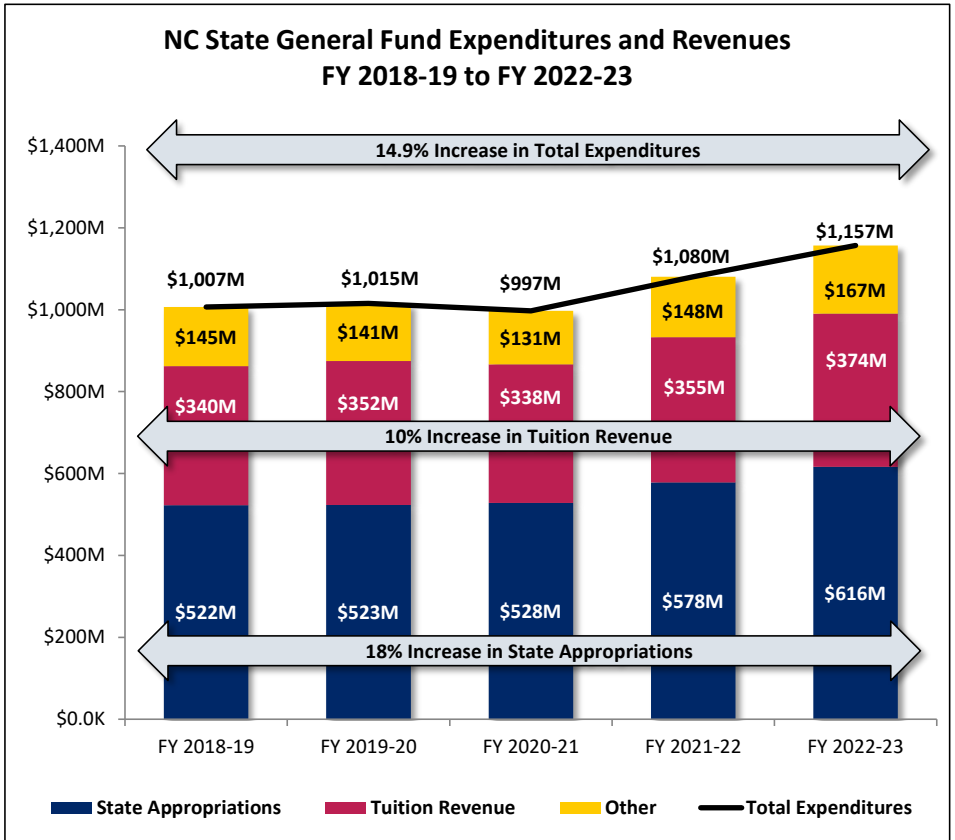
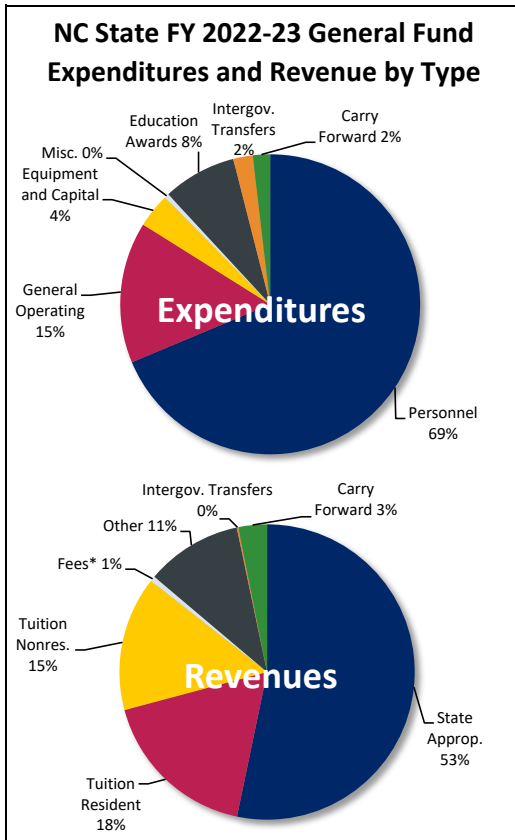
Actual General Fund Expenditures and Revenues, FY 2018-19 to FY 2022-23

Expenditures	FY 2018-19	FY 2019-20	FY 2020-21	FY 2021-22	FY 2022-23	Five-Year Change	
Personnel	690,049,683	711,836,716	714,952,485	740,325,889	794,711,246	104,661,563	15%
General Operating	159,812,917	152,885,687	139,747,237	154,648,320	176,136,826	16,323,909	10%
Equipment and Capital	33,531,382	32,454,264	30,241,827	37,428,832	42,918,067	9,386,686	28%
Miscellaneous	5,891,066	5,958,978	4,952,819	4,847,409	5,617,712	(273,354)	-5%
Education Awards	77,643,417	82,086,478	79,912,732	82,176,598	91,668,714	14,025,297	18%
Intragovernmental Transfers	20,815,706	25,001,573	11,966,746	24,612,841	24,431,462	3,615,756	17%
Carry Forward to Next Year	19,220,898	5,178,881	15,471,113	36,193,877	21,462,323	2,241,425	12%
Total Expenditures	\$1,006,965,068	\$1,015,402,577	\$997,244,959	\$1,080,233,766	\$1,156,946,349	\$149,981,281	15%

Revenues

State Appropriation	522,482,253	522,902,154	528,297,642	578,015,894	616,310,706	93,828,453	18%
Tuition Resident	188,222,860	195,185,343	203,702,641	206,494,525	203,368,240	15,145,380	8%
Tuition Nonresident	151,605,012	156,410,343	134,515,765	148,098,485	170,443,923	18,838,911	12%
Fees*	10,173,716	7,561,674	2,822,909	6,829,101	6,729,189	(3,444,527)	-34%
Other	111,847,203	112,320,852	115,603,079	124,627,595	121,870,319	10,023,116	9%
Intragovernmental Transfers	2,444,383	1,801,848	7,124,042	698,249	2,030,095	(414,288)	-17%
Carry Forward from Prior Year	20,189,641	19,220,362	5,178,881	15,469,916	36,193,877	16,004,236	79%
Total Revenues	\$1,006,965,068	\$1,015,402,577	\$997,244,959	\$1,080,233,766	\$1,156,946,349	\$149,981,281	15%

* S.L. 2012-142, Section 9.9 permitted all student fees to be budgeted in Institutional Trust Funds, rather than the General Fund.



UNC Asheville

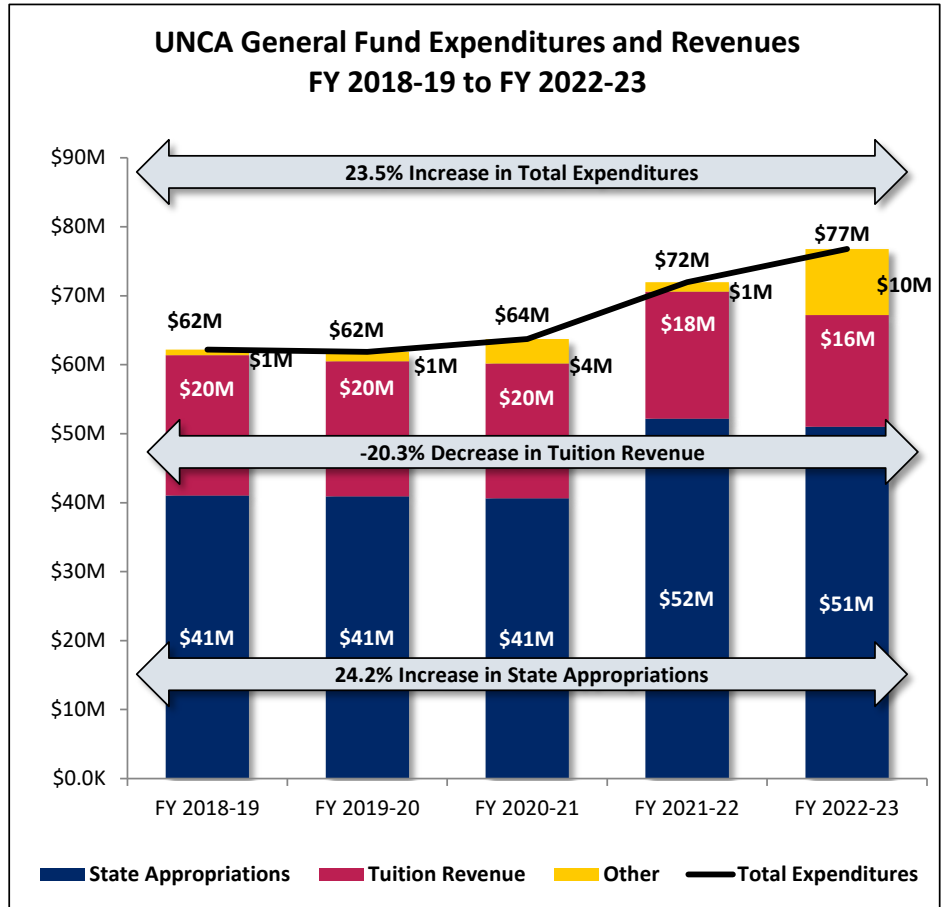
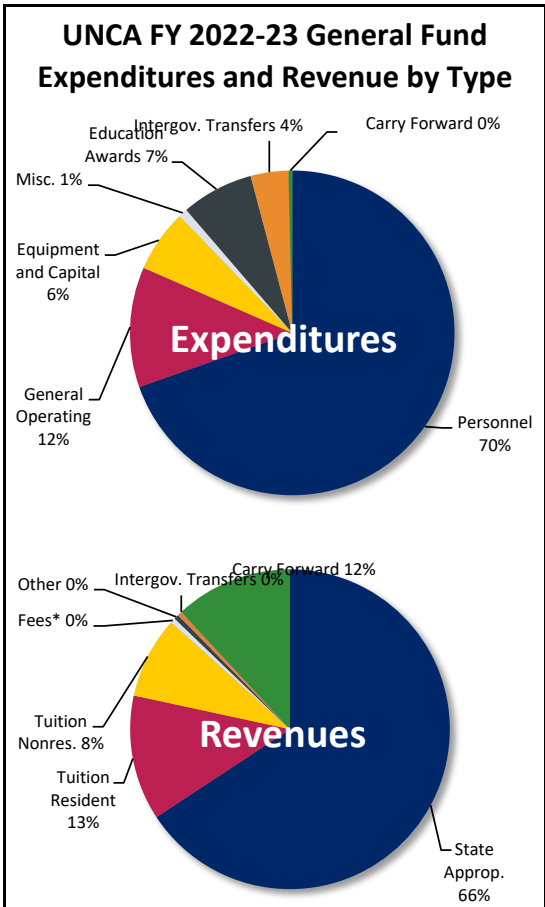
Actual General Fund Expenditures and Revenues, FY 2018-19 to FY 2022-23

Expenditures	FY 2018-19	FY 2019-20	FY 2020-21	FY 2021-22	FY 2022-23	Five-Year Change	
Personnel	49,495,973	49,327,614	47,919,669	48,894,793	53,425,383	3,929,410	8%
General Operating	5,685,492	6,522,335	8,030,419	6,810,938	9,195,959	3,510,467	62%
Equipment and Capital	1,250,150	1,212,066	2,201,865	1,818,454	4,777,411	3,527,261	282%
Miscellaneous	739,549	834,314	621,120	742,398	685,459	(54,091)	-7%
Education Awards	3,941,181	3,422,030	3,362,939	3,426,784	5,519,867	1,578,686	40%
Intragovernmental Transfers	389,281	449,324	1,231,729	1,035,905	2,882,362	2,493,081	640%
Carry Forward to Next Year	671,912	94,512	363,838	9,232,730	291,480	(380,433)	-57%
Total Expenditures	\$62,173,539	\$61,862,195	\$63,731,577	\$71,962,003	\$76,777,920	\$14,604,381	23%

Revenues

State Appropriation	41,045,435	40,893,900	40,619,983	52,182,648	50,986,322	9,940,887	24%
Tuition Resident	11,993,324	11,653,476	11,666,997	10,873,376	9,809,392	(2,183,932)	-18%
Tuition Nonresident	8,355,395	7,939,006	7,894,747	7,551,954	6,416,064	(1,939,331)	-23%
Fees*	255,570	152,067	(286,677)	(376,615)	(391,199)	(646,768)	-253%
Other	30,120	(95,868)	1,730,729	1,511,315	369,450	339,330	1127%
Intragovernmental Transfers	142,836	647,701	2,011,287	195,486	355,160	212,324	149%
Carry Forward from Prior Year	350,860	671,912	94,512	23,838	9,232,730	8,881,870	2531%
Total Revenues	\$62,173,539	\$61,862,195	\$63,731,577	\$71,962,003	\$76,777,920	\$14,604,381	23%

* S.L. 2012-142, Section 9.9 permitted all student fees to be budgeted in Institutional Trust Funds, rather than the General Fund.



UNC-Chapel Hill

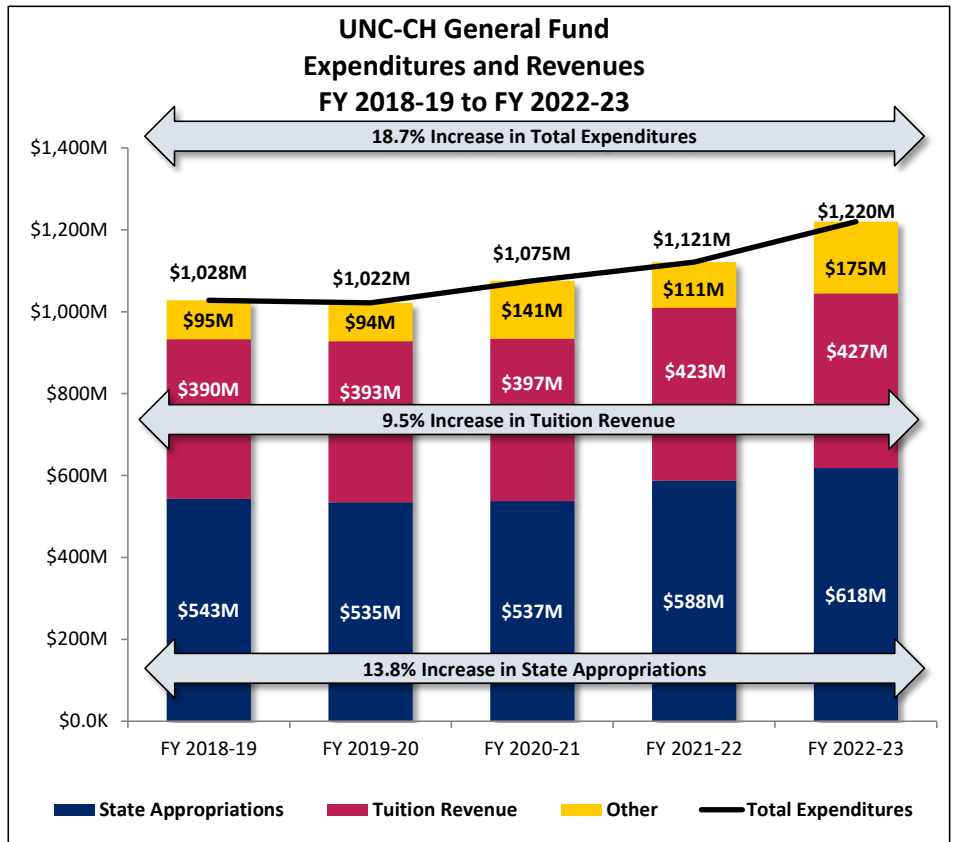
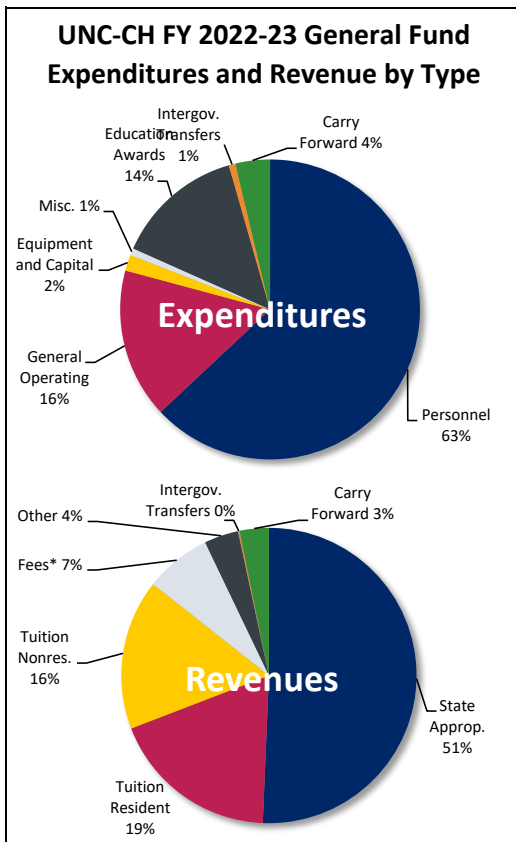
Actual General Fund Expenditures and Revenues, FY 2018-19 to FY 2022-23

Expenditures	FY 2018-19	FY 2019-20	FY 2020-21	FY 2021-22	FY 2022-23	Five-Year Change	
Personnel	661,167,959	669,214,363	689,604,509	697,209,411	768,840,676	107,672,717	16%
General Operating	148,888,058	152,879,090	171,528,874	183,661,514	197,176,475	48,288,417	32%
Equipment and Capital	14,153,665	16,077,164	18,954,714	15,246,066	21,163,533	7,009,868	50%
Miscellaneous	11,277,796	9,073,129	9,822,548	9,023,605	9,101,950	(2,175,846)	-19%
Education Awards	162,805,596	155,357,481	160,592,145	166,411,453	169,573,066	6,767,470	4%
Intragovernmental Transfers	10,648,804	8,558,099	15,645,077	10,545,747	8,678,108	(1,970,696)	-19%
Carry Forward to Next Year	19,255,783	10,532,366	9,072,668	38,934,307	45,459,996	26,204,213	136%
Total Expenditures	\$1,028,197,661	\$1,021,691,693	\$1,075,220,537	\$1,121,032,102	\$1,219,993,804	\$191,796,143	19%

Revenues

State Appropriation	543,274,441	534,765,894	537,409,229	587,593,407	618,035,400	74,760,959	14%
Tuition Resident	214,372,048	218,893,381	226,625,728	227,350,116	225,712,344	11,340,296	5%
Tuition Nonresident	175,481,393	174,076,944	170,202,811	195,170,567	201,017,904	25,536,511	15%
Fees*	71,386,889	61,701,540	65,585,339	81,307,581	88,401,283	17,014,394	24%
Other	16,120,824	12,519,373	53,525,437	20,153,989	45,820,712	29,699,888	184%
Intragovernmental Transfers	649,989	478,777	11,328,094	383,773	2,071,855	1,421,866	219%
Carry Forward from Prior Year	6,912,078	19,255,783	10,543,898	9,072,668	38,934,307	32,022,229	463%
Total Revenues	\$1,028,197,661	\$1,021,691,693	\$1,075,220,537	\$1,121,032,102	\$1,219,993,804	\$191,796,143	19%

* S.L. 2012-142, Section 9.9 permitted all student fees to be budgeted in Institutional Trust Funds, rather than the General Fund.



UNC Charlotte

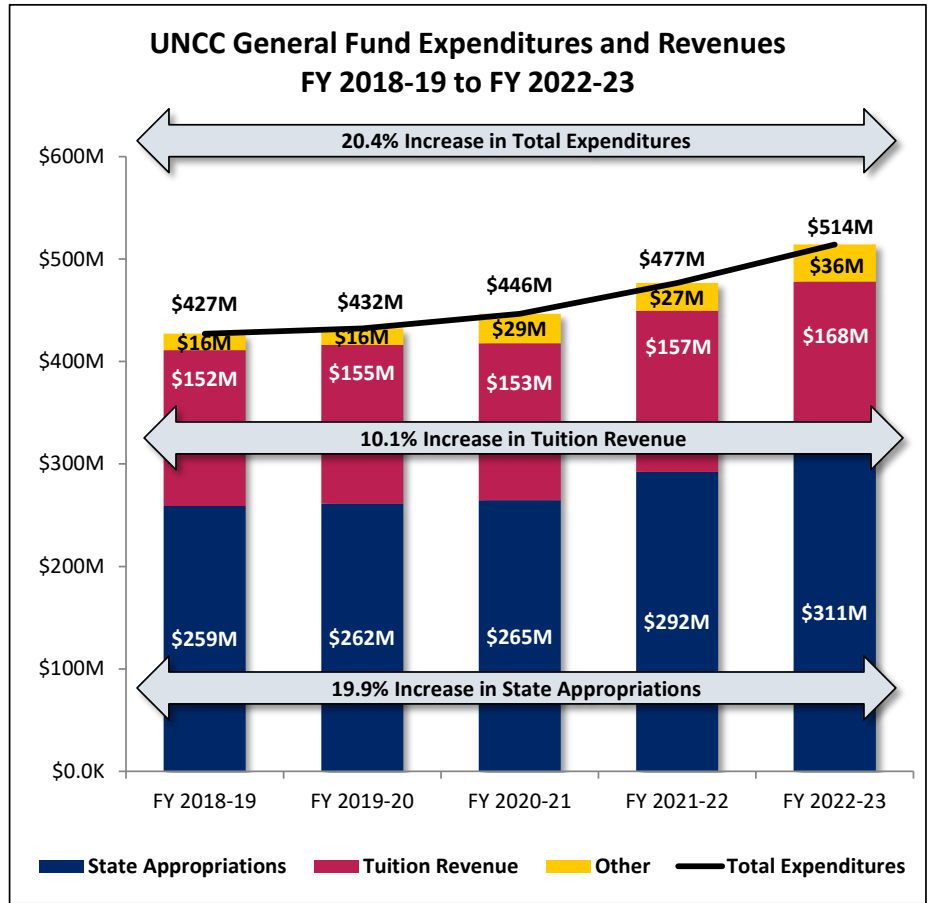
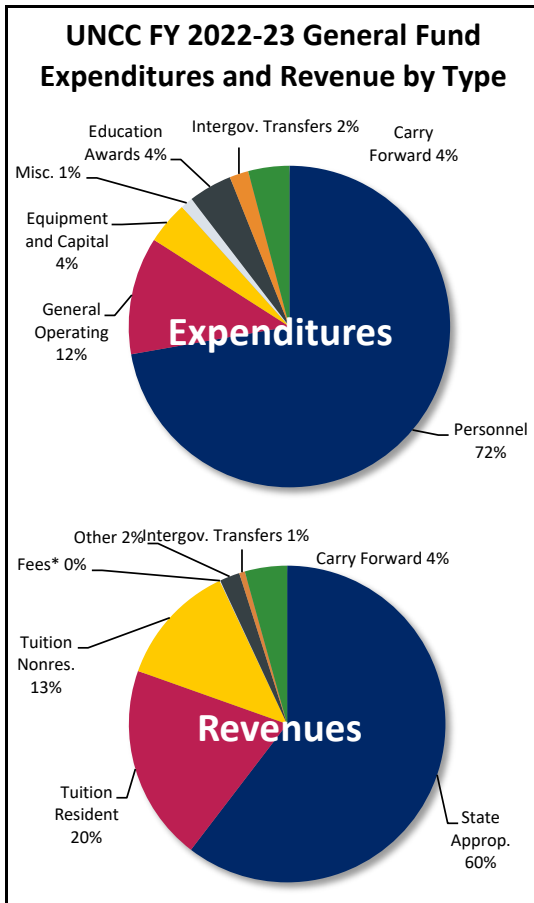
Actual General Fund Expenditures and Revenues, FY 2018-19 to FY 2022-23

Expenditures	FY 2018-19	FY 2019-20	FY 2020-21	FY 2021-22	FY 2022-23	Five-Year Change	
Personnel	322,077,403	336,682,289	338,458,580	347,807,291	371,447,853	49,370,450	15%
General Operating	50,301,129	46,424,748	49,641,451	52,601,784	60,788,208	10,487,078	21%
Equipment and Capital	16,017,477	15,141,096	19,528,580	17,457,113	22,037,689	6,020,212	38%
Miscellaneous	4,862,685	7,638,611	7,199,139	5,437,136	6,383,286	1,520,602	31%
Education Awards	16,769,853	16,819,708	17,646,560	20,292,888	22,484,636	5,714,783	34%
Intragovernmental Transfers	8,025,429	8,002,487	1,212,528	10,861,368	9,828,440	1,803,011	22%
Carry Forward to Next Year	9,086,254	1,737,590	12,778,624	22,177,902	21,236,937	12,150,683	134%
Total Expenditures	\$427,140,230	\$432,446,529	\$446,465,461	\$476,635,483	\$514,207,049	\$87,066,819	20%

Revenues

State Appropriation	258,937,065	261,533,302	264,630,879	292,421,671	310,557,428	51,620,363	20%
Tuition Resident	98,890,270	101,006,725	105,129,577	102,485,362	103,046,614	4,156,344	4%
Tuition Nonresident	53,356,581	53,597,334	47,963,511	54,734,504	64,527,356	11,170,775	21%
Fees*	3,472,584	2,532,886	2,451,346	3,118,766	340,302	(3,132,282)	-90%
Other	4,175,021	3,938,956	17,455,241	10,928,998	10,540,632	6,365,612	152%
Intragovernmental Transfers	166,053	751,071	7,097,317	167,559	3,016,814	2,850,761	1717%
Carry Forward from Prior Year	8,142,657	9,086,254	1,737,590	12,778,624	22,177,902	14,035,246	172%
Total Revenues	\$427,140,230	\$432,446,529	\$446,465,461	\$476,635,483	\$514,207,049	\$87,066,819	20%

* S.L. 2012-142, Section 9.9 permitted all student fees to be budgeted in Institutional Trust Funds, rather than the General Fund.



UNC Greensboro

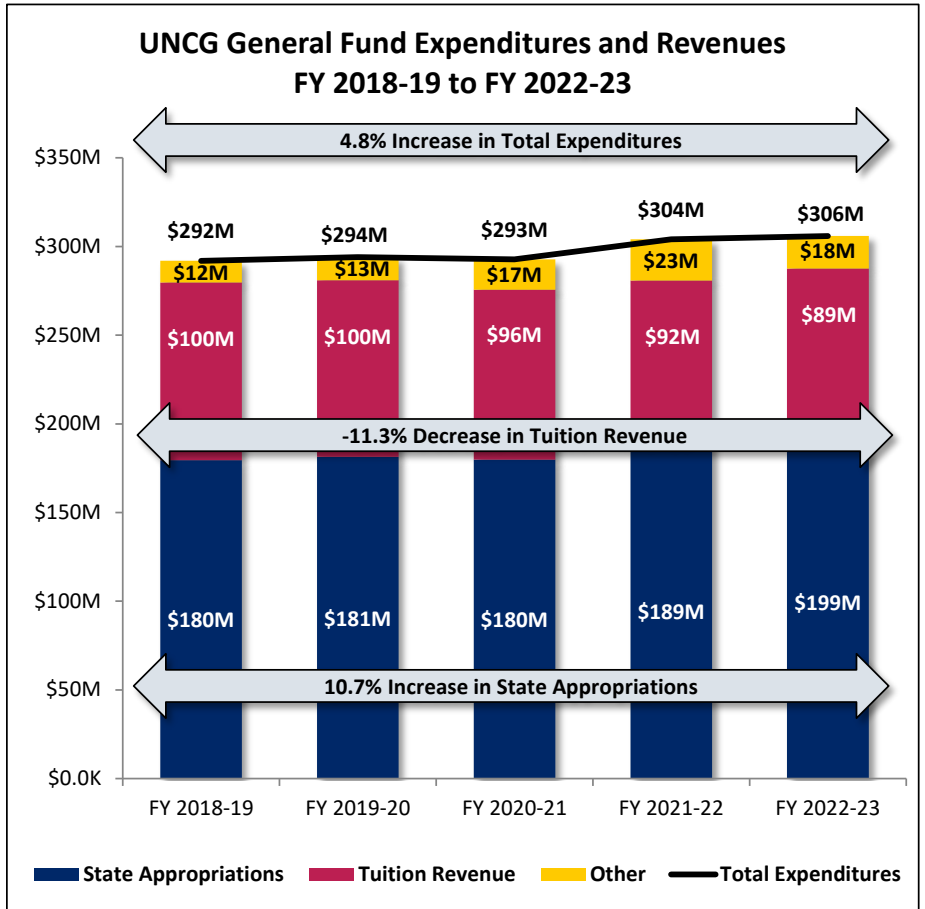
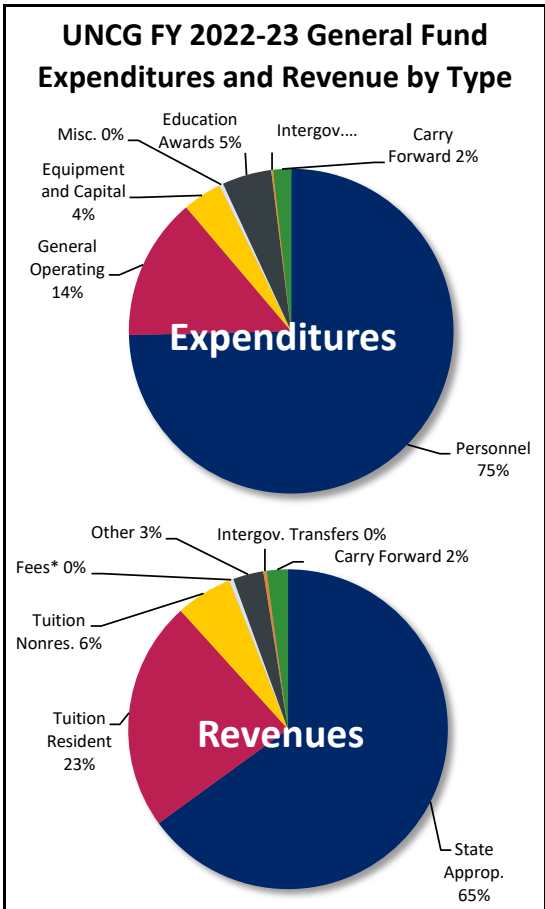
Actual General Fund Expenditures and Revenues, FY 2018-19 to FY 2022-23

Expenditures	FY 2018-19	FY 2019-20	FY 2020-21	FY 2021-22	FY 2022-23	Five-Year Change	
Personnel	224,645,266	230,303,529	221,726,148	226,460,245	228,227,320	3,582,054	2%
General Operating	34,314,306	31,771,921	31,062,954	36,122,643	43,372,829	9,058,523	26%
Equipment and Capital	9,798,893	12,156,628	13,233,518	10,045,755	11,980,891	2,181,999	22%
Miscellaneous	1,828,560	1,490,988	1,423,286	1,229,307	1,200,031	(628,529)	-34%
Education Awards	15,152,968	15,061,264	14,894,699	15,034,873	15,039,911	(113,057)	-1%
Intragovernmental Transfers	1,412,847	2,071,423	347,317	8,536,702	573,587	(839,260)	-59%
Carry Forward to Next Year	4,731,179	1,170,949	10,057,650	6,553,996	5,470,168	738,988	16%
Total Expenditures	\$291,884,019	\$294,026,701	\$292,745,573	\$303,983,520	\$305,864,737	\$13,980,718	5%

Revenues

State Appropriation	179,541,641	181,445,203	179,816,778	189,186,045	198,793,472	19,251,831	11%
Tuition Resident	80,555,965	80,598,566	77,457,584	74,969,491	71,232,005	(9,323,960)	-12%
Tuition Nonresident	19,525,348	18,928,465	18,339,054	16,616,250	17,490,599	(2,034,749)	-10%
Fees*	1,119,171	1,283,294	1,176,459	1,690,122	1,341,054	221,884	20%
Other	7,145,105	6,802,545	10,812,850	11,271,953	9,432,021	2,286,916	32%
Intragovernmental Transfers	99,807	237,449	3,971,899	8,371,052	1,021,591	921,784	924%
Carry Forward from Prior Year	3,896,982	4,731,179	1,170,949	1,878,607	6,553,996	2,657,014	68%
Total Revenues	\$291,884,019	\$294,026,701	\$292,745,573	\$303,983,520	\$305,864,737	\$13,980,718	5%

* S.L. 2012-142, Section 9.9 permitted all student fees to be budgeted in Institutional Trust Funds, rather than the General Fund.



UNC Pembroke

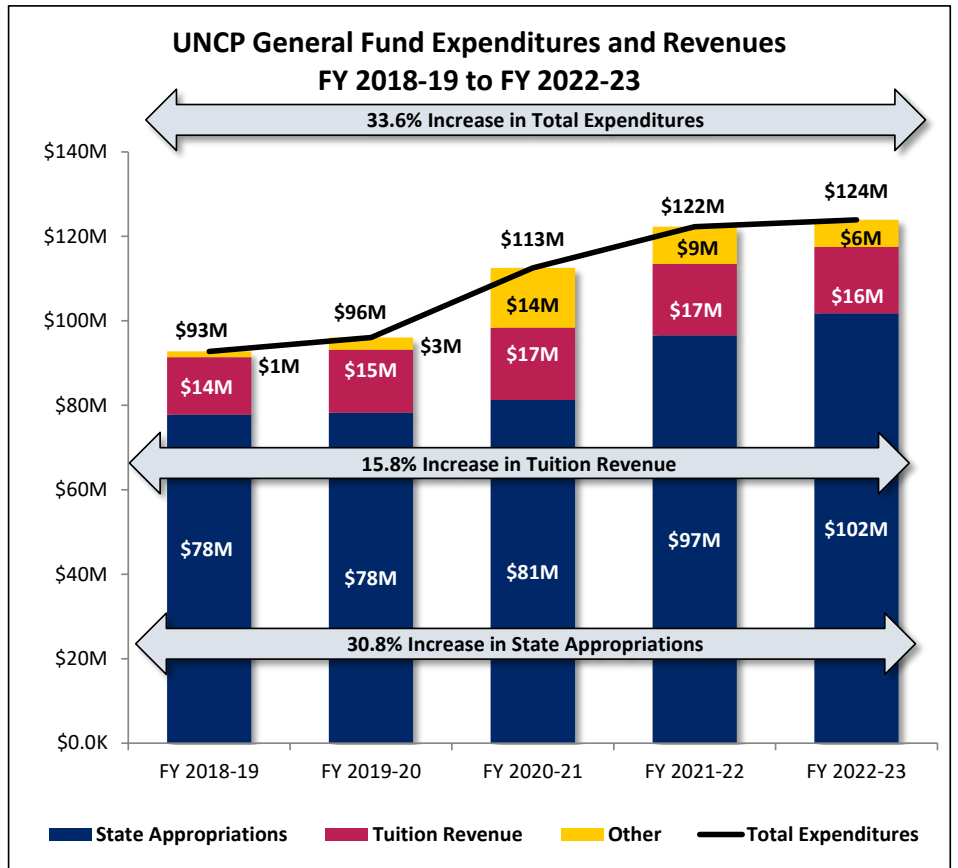
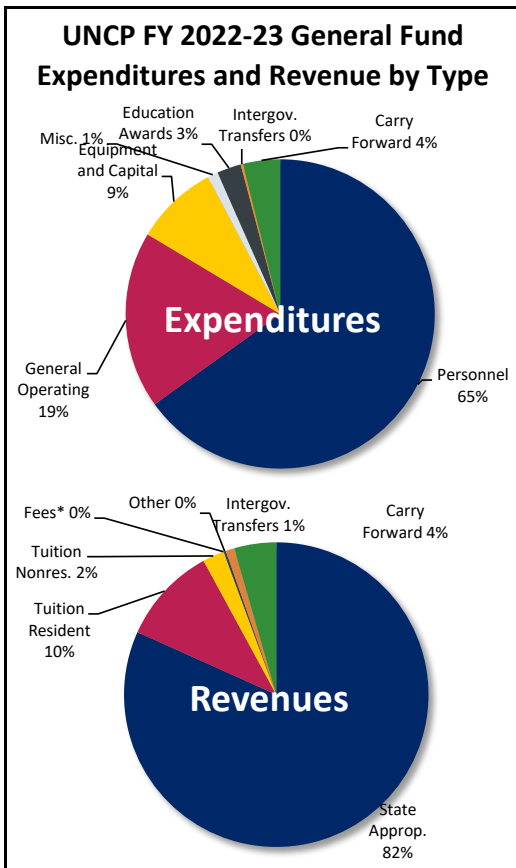
Actual General Fund Expenditures and Revenues, FY 2018-19 to FY 2022-23

Expenditures	FY 2018-19	FY 2019-20	FY 2020-21	FY 2021-22	FY 2022-23	Five-Year Change	
Personnel	68,412,010	72,056,743	71,041,329	76,448,251	80,624,090	12,212,080	18%
General Operating	11,319,965	12,574,877	20,379,409	18,875,417	22,965,118	11,645,152	103%
Equipment and Capital	3,571,811	4,379,683	9,995,353	8,629,640	10,752,131	7,180,320	201%
Miscellaneous	2,486,385	1,966,227	2,243,245	1,212,104	1,350,877	(1,135,509)	-46%
Education Awards	3,260,225	2,797,528	3,256,455	3,528,414	3,122,930	(137,295)	-4%
Intragovernmental Transfers	1,368,383	1,945,837	233,461	7,928,308	297,092	(1,071,291)	-78%
Carry Forward to Next Year	2,341,804	348,208	5,396,841	5,703,777	4,802,117	2,460,314	105%
Total Expenditures	\$92,760,583	\$96,069,103	\$112,546,093	\$122,325,911	\$123,914,355	\$31,153,772	34%

Revenues

State Appropriation	77,815,784	78,271,535	81,282,062	96,532,487	101,766,391	23,950,607	31%
Tuition Resident	11,549,049	12,319,288	14,307,015	14,008,065	12,886,403	1,337,354	12%
Tuition Nonresident	2,033,849	2,583,114	2,790,395	2,928,229	2,841,981	808,132	40%
Fees*	87,529	73,984	75,477	77,743	22,407	(65,122)	-74%
Other	(326,089)	514,617	2,851,279	3,368,302	(303,842)	22,246	-7%
Intragovernmental Transfers	1,477	107,190	11,043,761	14,243	1,159,846	1,158,370	78439%
Carry Forward from Prior Year	1,598,984	2,199,374	196,104	5,396,841	5,541,169	3,942,185	247%
Total Revenues	\$92,760,583	\$96,069,103	\$112,546,093	\$122,325,911	\$123,914,355	\$31,153,772	34%

* S.L. 2012-142, Section 9.9 permitted all student fees to be budgeted in Institutional Trust Funds, rather than the General Fund.



UNC Wilmington

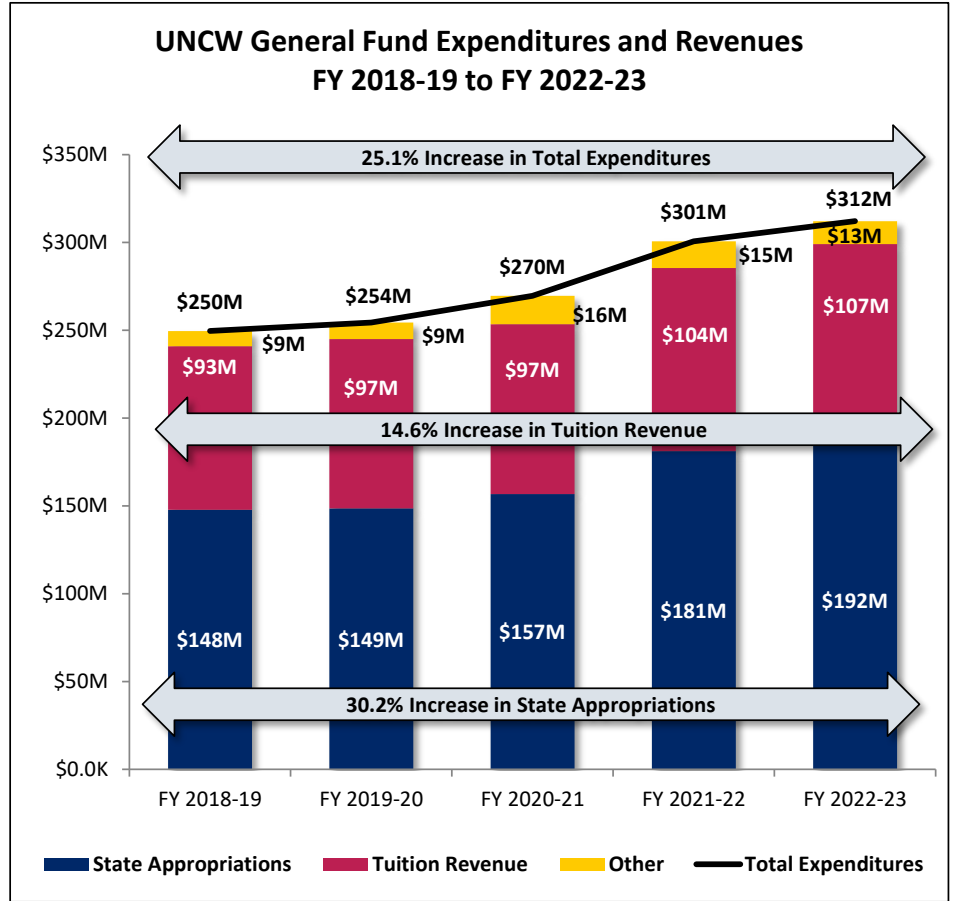
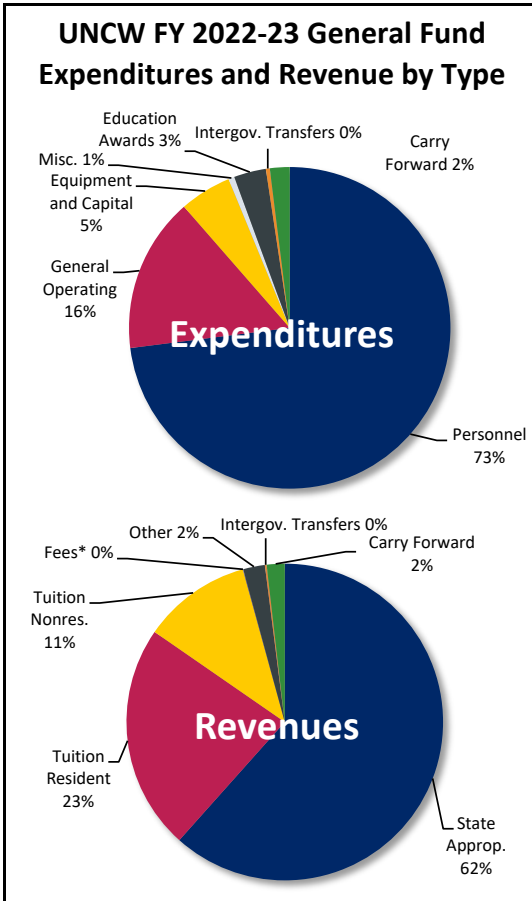
Actual General Fund Expenditures and Revenues, FY 2018-19 to FY 2022-23

Expenditures	FY 2018-19	FY 2019-20	FY 2020-21	FY 2021-22	FY 2022-23	Five-Year Change	
Personnel	190,381,170	194,492,841	198,870,765	216,833,636	227,840,813	37,459,642	20%
General Operating	30,212,222	31,690,055	33,579,795	41,339,823	48,650,524	18,438,302	61%
Equipment and Capital	11,624,292	13,044,056	13,724,535	14,065,257	16,276,963	4,652,671	40%
Miscellaneous	1,422,966	1,769,982	2,398,235	2,082,225	1,868,486	445,520	31%
Education Awards	10,522,608	11,285,733	10,433,669	10,454,924	10,093,324	(429,284)	-4%
Intragovernmental Transfers	1,247,116	1,335,132	1,943,278	10,089,895	1,241,404	(5,712)	0%
Carry Forward to Next Year	4,207,100	708,811	8,585,605	5,719,847	6,187,055	1,979,955	47%
Total Expenditures	\$249,617,476	\$254,326,609	\$269,535,881	\$300,585,606	\$312,158,569	\$62,541,093	25%

Revenues

State Appropriation	147,823,501	148,520,674	156,718,682	181,222,251	192,468,360	44,644,859	30%
Tuition Resident	61,540,340	65,851,646	70,040,804	71,646,389	71,955,843	10,415,503	17%
Tuition Nonresident	31,494,225	30,666,831	26,663,416	32,639,249	34,665,276	3,171,051	10%
Fees*	-	-	(567,330)	(2,130,214)	(147,082)	(147,082)	
Other	4,970,460	4,838,395	10,217,721	8,582,823	6,921,181	1,950,721	39%
Intragovernmental Transfers	134,739	241,962	5,753,776	39,504	575,144	440,405	327%
Carry Forward from Prior Year	3,654,211	4,207,100	708,811	8,585,605	5,719,847	2,065,636	57%
Total Revenues	\$249,617,476	\$254,326,609	\$269,535,881	\$300,585,606	\$312,158,569	\$62,541,093	25%

* S.L. 2012-142, Section 9.9 permitted all student fees to be budgeted in Institutional Trust Funds, rather than the General Fund.



UNC School of the Arts

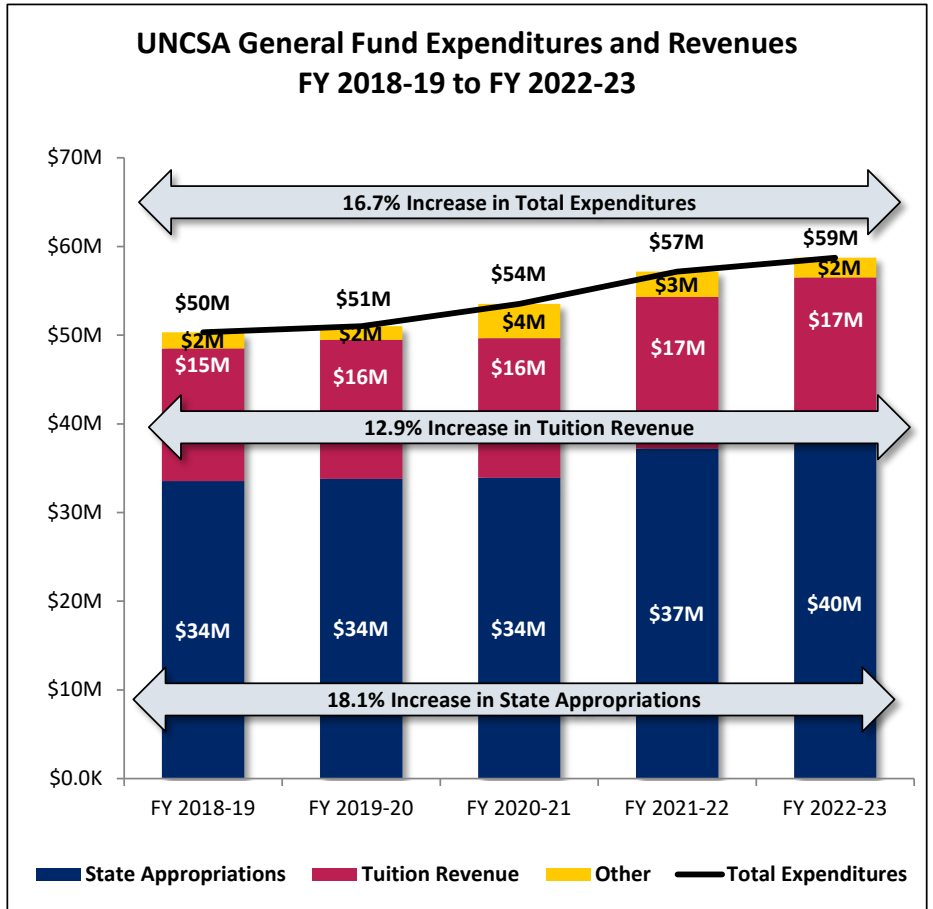
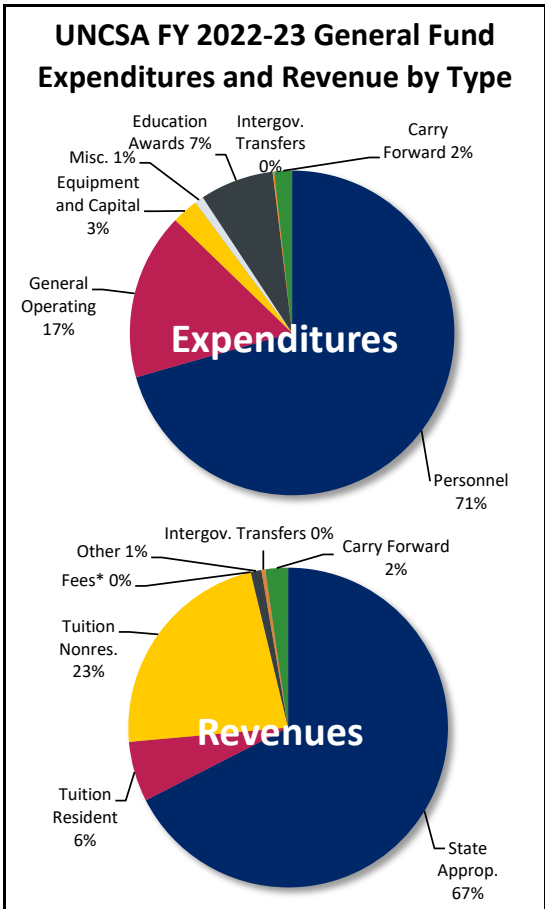
Actual General Fund Expenditures and Revenues, FY 2018-19 to FY 2022-23

Expenditures	FY 2018-19	FY 2019-20	FY 2020-21	FY 2021-22	FY 2022-23	Five-Year Change	
Personnel	36,058,377	36,555,341	36,815,018	38,842,232	41,452,233	5,393,856	15%
General Operating	7,063,046	6,649,797	8,074,594	8,086,175	9,765,675	2,702,629	38%
Equipment and Capital	1,458,955	1,644,487	2,302,403	2,278,712	1,539,026	80,071	5%
Miscellaneous	463,361	447,101	495,535	512,692	516,839	53,478	12%
Education Awards	4,173,878	3,915,177	4,058,817	4,329,373	4,320,468	146,591	4%
Intragovernmental Transfers	144,086	913,770	75,000	1,771,844	96,126	(47,960)	-33%
Carry Forward to Next Year	962,351	897,865	1,703,648	1,337,978	1,032,862	70,512	7%
Total Expenditures	\$50,324,053	\$51,023,539	\$53,525,015	\$57,159,007	\$58,723,229	\$8,399,176	17%

Revenues

State Appropriation	33,547,031	33,813,217	33,936,887	37,216,503	39,628,574	6,081,543	18%
Tuition Resident	3,651,606	3,804,254	3,729,277	3,760,470	3,572,922	(78,684)	-2%
Tuition Nonresident	11,299,744	11,856,932	12,002,258	13,341,505	13,309,627	2,009,883	18%
Fees*	202,290	347	4,944	80	-	(202,290)	-100%
Other	585,585	495,694	1,689,499	987,874	635,256	49,671	8%
Intragovernmental Transfers	8,235	90,745	1,264,286	148,927	238,872	230,637	2801%
Carry Forward from Prior Year	1,029,561	962,351	897,865	1,703,648	1,337,978	308,417	30%
Total Revenues	\$50,324,053	\$51,023,539	\$53,525,015	\$57,159,007	\$58,723,229	\$8,399,176	17%

* S.L. 2012-142, Section 9.9 permitted all student fees to be budgeted in Institutional Trust Funds, rather than the General Fund.



Western Carolina University

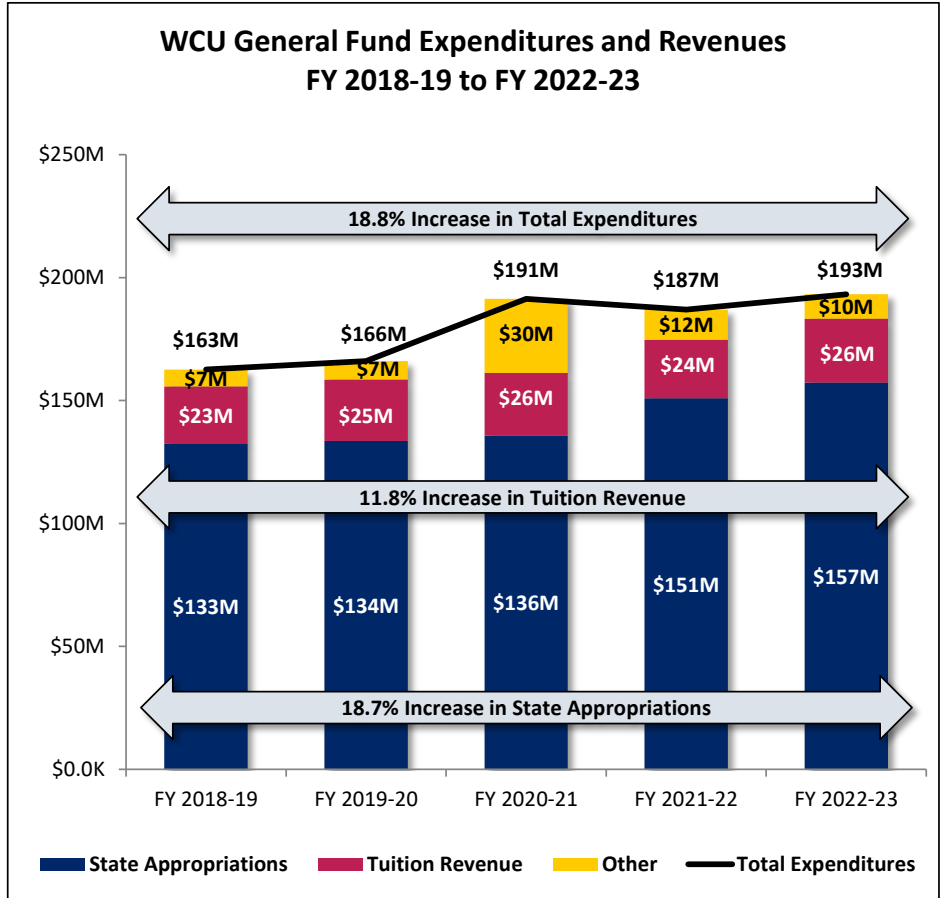
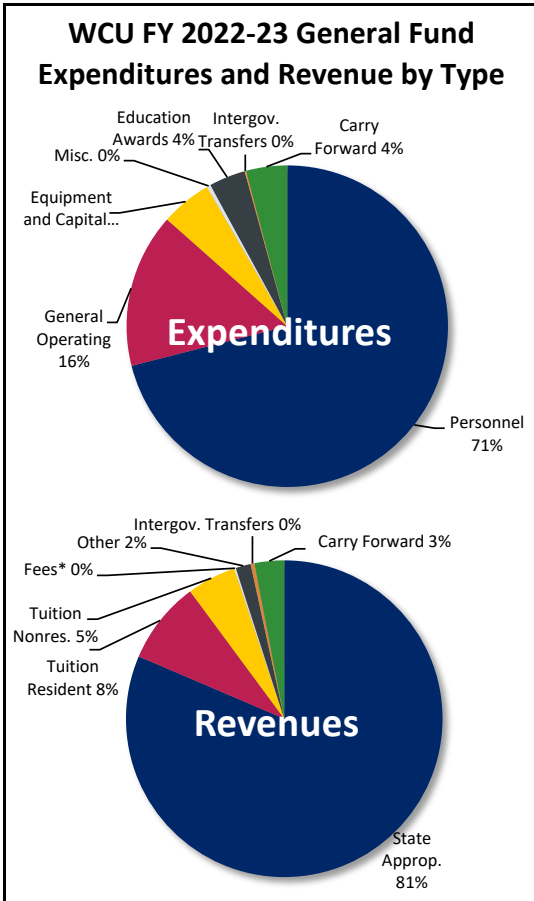
Actual General Fund Expenditures and Revenues, FY 2018-19 to FY 2022-23

Expenditures	FY 2018-19	FY 2019-20	FY 2020-21	FY 2021-22	FY 2022-23	Five-Year Change	
Personnel	112,268,861	118,435,785	120,823,533	128,228,497	137,234,516	24,965,655	22%
General Operating	27,201,570	25,980,029	28,207,279	28,810,712	29,973,218	2,771,648	10%
Equipment and Capital	11,481,038	8,925,908	10,183,772	9,713,512	9,902,966	(1,578,072)	-14%
Miscellaneous	733,138	851,745	931,190	842,693	744,356	11,217	2%
Education Awards	6,305,155	6,301,716	6,310,909	6,333,856	7,082,429	777,274	12%
Intragovernmental Transfers	298,502	2,920,685	17,226,381	6,999,981	259,853	(38,650)	-13%
Carry Forward to Next Year	4,331,059	2,662,635	7,670,171	6,023,147	8,000,213	3,669,154	85%
Total Expenditures	\$162,619,324	\$166,078,502	\$191,353,233	\$186,952,398	\$193,197,551	\$30,578,227	19%

Revenues

State Appropriation	132,555,355	133,512,119	135,716,962	150,894,110	157,330,434	24,775,079	19%
Tuition Resident	16,792,843	16,972,800	16,570,229	15,006,160	16,295,790	(497,053)	-3%
Tuition Nonresident	6,418,397	8,095,100	8,935,863	8,814,062	9,662,754	3,244,356	51%
Fees*	739,751	219,967	68,453	227,648	345,677	(394,074)	-53%
Other	2,512,754	2,626,963	20,107,192	4,271,917	2,970,570	457,817	18%
Intragovernmental Transfers	96,509	416,547	7,337,231	105,954	744,617	648,108	672%
Carry Forward from Prior Year	3,503,714	4,235,005	2,617,303	7,632,547	5,847,709	2,343,995	67%
Total Revenues	\$162,619,324	\$166,078,502	\$191,353,233	\$186,952,398	\$193,197,551	\$30,578,227	19%

* S.L. 2012-142, Section 9.9 permitted all student fees to be budgeted in Institutional Trust Funds, rather than the General Fund.



Winston-Salem State University

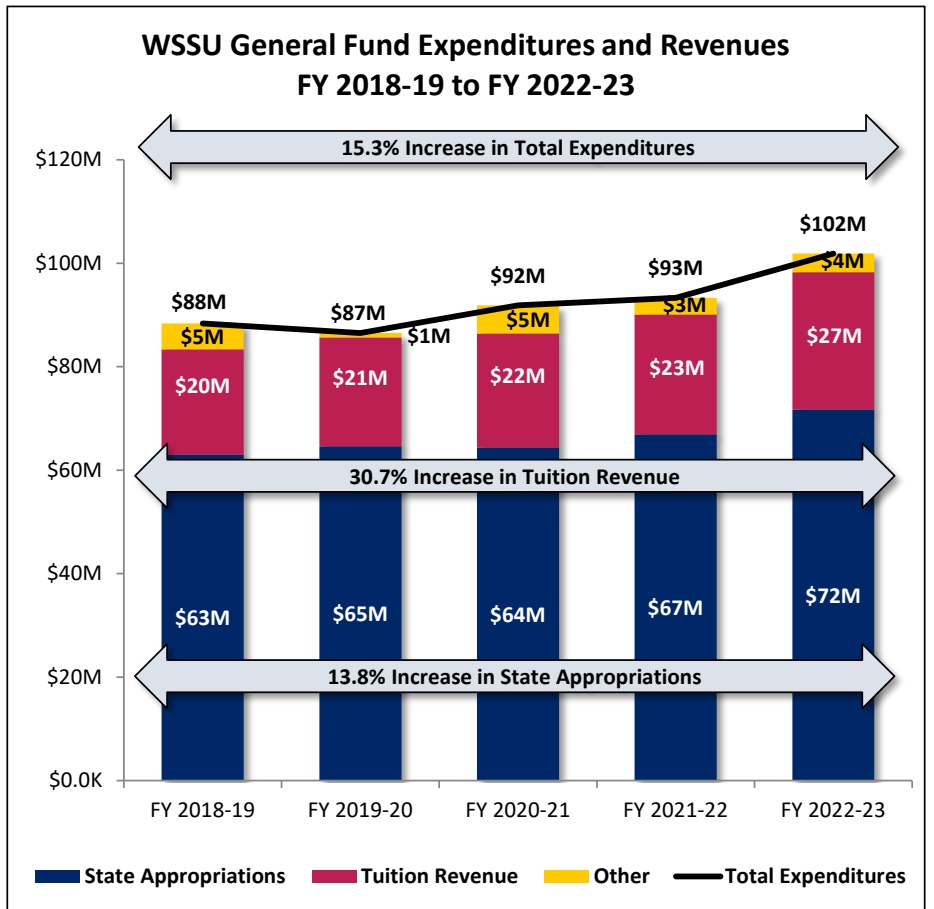
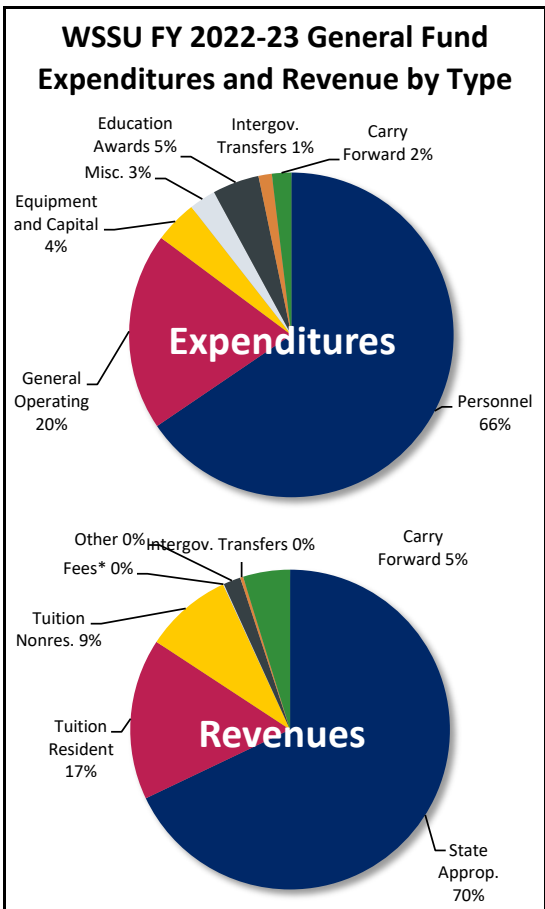
Actual General Fund Expenditures and Revenues, FY 2018-19 to FY 2022-23

Expenditures	FY 2018-19	FY 2019-20	FY 2020-21	FY 2021-22	FY 2022-23	Five-Year Change	
Personnel	66,079,613	64,549,750	62,729,782	63,459,994	66,727,023	647,410	1%
General Operating	11,499,101	10,313,896	13,436,806	12,783,935	20,043,391	8,544,291	74%
Equipment and Capital	2,524,154	4,077,870	5,080,928	2,768,987	4,332,296	1,808,142	72%
Miscellaneous	1,886,629	1,683,780	2,258,555	2,394,687	2,696,847	810,217	43%
Education Awards	4,609,280	4,667,295	4,772,676	4,686,130	4,744,526	135,246	3%
Intragovernmental Transfers	131,617	137,270	134,015	2,196,840	1,355,014	1,223,397	930%
Carry Forward to Next Year	1,601,819	1,077,874	3,451,965	5,013,748	1,958,290	356,471	22%
Total Expenditures	\$88,332,212	\$86,507,736	\$91,864,726	\$93,304,320	\$101,857,386	\$13,525,174	15%

Revenues

State Appropriation	63,011,644	64,636,171	64,374,313	66,938,698	71,695,469	8,683,825	14%
Tuition Resident	14,806,660	15,300,553	15,104,150	14,986,851	17,219,447	2,412,787	16%
Tuition Nonresident	5,527,810	5,735,071	6,937,287	8,149,360	9,365,032	3,837,222	69%
Fees*	235,101	138,800	234,236	139,033	86,953	(148,148)	-63%
Other	3,146,916	(1,130,159)	679,163	(526,507)	(1,846,868)	(4,993,784)	-159%
Intragovernmental Transfers	264,068	225,482	3,457,704	164,920	323,605	59,537	23%
Carry Forward from Prior Year	1,340,014	1,601,819	1,077,874	3,451,965	5,013,748	3,673,734	274%
Total Revenues	\$88,332,212	\$86,507,736	\$91,864,726	\$93,304,320	\$101,857,386	\$13,525,174	15%

* S.L. 2012-142, Section 9.9 permitted all student fees to be budgeted in Institutional Trust Funds, rather than the General Fund.



North Carolina School of Science and Mathematics

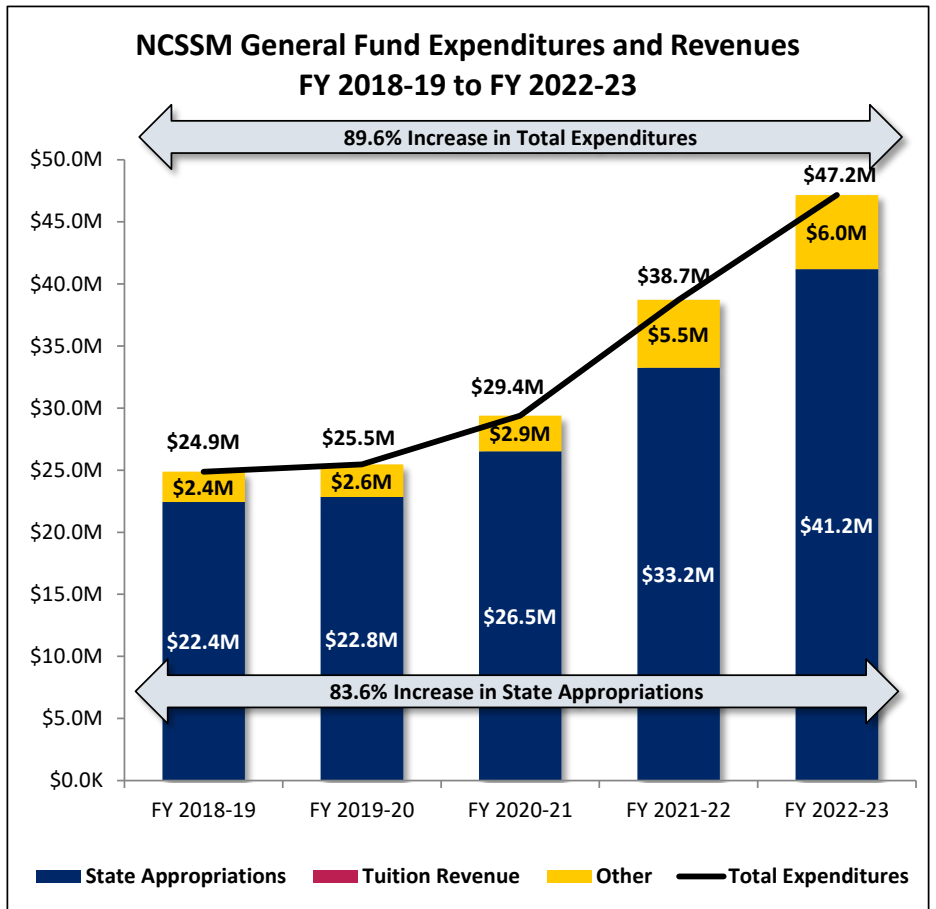
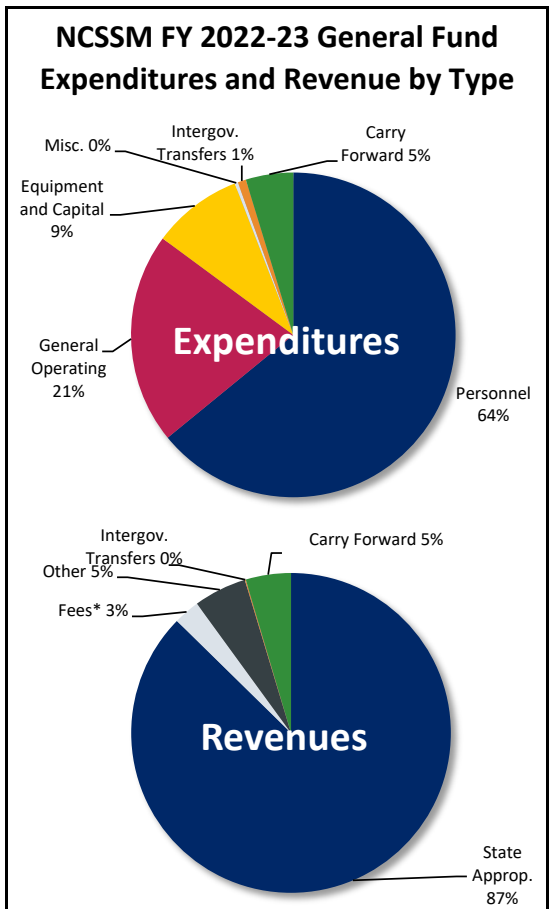
Actual General Fund Expenditures and Revenues, FY 2018-19 to FY 2022-23

Expenditures	FY 2018-19	FY 2019-20	FY 2020-21	FY 2021-22	FY 2022-23	Five-Year Change	
Personnel	19,879,559	20,587,012	21,260,784	24,892,135	30,225,781	10,346,223	52%
General Operating	4,392,747	4,311,425	4,313,146	5,379,001	9,917,543	5,524,796	126%
Equipment and Capital	427,226	355,030	2,521,315	4,756,804	4,248,763	3,821,538	895%
Miscellaneous	62,674	27,539	36,271	83,652	152,027	89,353	143%
Education Awards	-	13,420	1,680	4,800	-	-	
Intragovernmental Transfers	111,966	158,352	311,350	1,461,814	391,154	279,189	249%
Carry Forward to Next Year	-	14,554	950,325	2,155,232	2,228,085	2,228,085	
Total Expenditures	\$24,874,170	\$25,467,332	\$29,394,870	\$38,733,438	\$47,163,353	\$22,289,183	90%

Revenues

State Appropriation	22,441,187	22,830,715	26,509,675	33,245,184	41,194,846	18,753,659	84%
Tuition Resident	-	-	-	-	-	-	
Tuition Nonresident	-	-	-	-	-	-	
Fees*	593,802	420,577	355,267	1,039,220	1,242,713	648,910	109%
Other	1,339,084	1,606,144	1,346,160	3,329,981	2,521,578	1,182,494	88%
Intragovernmental Transfers	-	33,100	1,169,213	168,729	48,984	48,984	
Carry Forward from Prior Year	500,098	576,797	14,554	950,325	2,155,232	1,655,134	331%
Total Revenues	\$24,874,170	\$25,467,332	\$29,394,870	\$38,733,438	\$47,163,353	\$22,289,183	90%

* S.L. 2012-142, Section 9.9 permitted all student fees to be budgeted in Institutional Trust Funds, rather than the General Fund.



UNC System Office

Actual General Fund Expenditures and Revenues, FY 2018-19 to FY 2022-23

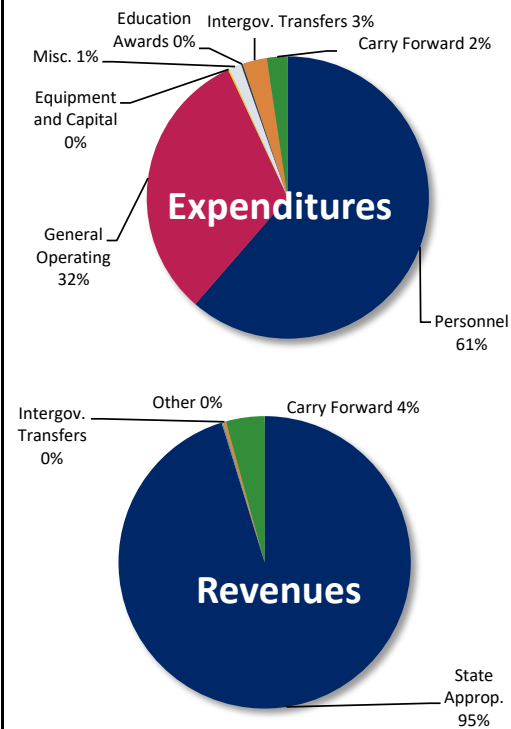
Expenditures	FY 2018-19	FY 2019-20	FY 2020-21	FY 2021-22	FY 2022-23	Five-Year Change	
Personnel	29,094,107	29,275,830	31,451,465	31,595,738	35,591,994	6,497,886	22%
General Operating	15,241,520	13,958,179	14,055,530	13,384,971	18,360,391	3,118,870	20%
Equipment and Capital	302,889	539,621	166,612	652,851	96,690	(206,199)	-68%
Miscellaneous	1,003,430	797,055	615,127	629,442	822,891	(180,539)	-18%
Education Awards	366,022	265,194	302,510	202,819	124,643	(241,379)	-66%
Intragovernmental Transfers	9,020,056	2,624,950	1,510,393	2,985,348	1,609,075	(7,410,981)	-82%
Carry Forward to Next Year	923,902	893,994	1,040,092	2,475,516	1,387,334	463,432	50%
Total Expenditures	\$55,951,926	\$48,354,824	\$49,141,729	\$51,926,685	\$57,993,018	\$2,041,092	4%

Revenues

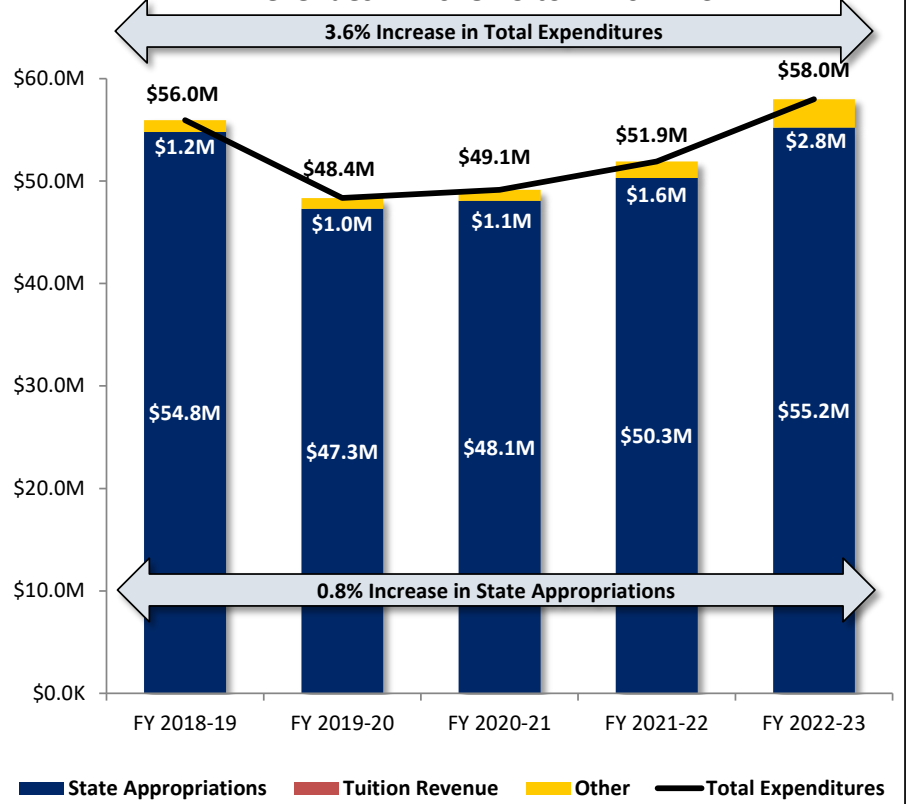
State Appropriation	54,789,173	47,305,901	48,060,503	50,302,041	55,233,663	444,489	1%
Tuition Resident	-	-	-	-	-	-	-
Tuition Nonresident	-	-	-	-	-	-	-
Fees*	-	-	-	-	-	-	-
Other	55,519	65,939	43,079	484,855	85,096	29,577	53%
Intragovernmental Transfers	193,008	59,082	144,153	99,697	198,743	5,735	3%
Carry Forward from Prior Year	914,226	923,902	893,994	1,040,092	2,475,516	1,561,290	171%
Total Revenues	\$55,951,926	\$48,354,824	\$49,141,729	\$51,926,685	\$57,993,018	\$2,041,092	4%

* S.L. 2012-142, Section 9.9 permitted all student fees to be budgeted in Institutional Trust Funds, rather than the General Fund.

UNC System Office FY 2022-23 General Fund Expenditures and Revenue by Type



UNC System Office General Fund Expenditures and Revenues FY 2018-19 to FY 2022-23





Appendix B:
Faculty Salary Data
as of \ 202

Full-Time Faculty Salaries Funded by State Funds Only as of October 2022					
Institution	Number of Faculty	25th Percentile	Median	75th Percentile	Mean
App State	986	\$63,135	\$77,759	\$93,835	\$81,671
ECU	1,049	\$67,700	\$80,781	\$100,819	\$89,626
ECSU	82	\$65,723	\$72,297	\$84,780	\$74,746
FSU	222	\$71,079	\$78,760	\$98,325	\$87,457
N.C. A&T	383	\$72,579	\$86,802	\$114,138	\$94,939
NCCU	347	\$68,957	\$78,993	\$95,793	\$84,462
NC State	1,339	\$83,991	\$109,007	\$138,867	\$116,685
UNCA	202	\$67,299	\$77,154	\$89,451	\$78,172
UNC-CH	998	\$88,000	\$107,771	\$134,850	\$115,979
UNCC	972	\$76,053	\$90,795	\$109,274	\$97,623
UNCG	818	\$66,832	\$79,057	\$97,338	\$85,655
UNCP	294	\$62,526	\$71,668	\$82,866	\$74,777
UNCSA	106	\$71,812	\$76,690	\$81,655	\$77,902
UNCW	733	\$67,043	\$76,435	\$97,199	\$85,186
WCU	519	\$62,000	\$71,801	\$88,614	\$78,245
WSSU	223	\$70,450	\$79,559	\$93,928	\$84,462
Total	9,273	\$69,494	\$84,870	\$109,082	\$93,888

Full-Time Faculty Salaries Funded by Both State and Non-State Funds as of October 2022					
Institution	Number of Faculty	25th Percentile	Median	75th Percentile	Mean
App State	16	\$128,469	\$144,530	\$194,693	\$156,708
ECU	361	\$109,242	\$182,314	\$258,140	\$212,225
ECSU	4	\$80,273	\$94,186	\$104,329	\$92,301
FSU	8	\$59,887	\$72,653	\$82,680	\$74,148
N.C. A&T	49	\$78,280	\$98,327	\$119,314	\$106,446
NCCU	6	\$75,000	\$82,021	\$108,209	\$88,629
NC State	528	\$100,502	\$127,305	\$150,917	\$133,489
UNCA	11	\$94,123	\$104,877	\$118,743	\$107,750
UNC-CH	1,410	\$124,097	\$174,948	\$230,000	\$192,425
UNCC	91	\$92,250	\$116,684	\$148,936	\$134,903
UNCG	2	\$41,918	\$62,068	\$82,218	\$62,068
UNCP	18	\$59,523	\$102,729	\$141,688	\$103,080
UNCSA	9	\$82,833	\$95,479	\$101,531	\$91,838
UNCW	9	\$130,873	\$152,000	\$162,476	\$146,092
WCU	27	\$105,500	\$119,397	\$137,445	\$119,564
WSSU	17	\$71,668	\$87,690	\$99,749	\$92,845
Total	2,566	\$108,144	\$148,922	\$210,378	\$175,379

Full-Time Faculty Salaries Funded by Non-State Funds Only as of October 2022					
Institution	Number of Faculty	25th Percentile	Median	75th Percentile	Mean
App State	2	\$51,750	\$58,375	\$65,000	\$58,375
ECU	139	\$174,807	\$220,000	\$281,989	\$232,440
ECSU	1	\$55,279	\$55,279	\$55,279	\$55,279
N.C. A&T	1	\$100,149	\$100,149	\$100,149	\$100,149
NC State	31	\$70,436	\$99,530	\$127,237	\$100,868
UNC-CH	1,499	\$106,000	\$192,950	\$269,149	\$205,322
UNCC	8	\$31,200	\$48,079	\$81,248	\$60,750
WCU	2	\$61,531	\$77,016	\$92,500	\$77,016
Total	1,683	\$106,088	\$191,764	\$270,000	\$204,472

Note: Includes base salary and supplemental pay of full-time state-funded employees, who have a primary SOC code of 251000 and are EHRA Faculty. Adjuncts, post-doctoral employees, and graduate assistants are excluded. Salary data is provided once per year based upon October payroll.



Appendix C:
2023-24 Tuition & Fees
by Campus

The University of North Carolina
Tuition and Fees Applicable to All Regular Full-Time Undergraduate Students
2023-24

	<u>Tuition</u>		<u>General Fees</u>					<u>Total</u>	<u>Debt</u>	<u>Total</u>	<u>Total</u>	<u>Total</u>	
			<u>Resident</u>	<u>Nonresident</u>	<u>Athletics</u>	<u>Health</u>	<u>Student</u>						<u>Educational</u>
									<u>Services</u>	<u>Activities</u>	<u>and Tech.</u>	<u>Security</u>	
NC State University	6,535.00	29,407.00	232.00	445.00	707.97	439.28	60.00	1,884.25	476.00	2,360.25	8,895.25	31,767.25	
UNC-Chapel Hill	7,019.00	37,360.00	279.00	410.15	394.16	442.30	60.00	1,585.61	146.85	1,732.46	8,751.46	39,092.46	
East Carolina University	4,452.00	20,729.00	773.00	319.00	718.00	403.00	60.00	2,273.00	445.00	2,718.00	7,170.00	23,447.00	
NC A & T State University	3,540.00	17,200.00	870.00	370.00	714.25	483.06	60.00	2,497.31	588.00	3,085.31	6,625.31	20,285.31	
UNC Charlotte	3,812.00	18,474.00	824.00	335.00	650.00	622.00	60.00	2,491.00	720.00	3,211.00	7,023.00	21,685.00	
UNC Greensboro	4,422.00	20,168.00	811.00	387.00	600.00	480.00	60.00	2,338.00	707.00	3,045.00	7,467.00	23,213.00	
UNC Wilmington	4,443.00	20,111.00	819.55	270.00	709.45	534.94	60.00	2,393.94	376.00	2,769.94	7,212.94	22,880.94	
Appalachian State University	4,242.00	21,238.00	801.00	345.00	705.00	593.00	60.00	2,504.00	634.00	3,138.00	7,380.00	24,376.00	
Fayetteville State University	1,000.00	5,000.00	858.00	296.00	582.00	393.00	60.00	2,189.00	335.00	2,524.00	3,524.00	7,524.00	
NC Central University	3,728.00	16,764.00	862.00	337.66	536.40	448.15	60.00	2,244.21	570.00	2,814.21	6,542.21	19,578.21	
UNC Pembroke	1,000.00	5,000.00	801.52	215.49	677.84	533.91	60.00	2,288.76	280.84	2,569.60	3,569.60	7,569.60	
Western Carolina University	1,000.00	5,000.00	903.00	365.00	657.00	544.00	60.00	2,529.00	523.00	3,052.00	4,052.00	8,052.00	
Winston-Salem State University	3,401.00	14,057.44	780.00	375.00	567.68	436.46	60.00	2,219.14	423.00	2,642.14	6,043.14	16,699.58	
UNC Asheville	4,122.00	21,470.00	906.00	415.00	839.00	556.00	60.00	2,776.00	394.00	3,170.00	7,292.00	24,640.00	
Elizabeth City State University	1,000.00	5,000.00	899.00	395.00	711.00	326.00	60.00	2,391.00	–	2,391.00	3,391.00	7,391.00	
UNC School of the Arts (1)	6,497.00	24,231.00	N/A	908.00	770.00	771.00	60.00	2,509.00	–	2,509.00	9,006.00	26,740.00	

(1) Does not include High School

* In addition to the fees above, the Board also authorized a \$1 ASG fee which is not included in the total fees amount.

Approved 2/23/23

**The University of North Carolina
Tuition and Fees Applicable to All Regular Full-Time Graduate Students
2023-24**

	<u>Tuition</u>		<u>General Fees</u>						<u>Debt Service Fee</u>	<u>Total Fees*</u>	<u>Total Resident Tuition & Fees</u>	<u>Total Nonresident Tuition & Fees</u>
	<u>Resident</u>	<u>Nonresident</u>	<u>Athletics</u>	<u>Health Services</u>	<u>Student Activities</u>	<u>Educational and Tech.</u>	<u>Campus Security</u>	<u>Total General Fees</u>				
NC State University	9,459.00	29,433.00	232.00	445.00	707.97	439.28	60.00	1,884.25	476.00	2,360.25	11,819.25	31,793.25
UNC-Chapel Hill	10,552.00	28,844.00	279.00	410.15	372.18	442.30	60.00	1,563.63	146.85	1,710.48	12,262.48	30,554.48
East Carolina University	4,749.00	17,898.00	773.00	319.00	718.00	403.00	60.00	2,273.00	445.00	2,718.00	7,467.00	20,616.00
NC A & T State University	4,895.00	17,695.00	870.00	370.00	714.25	483.06	60.00	2,497.31	588.00	3,085.31	7,980.31	20,780.31
UNC Charlotte	4,467.00	19,036.00	824.00	335.00	650.00	622.00	60.00	2,491.00	720.00	3,211.00	7,678.00	22,247.00
UNC Greensboro	5,375.00	19,505.00	811.00	387.00	600.00	480.00	60.00	2,338.00	707.00	3,045.00	8,420.00	22,550.00
UNC Wilmington	4,979.00	20,155.00	819.55	270.00	709.45	534.94	60.00	2,393.94	376.00	2,769.94	7,748.94	22,924.94
Appalachian State University	5,081.00	20,841.00	801.00	345.00	705.00	593.00	60.00	2,504.00	634.00	3,138.00	8,219.00	23,979.00
Fayetteville State University	3,437.97	14,503.38	858.00	296.00	582.00	393.00	60.00	2,189.00	335.00	2,524.00	5,961.97	17,027.38
NC Central University	4,740.00	18,048.00	862.00	337.66	461.80	448.15	60.00	2,169.61	570.00	2,739.61	7,479.61	20,787.61
UNC Pembroke	4,280.00	17,339.00	801.52	215.49	677.84	533.91	60.00	2,288.76	280.84	2,569.60	6,849.60	19,908.60
Western Carolina University	4,568.00	15,287.00	903.00	365.00	657.00	544.00	60.00	2,529.00	523.00	3,052.00	7,620.00	18,339.00
Winston-Salem State University	3,872.00	14,406.61	780.00	375.00	567.68	436.46	60.00	2,219.14	423.00	2,642.14	6,514.14	17,048.75
UNC Asheville	4,914.00	21,236.00	906.00	415.00	839.00	556.00	60.00	2,776.00	394.00	3,170.00	8,084.00	24,406.00
Elizabeth City State University	3,375.43	16,437.13	899.00	395.00	711.00	326.00	60.00	2,391.00	–	2,391.00	5,766.43	18,828.13
UNC School of the Arts	9,696.00	24,399.00	N/A	908.00	770.00	771.00	60.00	2,509.00	–	2,509.00	12,205.00	26,908.00

* In addition to the fees above, the Board also authorized a \$1 ASG fee which is not included in the total fees amount.

Approved 2/23/23



Appendix D:
State Capital and
Infrastructure Fund (SCIF)
Projects

2023-2024 CAPITAL BUDGET R&R ALLOCATION
SCIF MAJOR R&R/COMPREHENSIVE RENOVATION PROJECTS

Approved October 19, 2023

	<u>Proposed Project Cost</u>	<u>2021-2022 Allocations</u>	<u>2022-2023 Allocations</u>	<u>2023-24 Allocations</u>
<u>Appalachian State University</u>				
Wey Hall Envelope & Roof Repair	\$5,000,000	\$500,000	\$4,500,000	
Wey Hall Partial Renovation–Building Systems**	\$14,000,000	\$1,000,000	\$9,000,000	\$4,000,000
Duncan Hall Renovation**	\$26,000,000	\$2,000,000	\$4,692,308	\$6,000,000
Total	\$45,000,000	\$3,500,000	\$18,192,308	\$10,000,000
<u>East Carolina University</u>				
Brody High-Rise Code Compliance, Phase 2	\$6,000,000	\$6,000,000	\$0	
Main Campus-College Hill Drive Steam, Phase 3	\$2,500,000	\$2,500,000	\$0	
Whichard Building Comprehensive Renovation	\$10,000,000	\$1,000,000	\$0	\$500,000
Speight Building Roof, Window, & Envelope Replacement	\$4,000,000	\$400,000	\$3,600,000	
Chilled Water Extension to Whichard & Graham	\$6,475,000	\$6,475,000	\$0	
Main Campus-Relocate Steam & Condensate, Phase 1	\$5,000,000	\$5,000,000	\$0	
Health Science Building Envelope Infiltration Repairs	\$5,000,000	\$5,000,000	\$0	
Howell Science Building South	\$30,000,000	\$3,000,000	\$0	
Total	\$68,975,000	\$29,375,000	\$3,600,000	\$500,000
<u>Elizabeth City State University</u>				
Repair Campus Main Switch	\$700,000	\$700,000	\$0	
Repair Campus Pump Station	\$650,000	\$650,000	\$0	
Infrastructure Upgrades–Water & Electrical, Phase 1	\$12,000,000	\$1,200,000	\$10,800,000	
Emergency Generator Power–Operations	\$4,900,000	\$4,900,000	\$0	
Emergency Generator Power–Residence Halls	\$2,100,000	\$2,100,000	\$0	
Campus-Wide Lockdown System	\$2,000,000	\$200,000	\$1,800,000	
Building Demolition (4 Buildings)	\$1,500,000	\$150,000	\$1,350,000	
Butler Residence Hall (Reallocate to New Dining Hall)	\$2,500,000	\$250,000	\$2,250,000	
Infrastructure Upgrades–Water & Electrical, Phase 2	\$27,000,000	\$2,700,000	\$0	
Chancellor’s Residence-Comprehensive Renovation	\$1,500,000		\$0	\$1,500,000
Total	\$54,850,000	\$12,850,000	\$16,200,000	\$1,500,000
<u>Fayetteville State University</u>				
Lyons Science Renovation	\$1,500,000	\$1,500,000	\$0	
Butler Renovation–(HVAC, Bldg. Envelope, Fire Alarm)	\$3,450,000	\$3,450,000	\$0	
A.B. Rosenthal Building–Targeted Renovation	\$10,000,000	\$1,000,000	\$0	
Campus-Wide Utility Infrastructure	\$9,950,000	\$995,000	\$0	
H.T. Chick–Targeted Renovation	\$9,500,000	\$950,000	\$0	
Total	\$34,400,000	\$7,895,000	\$0	\$0
<u>North Carolina Agricultural & Technical State University</u>				
Carver Hall–Comprehensive Modernization, Phase 1	\$9,700,000	\$970,000	\$0	
Price Hall–Renovation, Phase 1	\$8,000,000	\$800,000	\$0	
Marteena Hall Renovation	\$9,100,000	\$910,000	\$0	
Carver Hall–Comprehensive Modernization, Phase 2	\$10,400,000	\$1,040,000	\$0	
Price Hall Renovation, Phase 2	\$8,500,000	\$850,000	\$0	
Total	\$45,700,000	\$4,570,000	\$0	\$0
<u>North Carolina Central University</u>				
Lee Biology Renovation	\$8,100,000	\$810,000	\$0	
Taylor Education Building Renovation	\$13,750,000	\$1,375,000	\$0	
Total	\$21,850,000	\$2,185,000	\$0	\$0
<u>North Carolina School of Science and Mathematics</u>				
Campus-Wide HVAC Renovations	\$2,000,000	\$200,000	\$0	
Chiller Replacement	\$3,000,000	\$300,000	\$0	\$2,700,000
Building Envelope Repairs	\$5,850,000	\$585,000	\$0	
Academic Commons & Dining Hall Renovation	\$12,400,000	\$1,240,000	\$0	
Total	\$23,250,000	\$2,325,000	\$0	\$2,700,000

	<u>Proposed Project Cost</u>	<u>2021-2022 Allocations</u>	<u>2022-2023 Allocations</u>	<u>2023-24 Allocations</u>
<u>North Carolina State University</u>				
Page Hall–Building Envelope Repairs & Plumbing Upgrades	\$4,000,000	\$400,000	\$3,600,000	
Scott Hall–HVAC Renovation	\$5,000,000	\$500,000	\$0	
Mann Hall–HVAC & Plumbing Renovation	\$10,000,000	\$1,000,000	\$6,857,143	
Kilgore Hall–HVAC Renovation	\$10,000,000	\$1,000,000	\$0	
North & Central Campus–Domestic Water Line Replacement	\$4,303,000	\$4,303,000	\$0	
Poe Hall–Fire Protection Systems	\$3,500,000	\$350,000	\$3,150,000	
Thomas Hall–HVAC Renovation	\$4,000,000	\$400,000	\$0	
111 Lampe Drive Renovation*	\$42,000,000	\$4,200,000	\$0	
Dabney Hall*	\$60,000,000	\$30,000,000	\$30,000,000	
Polk Hall*	\$10,000,000	\$10,000,000	\$0	
Total	\$152,803,000	\$52,153,000	\$43,607,143	\$0
<u>University of North Carolina at Asheville</u>				
Campus Safety Improvements, Access Control, Cameras	\$2,300,000	\$2,300,000	\$0	
Campus Roadway Repairs	\$4,400,000	\$4,400,000	\$0	
Lipinsky Renovation	\$10,000,000	\$1,000,000	\$0	
Total	\$16,700,000	\$7,700,000	\$0	\$0
<u>University of North Carolina at Chapel Hill</u>				
Wilson Library–Means of Egress	\$9,300,000	\$930,000	\$4,388,236	
Swain Hall (Reallocate to Wilson Library Renovation)	\$5,800,000	\$580,000	\$0	
Phillips Hall–1958 Central HVAC System	\$6,000,000	\$600,000	\$5,400,000	
Hamilton Hall–Central HVAC System	\$8,800,000	\$880,000	\$0	
Wilson Library–1953 Central HVAC System AHU 1 & 2	\$7,000,000	\$700,000	\$3,670,313	
Wilson Library–1953 Central HVAC System AHU 3	\$4,000,000	\$400,000	\$2,187,000	
Total	\$40,900,000	\$4,090,000	\$15,645,549	\$0
<u>University of North Carolina at Charlotte</u>				
Atkins Library Tower–ADA & Elev.	\$10,000,000	\$1,000,000	\$0	
Smith–Replace HVAC & Controls, Envelope, Replace Roof	\$5,950,000	\$595,000	\$0	
Atkins Library Tower–Fire & Smoke Systems	\$3,840,000	\$384,000	\$0	
Woodward–Controls & Lab HVAC Modernization	\$2,700,000	\$2,700,000	\$0	
Friday–HVAC, Controls & Electrical Upgrade	\$9,700,000	\$970,000	\$0	
Cameron–Second Floor Renovation	\$19,100,000	\$1,910,000	\$17,190,000	
Burson–Renovation	\$25,900,000	\$2,590,000	\$0	
Total	\$77,190,000	\$10,149,000	\$17,190,000	\$0
<u>The University of North Carolina at Greensboro</u>				
Coleman–Fire Alarm Replacement	\$2,440,000	\$2,440,000	\$0	
Steam Distribution Replacement, Phase IV-B	\$1,550,000	\$1,550,000	\$0	
Campus Chiller Water Infrastructure & Equip. Improvements**	\$13,803,000	\$1,040,000	\$0	\$3,403,000
Jackson Library–Renovation/Addition**	\$98,100,000	\$8,100,000	\$0	\$17,100,000
Total	\$115,893,000	\$13,130,000	\$0	\$20,503,000
<u>The University of North Carolina at Pembroke</u>				
Jacobs Hall–Demolition/Site Restoration	\$1,250,000	\$1,250,000	\$0	
Campus Roof Replacements	\$1,500,000	\$1,500,000	\$0	
Campus Safety & Regional Emergency Response Center	\$4,480,000	\$448,000	\$0	
Business Administration Renovation	\$12,500,000	\$1,250,000	\$0	
Total	\$19,730,000	\$4,448,000	\$0	\$0
<u>UNC School of the Arts</u>				
Stevens Center–Roof, Water Intrusion, Bldg. Envelope	\$4,800,000	\$480,000	\$4,320,000	
Gray Building–Roof, Bldg. Envelope, HVAC, Fire Suppression	\$3,350,000	\$3,350,000	\$0	
Performance Place/Workplace/WPV–Roof Replacements	\$2,435,000	\$2,435,000	\$0	
Stevens Center Renovation, Phase 1	\$25,000,000	\$2,500,000	\$0	
Total	\$35,585,000	\$8,765,000	\$4,320,000	\$0
<u>University of North Carolina Wilmington</u>				
Coastal Marine Studies–Plumbing, Mech., Elec. Renovation	\$9,930,000	\$993,000	\$0	
Randall Library Renovation & Expansion	\$56,000,000	\$8,425,000	\$47,575,000	
Total	\$65,930,000	\$9,418,000	\$47,575,000	\$0

	<u>Proposed Project Cost</u>	<u>2021-2022 Allocations</u>	<u>2022-2023 Allocations</u>	<u>2023-24 Allocations</u>
<u>Western Carolina University</u>				
Killian Building–HVAC Upgrades/Window Replacement	\$3,570,000	\$3,570,000	\$0	
Reid Building–Roof Replacement	\$2,520,000	\$2,520,000	\$0	
Moore Building–Abatement, Demo. & Struct. Improvements	\$7,100,000	\$710,000	\$6,390,000	
Moore Building–Infrastructure & Accessibility	\$4,200,000	\$420,000	\$3,780,000	
Moore Building Renovation	\$15,000,000	\$1,500,000	\$13,500,000	
Total	\$32,390,000	\$8,720,000	\$23,670,000	\$0
<u>Winston-Salem State University</u>				
Hauser Hall Renovations–Restore the Core	\$7,500,000	\$750,000	\$0	
Hauser Hall–Renovation, Phase 2	\$9,500,000	\$950,000	\$0	
Total	\$17,000,000	\$1,700,000	\$0	\$0
<u>PBS North Carolina</u>				
Tower Lighting/FAA Markers/Tower Elev. Repair	\$2,200,000	\$2,200,000	\$0	
Bryan Center–Replace HVAC Air Handler & Controls	\$2,707,000	\$2,707,000	\$0	
Bryan Center–Chiller & Cooling Tower Replacement	\$1,120,000	\$1,120,000	\$0	
Total	\$6,027,000	\$6,027,000	\$0	\$0
<u>North Carolina Arboretum</u>				
Infrastructure Restoration & Road Projects	\$1,000,000	\$1,000,000	\$0	
Total	\$1,000,000	\$1,000,000	\$0	\$0
GRAND TOTAL	\$875,173,000	\$190,000,000	\$190,000,000	\$35,203,000

* Funds are allocated for the repairs and renovations at Dabney Hall and Polk Hall in accordance with Section 40.1.(c2).

** Project authorization adjusted to include inflationary increase.

Projects shown in blue are fully funded.

Funds for projects shown in red are reallocated.

NCGA Code	Project Name	Total Project Authorization*	FY 2023-24	FY 2024-25
TOTAL UNIVERSITY NAMED PROJECTS		\$3,366,611,264	\$417,256,772	\$512,549,928
Appalachian State University		\$108,000,000		
UNC/ASU22-1	Hickory Campus	\$50,000,000		\$4,100,000
UNC/ASU21-1	Peacock Hall	\$40,000,000		\$7,500,000
UNC/ASU23-1	Walker Hall Interior Renovation	\$18,000,000		\$1,800,000
East Carolina University		\$415,900,000		
UNC/ECU21-1	Brody School of Medicine	\$265,000,000		\$20,000,000
UNC/ECU23-1	Howell Science Building North - Comp Renovation	\$46,000,000		\$4,600,000
UNC/ECU23-2	Leo Jenkins Building - Health Science Campus - Comp Renovation	\$18,900,000	<i>Allocations scheduled for FY28+</i>	
UNC/ECU23-3	Medical Examiner	\$35,000,000	\$8,750,000	\$17,500,000
UNC/ECU23-4	Regional Children's Behavioral Health Facility	\$50,000,000	\$50,000,000	
UNC/ECU23-5	Dental School Planning	\$1,000,000	\$1,000,000	
Elizabeth City State University		\$86,500,000		
UNC/ECS21-4	Flight School	\$54,000,000		\$30,827,273
UNC/ECS23-1	Infrastructure Repairs - Phase 3	\$20,000,000		\$2,000,000
UNC/ECS23-2	Jenkins Hall and Dixon Hall - Lab, Classroom, and Bldg Renovation	\$12,500,000	<i>Allocations scheduled for FY28+</i>	
Fayetteville State University		\$133,750,000		
UNC/FSU21-1	Dormitories	\$40,000,000	\$16,000,000	\$10,000,000
UNC/FSU21-2	College of Education	\$63,000,000		\$36,376,088
UNC/FSU23-1	Butler Targeted Renovation	\$20,750,000	<i>Allocation scheduled for FY28+</i>	
UNC/FSU23-2	H.L. Cook Building Renovation and Addition	\$10,000,000	\$1,000,000	\$3,500,000
North Carolina Agricultural & Technical State University		\$135,200,000		
UNC/A&T23-1	Marteena Hall Renovation Phase 2	\$9,700,000	\$970,000	\$3,395,000
UNC/A&T23-2	Health and Human Sciences Building	\$125,500,000	<i>Allocations scheduled for FY28+</i>	
North Carolina Central University		\$33,573,222		
UNC/NCC23-1	Dent Building - Comprehensive Renovation	\$12,073,798	\$1,207,380	
UNC/NCC23-2	Edmonds Classroom Building - Comprehensive Renovation	\$12,999,424		\$1,299,942
UNC/NCC23-3	University Theater Renovation	\$8,500,000		\$850,000
North Carolina State University		\$680,500,000		
UNC/NCS20-1	S.T.E.M. Building	\$180,000,000		\$6,025,177
UNC/NCS23-1	Mann Hall Renovation - Phase 2	\$30,000,000		\$3,000,000
UNC/NCS23-2	Dabney Hall Renovation - Phase 2	\$80,000,000		\$8,000,000
UNC/NCS23-3	Polk Hall Renovation - Phase 2	\$63,000,000		\$6,300,000
UNC/NCS23-4	Veterinary School - Large Animal Hospital	\$120,000,000	<i>Allocations scheduled for FY26+</i>	
UNC/NCS23-5	Engineering Classroom Building	\$200,000,000	<i>Allocations scheduled for FY27+</i>	
UNC/NCS23-6	NCSU Nuclear Study	\$3,000,000	\$3,000,000	
UNC/NCS23-7	New Business School Advanced Planning	\$4,500,000	\$4,500,000	
North Carolina School of Science and Mathematics		\$50,988,042		
UNC/SSM23-1	Student Wellness And Activity Center - Morganton Campus	\$12,000,000	\$12,000,000	
UNC/SSM23-2	Residence Hall Renovations (7 halls)	\$28,988,042		\$12,750,000
UNC/SSM23-4	Academic Commons Addition - Durham Campus	\$10,000,000	<i>Allocation scheduled for FY28+</i>	
University of North Carolina at Asheville		\$36,150,000		

NCGA Code	Project Name	Total Project Authorization*	FY 2023-24	FY 2024-25
UNC/AVL23-1	Lipinsky Hall Comp Modernization/Addition (remaining request)	\$26,150,000	\$2,615,000	\$6,537,500
UNC/AVL23-2	Sherrill Center	\$5,000,000	\$5,000,000	
UNC/AVL23-3	Gateway Signage	\$1,000,000	\$1,000,000	
UNC/AVL23-4	UNCA Repairs and Renovation	\$4,000,000	\$4,000,000	
University of North Carolina at Chapel Hill		\$307,150,000		
UNC/CH20-1	Business School (McColl Building Addition and Renovation)	\$194,250,000	\$20,000,000	\$33,500,000
UNC/CH20-2	Nursing School (Carrington Hall Redevelopment)	\$87,900,000		\$15,756,948
UNC/CH23-1	Gardner Hall - Comprehensive Renovation	\$25,000,000	<i>Allocations scheduled for FY28+</i>	
University of North Carolina at Charlotte		\$107,500,000		
UNC/CLT23-1	Smith Hall - Comprehensive Renovation	\$36,000,000		\$3,600,000
UNC/CLT23-2	Colvard Hall - Comprehensive Renovation	\$45,000,000	<i>Allocation scheduled for FY28</i>	
UNC/CLT23-3	Esports	\$1,500,000	\$1,500,000	
UNC/CLT23-4	Stadium Improvements	\$25,000,000	\$20,000,000	\$5,000,000
University of North Carolina at Greensboro		\$24,200,000		
UNC/GBO23-1	Moore Building Renovation	\$24,200,000		\$2,420,000
University of North Carolina at Pembroke		\$152,000,000		
UNC/PEM21-1	Health Sciences Center	\$91,000,000	<i>Allocations scheduled for FY28+</i>	
UNC/PEM23-1	Givens Performing Arts Center (GPAC) Renovation	\$61,000,000		\$6,100,000
University of North Carolina School of the Arts		\$75,500,000		
UNC/SA23-1	Stevens Center Renovation Phase 2	\$51,000,000	\$5,100,000	\$12,750,000
UNC/SA23-2	New High School Residence Hall	\$24,500,000	<i>Allocations scheduled for FY28+</i>	
University of North Carolina Wilmington		\$88,650,000		
UNC/WIL23-1	Cameron Hall - Comp Renovation/Expansion (90% SCIF/10% Trust)	\$44,500,000		\$4,005,000
UNC/WIL23-2	Kenan Auditorium - Comp Renovation/Expansion (90% SCIF/10% Trust)	\$24,000,000		\$2,160,000
UNC/WIL23-3	DeLoach Hall Modernization	\$12,150,000		\$1,215,000
UNC/WIL23-4	Health education building capital improvements or equipment	\$8,000,000	\$8,000,000	
Western Carolina University		\$95,300,000		
UNC/WCU23-1	Replacement Engineering Building	\$95,300,000		\$2,000,000
Winston-Salem State University		\$87,800,000		
UNC/WSS21-1	K.R. Williams Auditorium	\$57,000,000	<i>Allocations scheduled for FY28+</i>	
UNC/WSS23-1	Restore the Core III - Eller Hall - Renovation & Elevator Addition	\$10,800,000		\$800,000
UNC/WSS23-2	Restore the Core III - Pegram Hall Renovation & Elevator Addition	\$16,000,000		\$800,000
UNC/WSS23-3	Campus Police Facility Improvements	\$4,000,000	\$4,000,000	
UNC Board of Governors		\$698,450,000		
UNC/BOG21-1	UNC Lease Funds	\$18,750,000	\$3,750,000	\$3,750,000
UNC/BOG23-1	NC Care Health Clinics	\$210,000,000	\$25,000,000	\$80,000,000
UNC/BOG23-2	NC Care Hospital Investment	\$150,000,000	\$75,000,000	\$75,000,000
UNC/BOG23-3	UNC Children's Hospital	\$319,700,000	\$143,864,392	\$72,382,000
PBS North Carolina		\$49,500,000		
UNC/PBS23-1	PBS North Carolina Public Safety Communications Upgrades	\$49,500,000		\$4,950,000

The University of North Carolina
Capital Project Reporting in Compliance with G.S. 143C-8-14
[Report for January 1, 2024*]

I. Project Status

FY Auth	Institution	Project Title	Authorized Funding	Funding Sources			Current Construction Status	Estimated Completion Date	Project Expenditures	Estimated Operating Costs (Y1-Y5)
				Appropriated Funds	Non-Appropriated	Self-Liquidating Debt				
2021-2022	App State	Duncan Hall Renovation	\$20,000,000	\$20,000,000			Under Design	\$776,178		
2021-2022	App State	Peacock Hall Business	\$25,000,000	\$25,000,000			Under Design	\$481,600		
2021-2022	App State	Innovation Campus	\$61,581,386	\$54,000,000	\$7,581,386		Under Construction	\$4,481,740	\$9,237,208	
2021-2022	App State	Wey Hall Envelope & Roof Repair and Wey Hall Partial Renovation—Building Systems	\$17,000,000	\$15,000,000	\$2,000,000		Under Construction	\$1,442,832	\$2,550,000	
2021-2022	ECU	Brody School of Medicine	\$215,000,000	\$215,000,000			Under Design	\$5,513,462		
2021-2022	ECU	Howell Science Building South	\$30,000,000	\$30,000,000			Under Design	\$1,317,545		
2021-2022	ECU	Whichard Building Comprehensive Renovation	\$10,000,000	\$10,000,000			Under Design	\$477,749		
2021-2022	ECSU	Flight School	\$34,000,000	\$34,000,000			Not Started	\$2,064		
2021-2022	ECSU	Infrastructure Upgrades—Water & Electrical, Phase 1 and Phase 2	\$39,000,000	\$39,000,000			Under Design	\$537,699		
2021-2022	ECSU	New Dining Facility	\$15,000,000	\$15,000,000			Under Construction	\$1,222,392	NA	
2021-2022	ECSU	New Residence Hall	\$40,000,000	\$35,000,000	\$5,000,000		Under Construction	\$3,012,390	NA	
2021-2022	FSU	A.B. Rosenthal Building - Targeted Renovations	\$10,000,000	\$10,000,000			Under Design	\$63,300		
2021-2022	FSU	H. T. Chick - Targeted Renovation	\$9,500,000	\$9,500,000			Under Design	\$63,800		
2021-2022	FSU	College of Education	\$63,000,000	\$63,000,000			Under Design	\$1,426,123		
2021-2022	FSU	Dormitories	\$40,000,000	\$40,000,000			Under Design	\$3,132,418	NA	
2021-2022	FSU	Parking Deck	\$10,000,000	\$10,000,000			Not Started	\$0	NA	
2021-2022	N.C. A&T	Carver Hall—Comprehensive Modernization, Phase 1 and Phase 2	\$20,100,000	\$20,100,000			Under Design	\$151,092		
2021-2022	N.C. A&T	Price Hall-Renovation, Phase 1 and Phase 2	\$16,500,000	\$16,500,000			Under Design	\$99,605		
2021-2022	NCCU	Taylor Education Building Renovation	\$13,750,000	\$13,750,000			Under Design	\$79,610		
2020-2021	NC State	STEM Building - Integrative Sciences Building	\$180,000,000	\$90,000,000		\$90,000,000	Under Construction	\$14,773,056	\$27,000,000	
2021-2022	NC State	111 Lampe Drive Renovation	\$42,000,000	\$42,000,000			Not Started	\$0		
2021-2022	NC State	Dabney Hall	\$60,000,000	\$60,000,000			Under Design	\$1,626,479		
2021-2022	NC State	E-Sports Facility	\$12,000,000	\$12,000,000			Under Design	\$0		
2021-2022	NC State	Kilgore Hall—HVAC Renovation	\$10,000,000	\$10,000,000			Not Started	\$0		
2021-2022	NC State	Mann Hall—HVAC & Plumbing Renovation	\$22,107,143	\$22,107,143			Under Design	\$344		
2021-2022	NC State	Polk Hall	\$10,000,000	\$10,000,000			Under Design	\$83,157		
2021-2022	UNCA	Lipinsky Renovation	\$10,000,000	\$10,000,000			Not Started	\$0		
2017-2018	UNC-CH	School of Business - McColl Building - Addition & Renovation	\$181,000,000	\$91,000,000	\$75,000,000	\$15,000,000	Under Construction	27,883,236	\$27,150,000	
2020-2021	UNC-CH	Nursing School Renovation (Carrington Hall Renewal)	\$75,200,000	\$65,200,000		\$10,000,000	Under Design	\$4,271,016		
2021-2022	UNC-CH	Wilson Library—1953 Central HVAC System AHU 1, 2, 3 and Means of Egress	\$20,300,000	\$20,300,000			Under Design	\$833,535		
2018-2019	UNCC	Cameron Hall - 2nd Floor Renovation	\$26,050,000	\$19,100,000	\$6,950,000		Under Construction	\$546,417	\$3,907,500	
2021-2022	UNCC	Atkins Library Tower—ADA & Elev. And Fire & Smoke Systems	\$13,840,000	\$13,840,000			Under Design	\$409,518		
2021-2022	UNCC	Burson—Renovation	\$32,590,000	\$32,590,000			Under Design	\$291,542		
2021-2022	UNCG	Campus Chiller Water Infrastructure & Equip. Improvements	\$10,400,000	\$10,400,000			Under Design	\$524,589		
2021-2022	UNCG	Jackson Library—Renovation/Addition	\$81,000,000	\$81,000,000			Under Design	\$1,326,643		
2021-2022	UNCP	Business Administration Renovation	\$12,500,000	\$12,500,000			Not Started	\$0		
2021-2022	UNCP	Health Sciences Center	\$91,000,000	\$91,000,000			Not Started	\$845,900		
2018-2019	UNCW	Randall Library - Renovation and Expansion	\$65,426,440	\$65,426,440			Under Construction	\$24,816,055	\$9,813,966	
2021-2022	UNCSA	Stevens Center Renovation, Phase 1 and Roof, Water Intrusion, Bldg. Envelope	\$29,800,000	\$29,800,000			Under Design	\$1,642,452		

*Information reported is for the quarter ending 9/30/2023.

The University of North Carolina
Capital Project Reporting in Compliance with G.S. 143C-8-14
[Report for January 1, 2024*]

I. Project Status

FY Auth	Institution	Project Title	Authorized Funding	Funding Sources			Current Construction Status	Estimated Completion Date	Project Expenditures	Estimated Operating Costs (Y1-Y5)
				Appropriated Funds	Non-Appropriated	Self-Liquidating Debt				
2021-2022	WCU	Moore Building-Renovation, Abatement, Demo. & Struc. Improvements, Infrastructure & Accessibility, Moore Building/Upper Campus Infrastructure	\$35,500,000	\$35,500,000			Under Design	\$1,263,550		
2021-2022	WSSU	Hauser Hall Renovations—Restore the Core and Hauser Hall-Renovation, Phase 2	\$17,000,000	\$17,000,000			Under Design	\$191,325		
2021-2022	WSSU	K.R. Williams Auditorium	\$57,000,000	\$57,000,000			Under Design	\$746,437		
2019-2020	NCSSM	Academic Commons & Dining Hall Renovation	\$15,627,000	\$12,400,000	\$3,227,000		Under Construction	\$1,450,056		
TOTAL			\$1,799,771,969	\$1,585,013,583	\$94,758,386	\$120,000,000		\$107,806,905	\$79,658,674	

Definitions:

Authorized Funding Amount: Total amount of funds approved for the project by legislation or the UNC Board of Governors.

Appropriated Funds: Appropriated funds (including SCIF) and state debt.

Non-appropriated Funds: Non-appropriated funds including donations, gifts, and other sources.

Self-liquidating Debt: Debt issued by the university with legislative approval and repaid from non-appropriated sources.

Estimated Completion Date: The latest completion date of the awarded contracts, including projects with multiple contracts that have not yet been awarded, as reported in Interscope. The completion date is subject to change as additional construction contracts are awarded.

Estimated Operating Costs (Y1-Y5): An estimate of the cumulative operating costs for the project for the first five fiscal years of its operation.

The University of North Carolina
Capital Project Reporting in Compliance with G.S. 143C-8-14
[Report for January 1, 2024*]

II. Adequacy of Project Funding

FY Auth	Institution	Project Title	Authorized Funding	Current Project Estimate	Additional Funding Required	Summary of Scope Reductions/VE Items	Current Project Status
2021-2022	App State	Duncan Hall Renovation	\$20,000,000	\$26,000,000	\$6,000,000	The original scope was for the comprehensive renovation of the three-story academic building. In order to stay within scope, the first floor will be shelled. Hazardous material abatement will be completed and new mechanical, electrical, plumbing and HVAC will be installed on the first floor. The space will not be usable until the interior work can be completed in a later phase. Additional funds are requested in the 2023-25 UNC Capital Priorities.	CD approved by SCO
2021-2022	App State	Wey Hall Envelope & Roof Repair and Wey Hall Partial Renovation–Building Systems	\$17,000,000	\$20,986,084	\$4,000,000	The original scope was for the comprehensive renovation of the three-story academic building. In order to stay within scope, the first floor will be shelled. Hazardous material abatement will be completed and new mechanical, electrical, plumbing and HVAC will be installed on the first floor. The space will not be usable until the interior work can be completed in a later phase. The project is under contract. Additional funds are requested in the 2023-25 UNC Capital Priorities.	Under construction
2021-2022	UNCA	Lipinsky Renovation	\$10,000,000	\$36,150,000	\$26,150,000	The scope has been modified to include a comprehensive renovation. Additional funds are requested in the 2023-25 UNC Capital Priorities.	On hold pending additional funding
2020-2021	UNC-CH	Nursing School Renovation (Carrington Hall Renewal)	\$65,200,000	\$94,000,000	\$19,000,000	The original scope was for the comprehensive renovation of the existing building. During advanced planning, it was determined that replacement was more feasible than renovation. In addition, UNC-Chapel Hill was asked to increase enrollment by 50% which could not be accommodated in the existing structure. Additional funds are requested in the 2023-25 Capital Priorities.	Under design
2021-2022	UNCG	Campus Chiller Water Infrastructure & Equip. Improvements	\$10,400,000	\$13,803,000	\$3,403,000	The original scope included replacement of the campus chilled water infrastructure and equipment. During design, proposed scope reductions included not extending the chilled water infrastructure to connect to Tower Village and installing the pump for the Alumni House. Further proposed scope reductions include not replacing the McIver chiller. Additional funds are requested in the 2023-25 Capital Priorities.	CD approved by SCO
2021-2022	UNCG	Jackson Library–Renovation/Addition	\$81,000,000	\$98,185,405	\$17,100,000	The original scope included the comprehensive renovation of the existing building, a new 38,000 SF addition, relocation of the IT core distribution facility, and a new exterior façade. The scope has been reduced to a limited renovation of the existing building, no addition except for a new west entrance to increase accessibility, no relocation of the IT hub, no exterior site work except as needed to improve accessibility and limited exterior work. The project will now focus on upgrading mechanical and electrical systems, correcting code deficiencies, and improving accessibility. The additional funding will allow for some interior renovations to increase functionality and efficiency. Additional funds are requested in the 2023-25 Capital Priorities.	Under design
TOTAL			\$203,600,000	\$289,124,489	\$75,653,000		

*Information reported is for the quarter ending 9/30/2023.