



MEETING OF THE BOARD OF GOVERNORS
Committee on Military and Public Affairs

January 19, 2022 at 11:00 a.m.
Via Videoconference and PBS North Carolina Live Stream
University of North Carolina System Office
Center for School Leadership Development, Room 128
Chapel Hill, North Carolina

AGENDA

- A-1. Approval of the Minutes of September 15, 2021C. Philip Byers
- A-2. State Government Relations Update Bart Goodson
- A-3. Federal Government Relations Update Elizabeth Morra
- A-4. Military Affairs Update Thomas Walker
- A-5. Adjourn



DRAFT MINUTES

September 15, 2021
University of North Carolina System Office
Center for School Leadership Development, Room 128
Chapel Hill, North Carolina

This meeting of the Committee on Public Affairs was presided over by Chair C. Philip Byers. The following committee members were also present in person or by video: N. Leo Daughtry, Temple Sloan, John Fraley, and Joel Ford.

Chancellor participating was Darrell Allison.

Staff members present included Bart Goodson, Elizabeth Morra, Thomas Walker, and others from the UNC System Office.

1. Call to Order and Approval of OPEN Session Minutes (Item A-1)

Chair Byers called the meeting to order at 10:15 a.m., on Wednesday, September 15, 2021.

Chair Byers called for a motion to approve the open session minutes of July 21, 2021.

MOTION: Resolved, that the Committee on Public Affairs approve the open session minutes of July 21, 2021, as distributed.

Motion: N. Leo Daughtry
Motion carried

2. 2020-21 Committee on Public Affairs Annual Report (Item A-2)

Chair Byers called on Mr. Bart Goodson to provide a review of the 2020-21 Annual Report for the Public Affairs Committee and all the items covered of the past year.

Chair Byers called for a motion to approve the Annual Report for 2020-21.

MOTION: Resolved, that the Committee on Public Affairs approve the Annual Report for 2020-21, as distributed.

Motion: N. Leo Daughtry
Motion carried

3. State Government Relations Update (Item A-3)

Chair Byers called on Mr. Bart Goodson to provide a state government relations update to the committee. The committee received an update on bills before the North Carolina General Assembly that have potential to affect

the University System. The System Office state relations staff is tracking approximately 303 bills, 185 bills of which passed the May crossover deadline. Staff gave an overview of the capital budget comparison and, the new county connection fact sheets website was introduced to the committee. This is a new interactive website that details the current year impact on each county in the state.

4. Federal Government Relations Update (Item A-4)

Chair Byers called upon Ms. Elizabeth Morra to provide a federal government relations update to the committee. Ms. Morra gave an update on the latest congressional priorities, an update on the two infrastructure bills Congress is currently working on, the legislative challenges Congress faces this month, and the status of annual appropriations bills.

5. Military Affairs Update (Item A-5)

Chair Byers called upon Ms. Kathie Sidner to provide a Military Affairs update to the committee. Ms. Sidner introduced new staff members to the committee. The UNC System has 10 institutions ranked in the reputable Best for Vets 2021 list, up from six institutions ranked five years ago. Next, the committee received an update on the new federal Isakson and Roe Act which includes new requirements for institutions with students utilizing VA educational benefits. Lastly, an overview of the student engagement events held on campuses for military students was shared with the committee.

6. Adjourn (Item A-6)

There being no further business and without objection, the meeting adjourned at 11:15 a.m.

O. Temple Sloan, Secretary

AGENDA ITEM

A-2. State Relations Update..... Bart Goodson

- Situation:** Mr. Goodson will give an update on the state short session agenda calendar and committee work overview for the coming months.
- Background:** Each year the committee approves the policy agenda for both state and federal relations. The state short session begins this year in the spring.
- Assessment:** The committee and full Board will vote for final approval of the state short session agenda at the April meeting.
- Action:** This item is for information only.

AGENDA ITEM

A-3. Federal Relations Update Elizabeth Morra

Situation: The committee will receive an update on federal legislation impacting the UNC System.

Background: Elizabeth Morra will provide a federal update on the congressional agenda, including recent actions on infrastructure packages and annual appropriations bills.

Assessment: Enclosed is the presentation that will be delivered by staff.

Action: This item is for information only.



MEETING OF THE BOARD OF GOVERNORS
Committee on Military and Public Affairs
January 19, 2022

AGENDA ITEM

A-4. Military Affairs Update Thomas Walker

Situation: The committee will receive an update on military affairs since the September 2021 military affairs presentation to the committee.

Background: Staff will provide an overview of UNC System military affairs infrastructure, services, programs, partnerships, and opportunities for growth. Staff will share detailed data regarding military affiliated student demographics, outcomes, needs, and opportunities for attracting and serving more of this adult learner student population. Additionally, staff will discuss active partnerships with North Carolina-based veteran-serving organizations and operational military commands. Finally, staff will provide brief updates on changes to federal legislation, such as the 2020 Isakson and Roe Act and the 2021 REMOTE and THRIVE Acts, and the resulting impacts to UNC military students.

Assessment: Enclosed is the presentation that will be delivered by staff.

Action: This item is for information only.



COMMITTEE ON MILITARY AND PUBLIC AFFAIRS

Meeting of the Board of Governors
January 19, 2022



STATE GOVERNMENT RELATIONS UPDATE

Bart Goodson

State Relations Update

Short session agenda calendar / committee work overview:

- January:
 - Deadline for campus feedback on short session budget and policy agenda considerations.
- February 23-24 BOG meeting:
 - Vetted policy priorities list presented to MPAC for approval (Federal and State).
- March:
 - BOG will not meet.
- April 6-7 BOG meeting:
 - Full BOG approval of State short session policy & budget agenda and Federal agenda.
- April or May:
 - State Short session begins.



FEDERAL GOVERNMENT RELATIONS UPDATE

Elizabeth Morra

What's Happening in Congress?

\$1.75 Trillion Build Back Better (BBB) Act

- Social spending package, including higher education and research investments
- Repackage or drop it altogether?

Annual Appropriations Bills

✓ **\$550 Billion Infrastructure Investment & Jobs Act**

- 'Hard' infrastructure, improving roads, bridges, transit, water and broadband initiatives

BBB Act Higher ED & Research Investments

- Max Pell Grant award increased by \$550
- \$500 million College Completion & Retention Grants
- +\$10 billion for HBCUs, including new R&D infrastructure grant program; +\$24 million each year for 5 years for NASNTIs (UNC-Pembroke)
- \$3.5 billion for NSF
- \$1 billion DOE Office of Science
- \$1 billion NASA infrastructure
- \$1.2 billion NIST (advanced manufacturing, cybersecurity)

Appropriations Update

- Need to make decision on BBB – then path potentially clears
- Impasse over topline funding – split between defense and non-defense; policy riders
- Possible Covid supplemental funds attached to omnibus spending bill (restaurants, businesses, natural disasters)
- Possibility of year-long CR is real
 - *Lose major funding increases for education, federal research, earmarks*
- New appropriations cycle starts this month (FY 2023)

Key Dates to Watch in 2022

- February 18: Continuing Resolution (CR) Expires
- March 1: President's State of the Union Address
- May 1: Student loan interest + payment pause ends
- September 30: End of FY 2022
- November 8: Midterm congressional elections

QUESTIONS?

CONNECT



www.northcarolina.edu



[uncsystem](https://www.facebook.com/uncsystem)



[@UNC_system](https://twitter.com/UNC_system)



[@UNC_system](https://www.instagram.com/UNC_system)



MILITARY AFFAIRS

UNC Board of Governors
January 2022

Vision

- Goal:** Become the finest university system in the nation for military service members and their families
- Metrics:** TBD. May include #1 system in military rankings

Rankings

2021-2022 Military Friendly® Schools



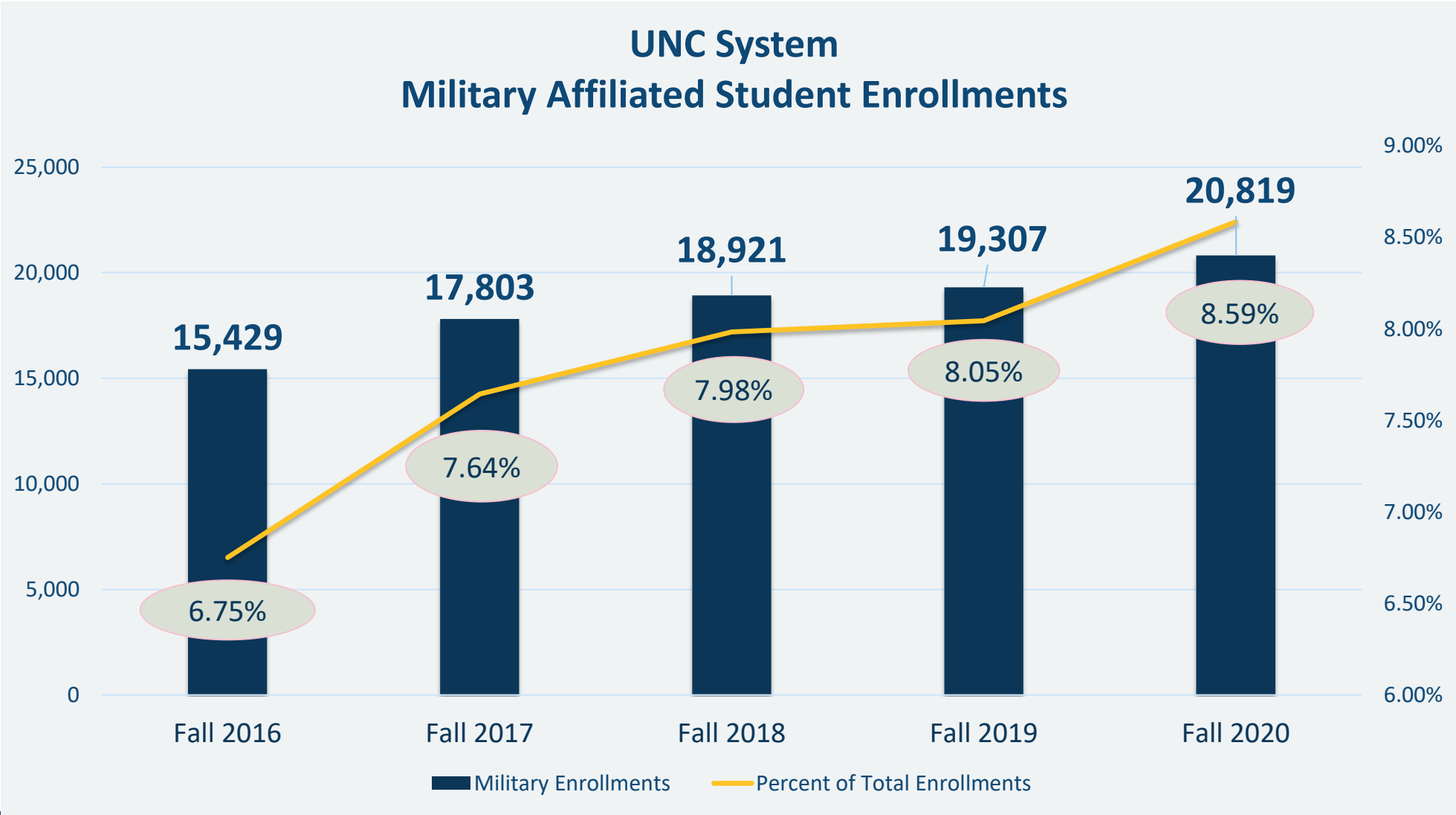
*Gold - Top 10		4
Appalachian State		
Elizabeth City State		
NC State University		
Winston-Salem State		
Gold		2
UNC Greensboro		
UNC Pembroke		
Silver		1
UNC Charlotte		
Military Friendly		3
UNC Chapel Hill		
UNC Wilmington		
Western Carolina		
Total		10



2021 Best for Vets®

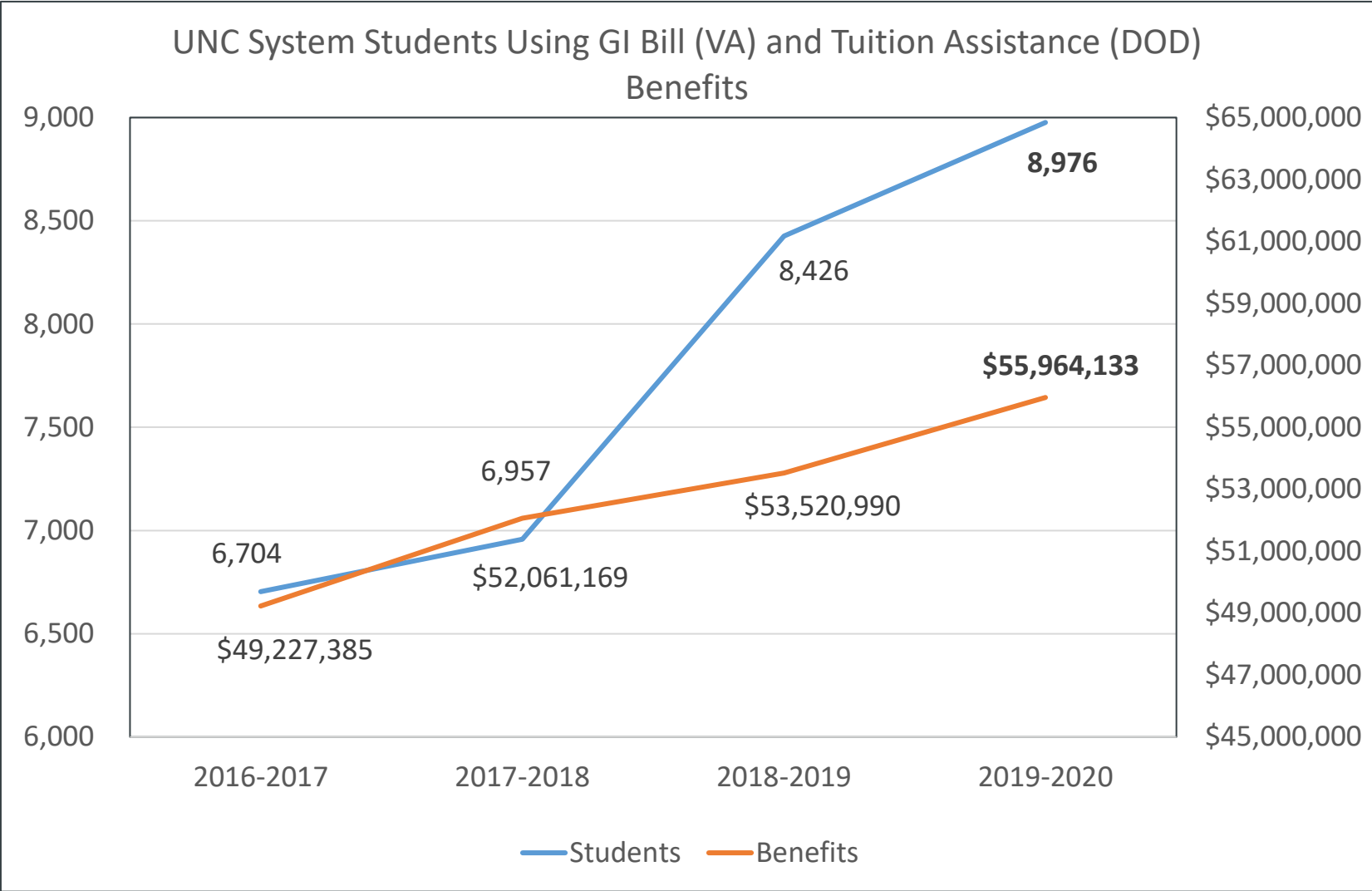
2021 Best for Vets Rankings (Nationwide, Public and Private)	
Fayetteville State University	68
UNC Charlotte	87
UNC Greensboro	119
Western Carolina University	135
Appalachian State University	136
UNC Pembroke	141
NC State University	146
East Carolina University	203
Elizabeth City State University	205
UNC Wilmington	280

Military Enrollment Trends, 2016-2020



Federal Educational Benefits, 2016-2020

9,000 students
received **\$56 million**
from Post 9/11 GI Bill
and Tuition Assistance
in 2019-2020



GI Bill Benefits Chapters



Post-911 GI Bill
(CH33)
VR&E (CH31)

DEA (CH35)
MGIB (CH30)
MGIB SR (CH 1606)

Paid to Student

- Housing Allowance
\$1000-\$2000/mo
based on location
- Supplies Stipend
\$1000/yr
- Monthly Stipend
\$1298/mo for DEA
\$2150/mo for MGIB
\$407/mo for MGIB SR

Paid to University

- Academic Fees
- In-State Tuition

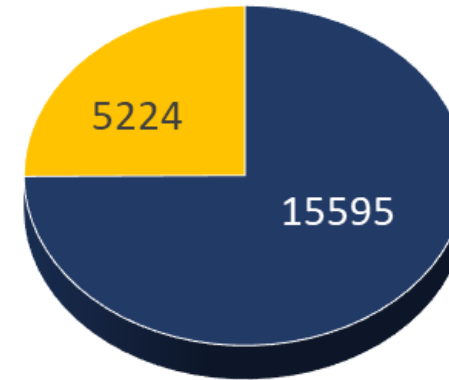


Only data in this
column is reported
to IPEDS

By Military Affiliation (Fall 2020)

UNC Institution	Active & Prior Service Members	Spouses, Dependents, & Unspec.	All Military Affiliated
App State	1,179	61	1,240
ECU	2,641	823	3,464
ECSU	157	14	171
FSU	1,647	202	1,849
NC A&T	1,077	39	1,116
NCCU	420	8	428
NC State	773	1,611	2,384
UNCA	182	32	214
UNCCH	402	1,521	1,923
UNCC	892	224	1,116
UNCG	1,200	543	1,743
UNCP	955	79	1,034
UNCSA	101		101
UNCW	2,348	24	2,372
WCU	1,433	37	1,470
WSSU	188	6	194
Grand Total	15,595	5,224	20,819

UNC System-Wide Totals



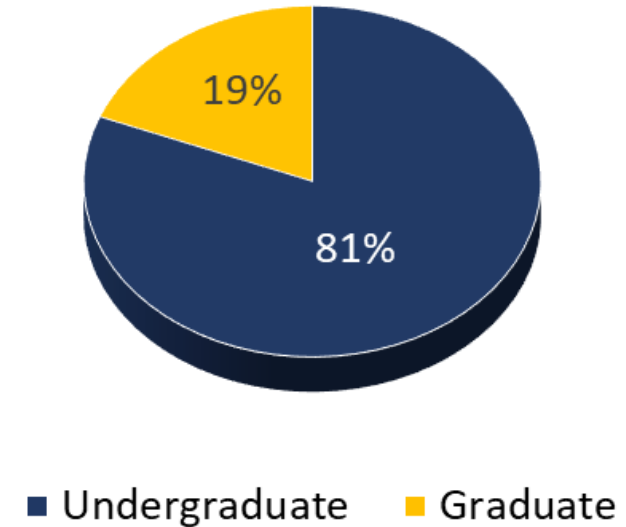
- Active and Prior Service Members
- Spouses, Dependents, and Unspecified

75% of Military-Affiliated Students in the UNC System are Active Duty or Prior Service

Undergraduate v. Graduate (Active and Prior Service Members)

UNC Institution	Undergraduate	Graduate	Total
App. State	999	180	1,179
ECU	2,037	604	2,641
ECSU	157	-	157
FSU	1,361	286	1,647
NC A&T	963	114	1,077
NCCU	397	23	420
NC State	417	356	773
UNCA	182	-	182
UNCCH	143	259	402
UNCC	825	67	892
UNCG	924	276	1,200
UNCP	853	102	955
UNCSA	92	9	101
UNCW	1,927	421	2,348
WCU	1,237	196	1,433
WSSU	182	6	188
Total	12,696	2,899	15,595
	81%	19%	

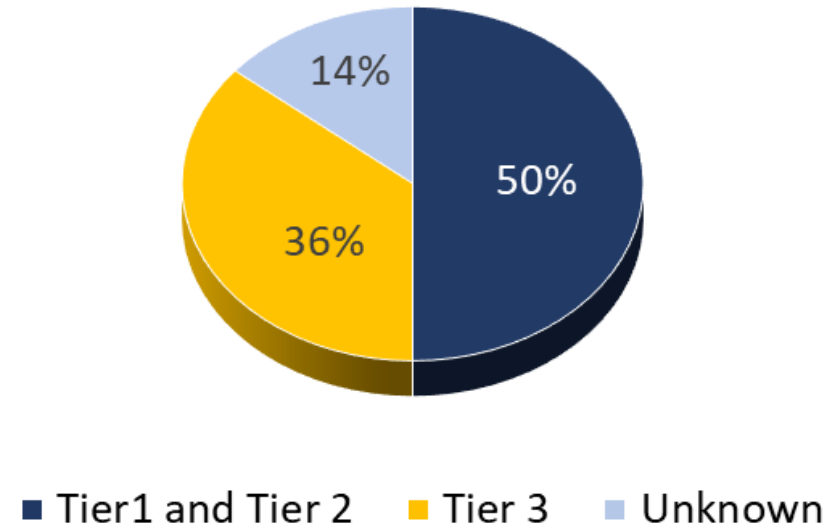
Active Duty and Prior Service
Students



Geography (Service Members)

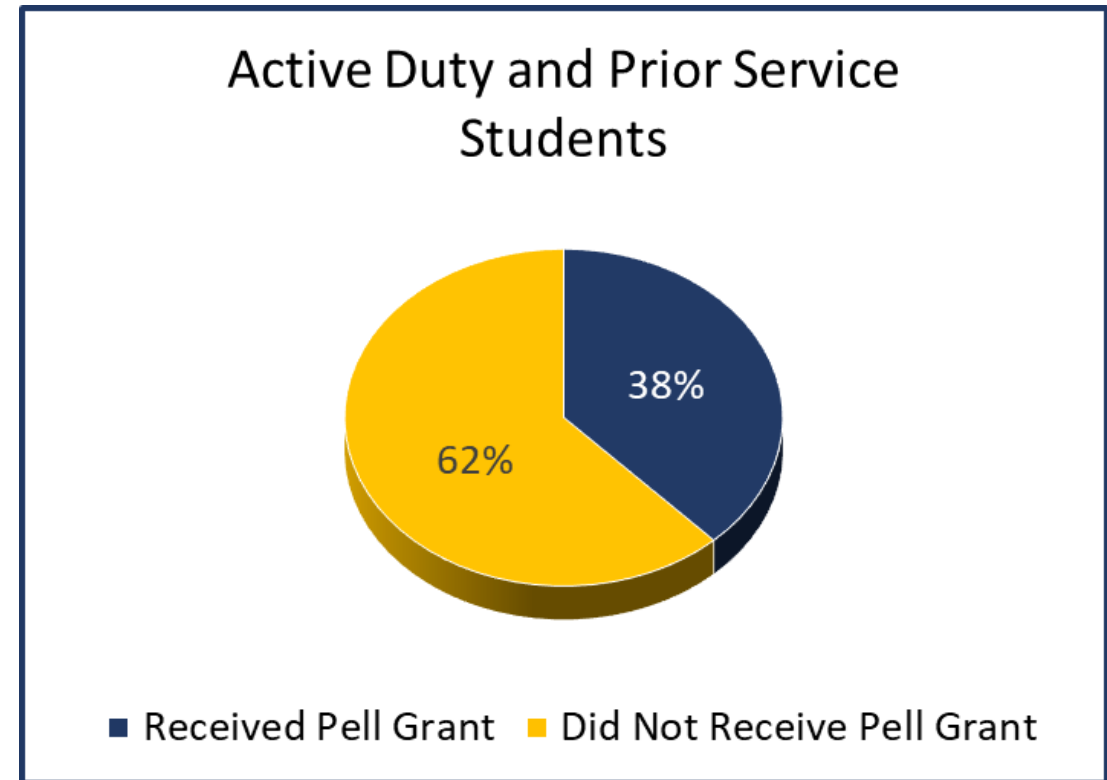
County Designation	Active & Prior Service Members	
Tier 1 and Tier 2	7,789	50%
Tier 3	5,632	36%
Unknown	2,174	14%
Total	15,595	

Active Duty and Prior Service Students



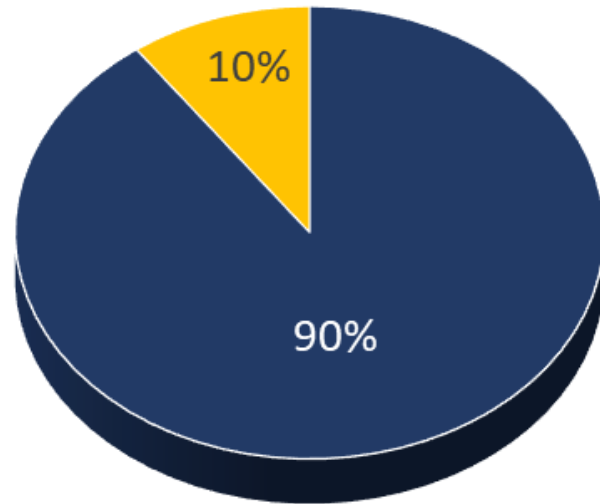
Pell Grant Recipients (Service Members)

Received Pell Grant	Active & Prior Service Members	
Yes	5,978	38%
No	9,617	
	15,595	

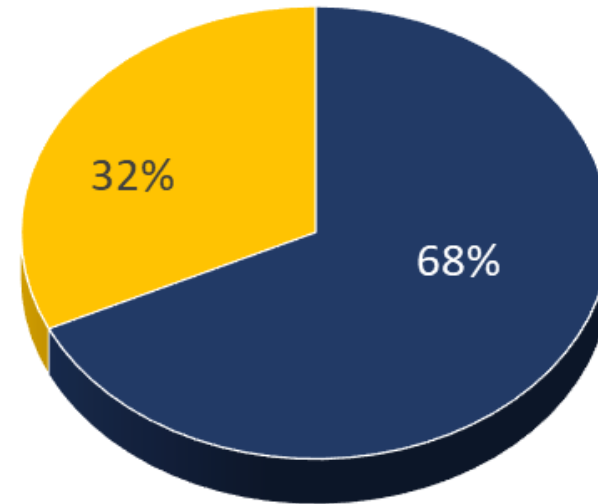


Online v. In Person (Service Members)

Active & Prior Service Members taking some or all courses online	14,025	90%
Active & Prior Service Members taking 50-100% of courses online	10,647	68%



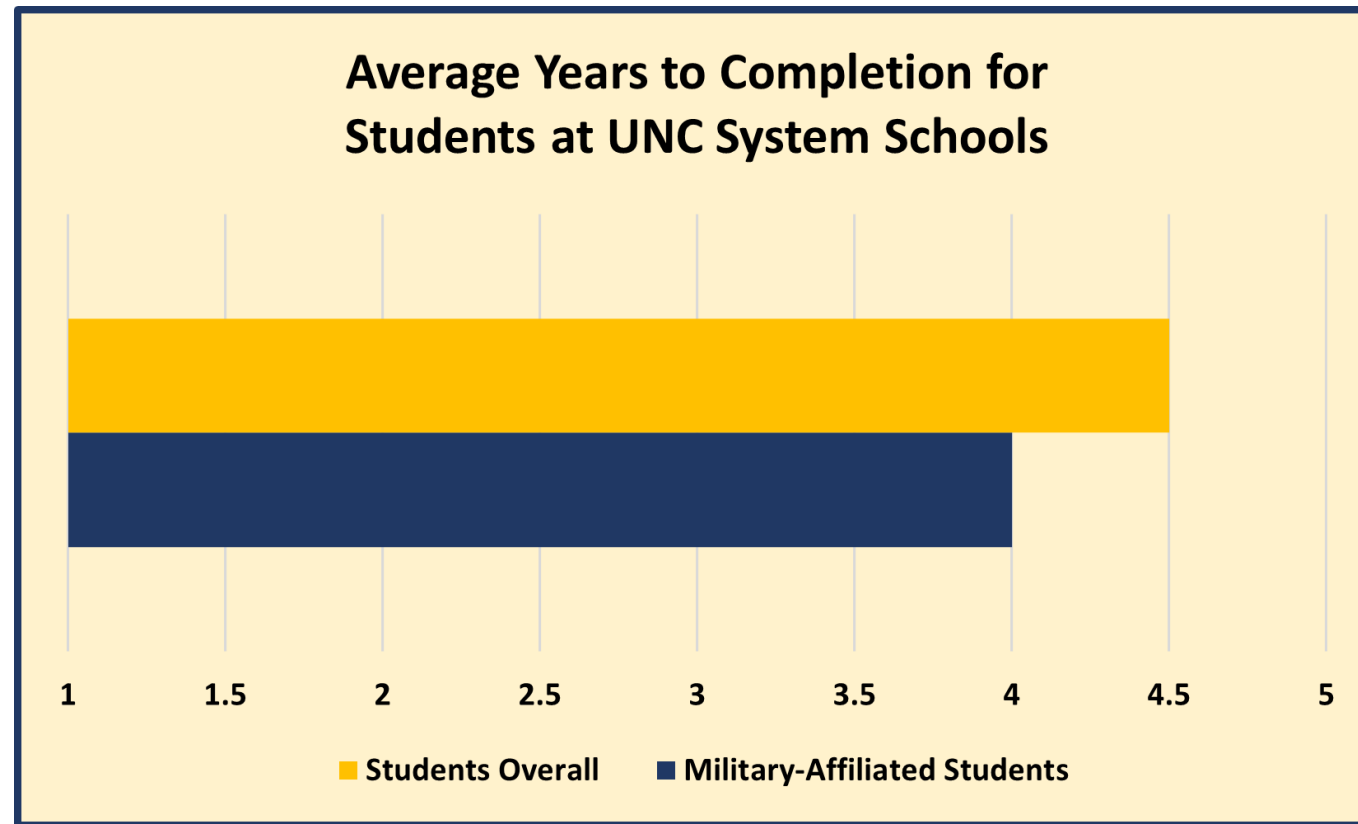
- Taking Some Classes Online
- Only Taking In-Person Classes



- Primarily (50%-100%) Online
- Primarily (50%-100%) In-Person

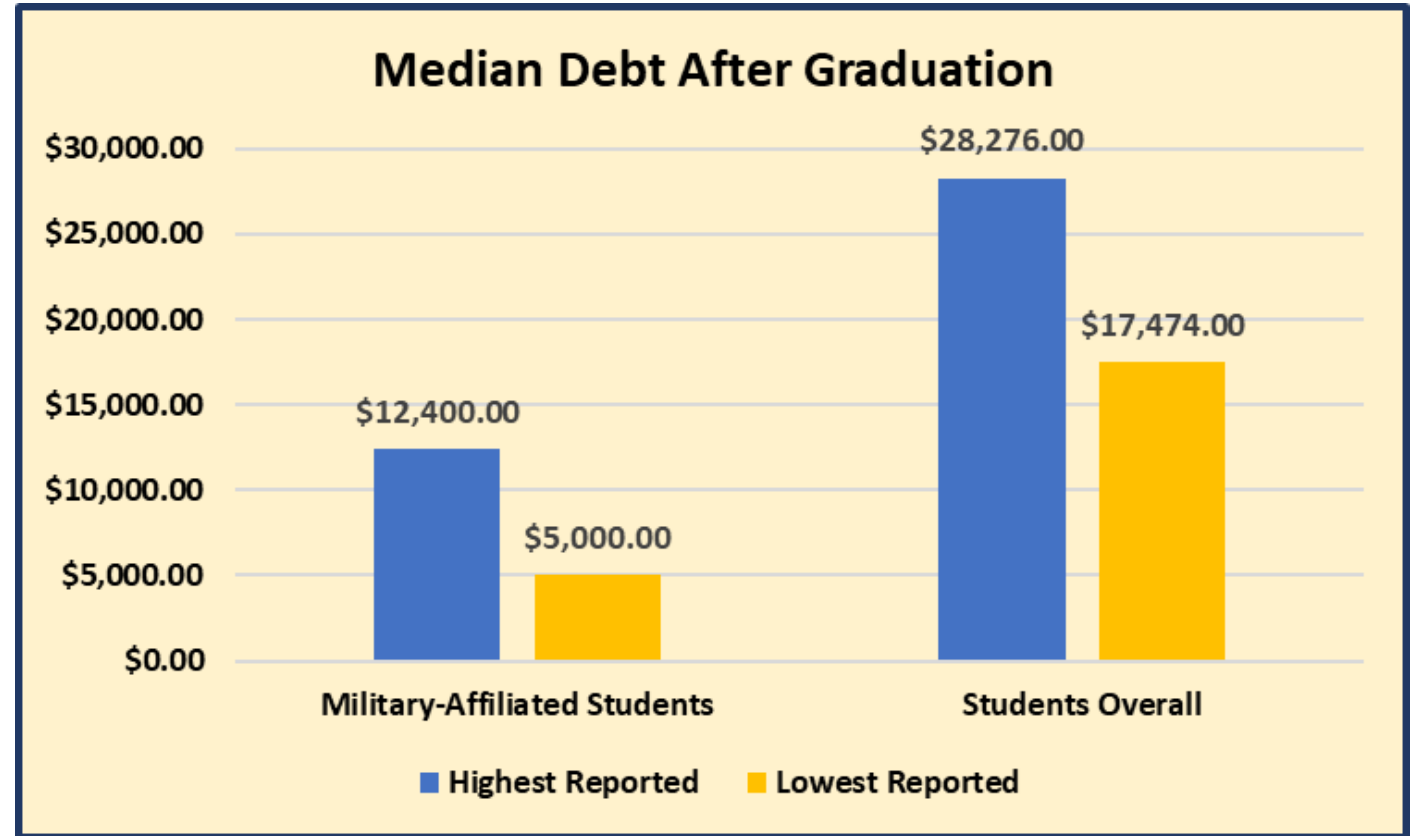
Outcomes – Time to Completion

- Graduation rates, retention rates, and GPAs comparable to non-military students

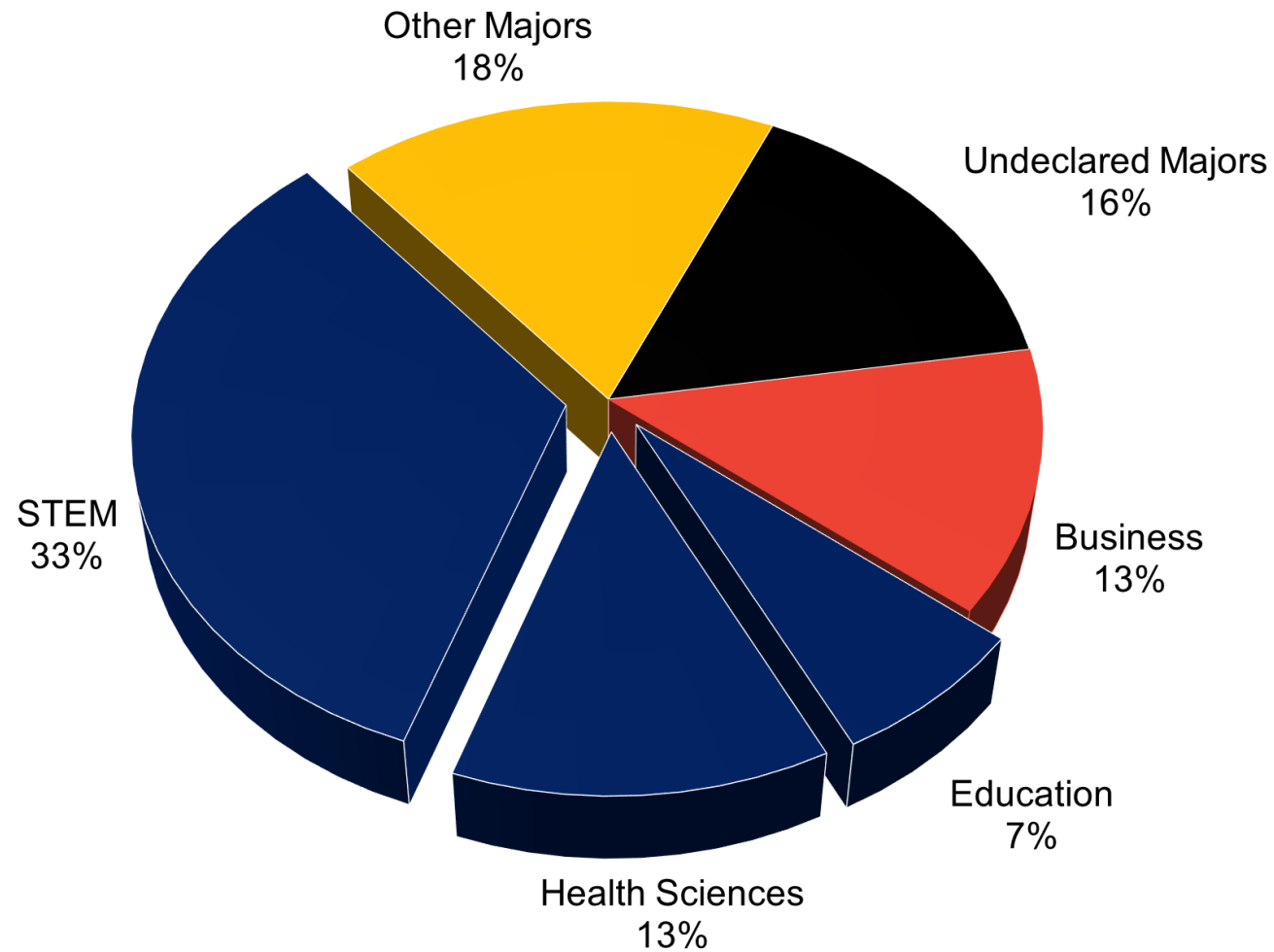


Outcomes – Student Debt

- In the 2021-2022 Military Friendly® Schools Survey, participating UNC System schools reported median debt of **\$5,000- \$12,400** for military students
- compared to **\$17,474 - \$28,276** for all UNC System students.
- Highest median debt for military-affiliated students < lowest median debt for students overall.




Top Degrees (Service Members)



Degree Programs and Pathways

UNCG – Veterans Access Program for Nursing

- Accelerated plans of study for medically trained veterans
- 20+ dedicated spots in upper-division program
- Comprehensive support (study area, counselor, testing assistance, etc.)
- Plans of study as short as 3 semesters
- Partnering with military to commission enlisted active duty



Eleven nursing students who are active-duty military service members were recognized for volunteering at UNCG's coronavirus vaccine clinic.

Degree Programs and Pathways

ECU - B.S. Industrial Technology

- Top ECU program among active and prior military and dependents
- Deployed students “able to finish classes during down time while doing military work over there”
- 7-week courses easier to navigate during deployment (unstable internet, short-notice travel)

ECU Ranked #6 Nationwide for Online Colleges by Newsweek



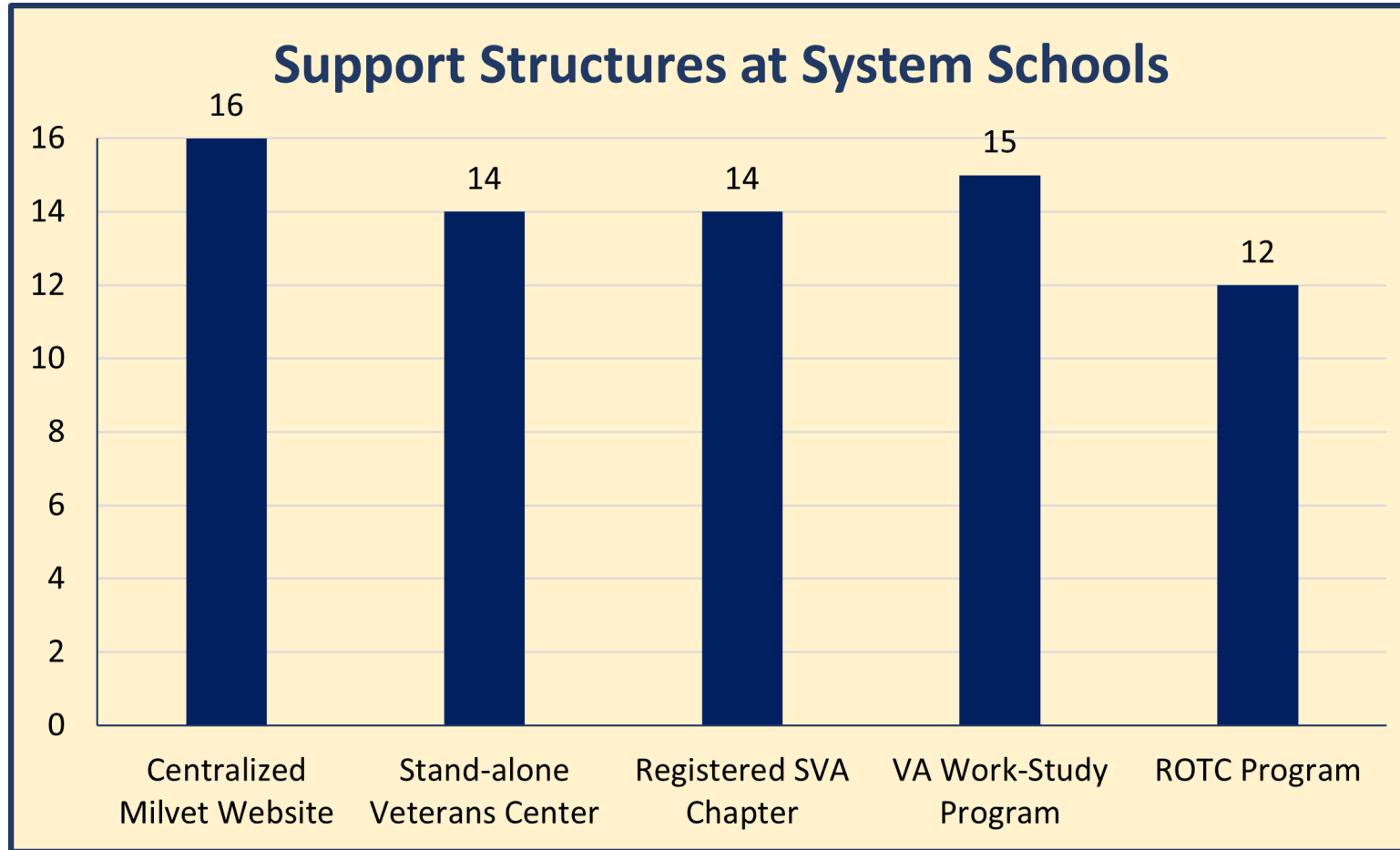
Dr. David Batts, associate professor at East Carolina University, accepts the John R. Bourne award for outstanding online program for ECU's Bachelor of Science in industrial technology at the Online Learning Consortium Accelerate Conference in Orlando, Florida.

UNC System Strengths: National Accolades

Jan 2022: Chancellor Allison of Fayetteville State receives the prestigious **William Pearson Tolley Champion for Veterans in Higher Education Award** from Student Veterans of America (SVA)

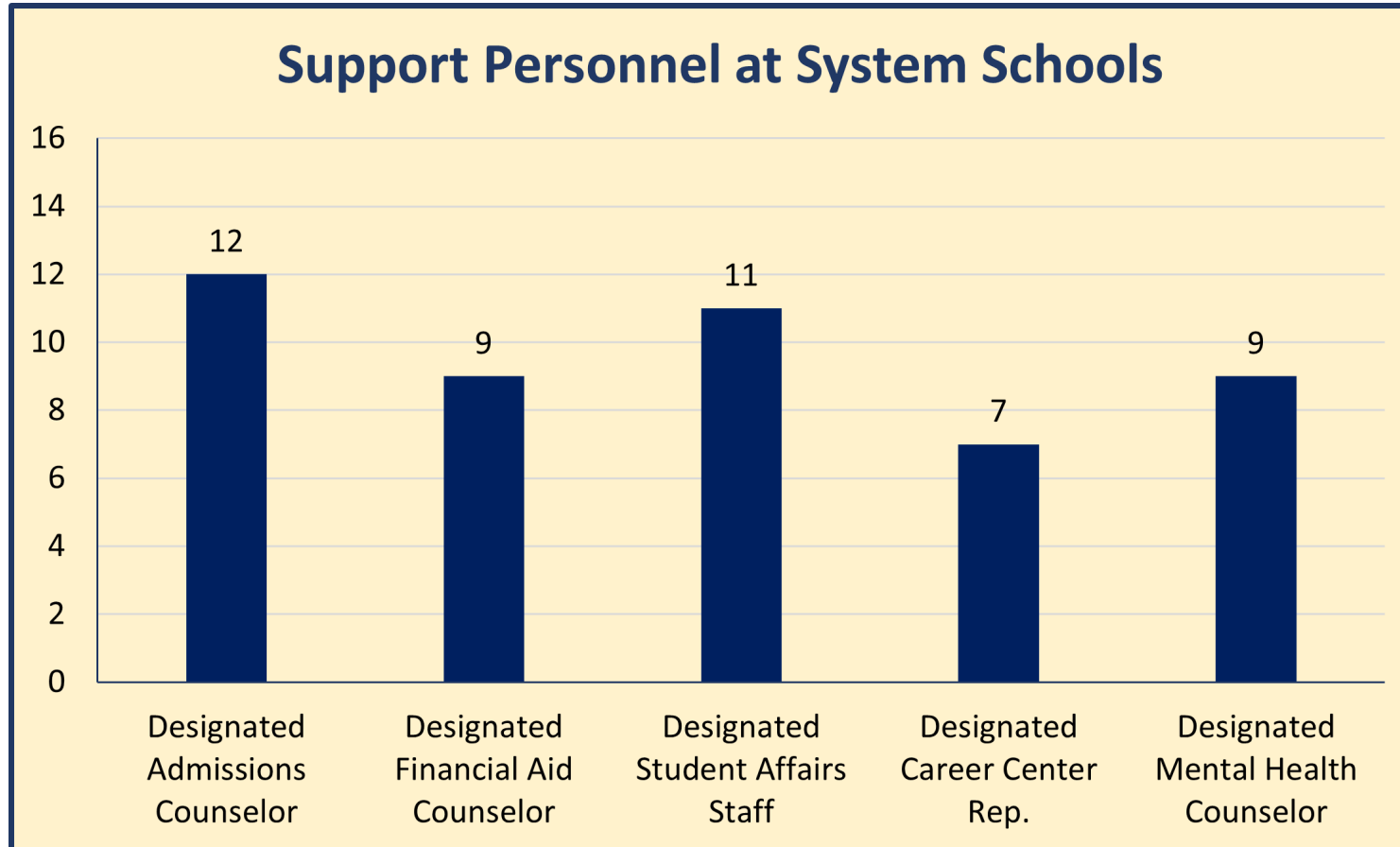


UNC System Strengths: Support Structures



- VA Work-Study Program: No cost to university, non-taxable pay for students, must be assigned to work on military-affiliated projects or at veteran centers
- Of the twelve ROTC Programs, all have Army, nine have Air Force, and two (NC State and UNC-Chapel Hill) have Navy and Marine Corps programs.

UNC System Strengths: Personnel



- Fifteen campuses have a liaison/primary point of contact for military-affiliated students
- Eleven campuses have an inter-divisional military affairs council
- Eleven campuses offer Green Zone Training to all faculty and staff.
- 1,443 veteran employees

System Level Support: MAWG

The Military Affairs Working Group (MAWG) is a team of university staff across the state who work directly with military-affiliated students.

- Led by UNC System Office personnel
- Works directly with NCSAA and VA Educational Liaison
- Monthly meetings to share best practices and ensure consistent information sharing
- Sub-committees dedicated to specific issues (Army IgnitEd, GI Bill certification, credit articulation, legislative changes)

System Level Support: Internal Partnerships

Mental Health First Aid (MHFA): skills-based training course that teaches participants about mental health and substance-use issues.

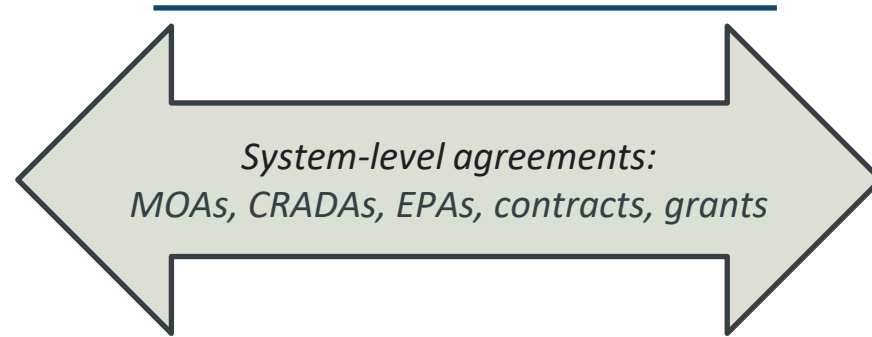
- UNC System Office has a certified MHFA instructor dedicated to training and certifying campus personnel who work directly with military-affiliated students.
- AY 21/22 goal: Train and certify at least one university staff member working with military affiliated students trained as MHFA provider at every UNC university.



External Partnerships & Outreach



Support to DoD Missions



Activities:

- \$40-60 million/ year DOD sponsored
- SME access
- Engineering design projects
- Prototype development
- Internships at military commands
- Military fellowships at UNC
- Tailored degree, certificate, exec education programs

Outcomes:

- Innovation
- Patents
- Spin-outs
- Prototypes
- Fielded solutions
- Talent pipeline
- Cost savings
- \$8M Pathfinder Airborne

DoD Partners



USASOC



JSOC



NC National Guard



NSA



ARL/ARO



XVIII/82nd ABN

New Partnerships: XVIII Airborne Corps

UNC System signs agreement with XVIII ABN Corps,
82nd ABN DIV (2021)



\$8 million FY21 Army Pathfinder
Airborne (DOD Appropriations)

Renewed Partnerships

UNC System reaffirms commitment to partnership with US Army Special Operations Command (May 2021)



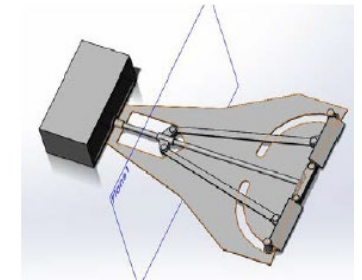
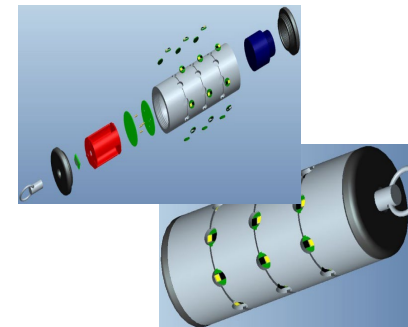

Partnership Outcomes

82nd Airborne Division

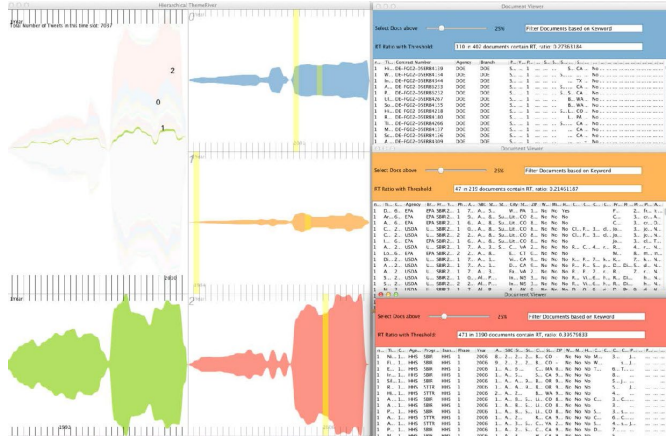
US Army Special Operations Command



NC STATE




Partnership Outcomes: Local Economic Impact



Data-driven visual analytics
(prototype to USSOCOM);
Partnered with a NC small business
-> created 200 NC jobs

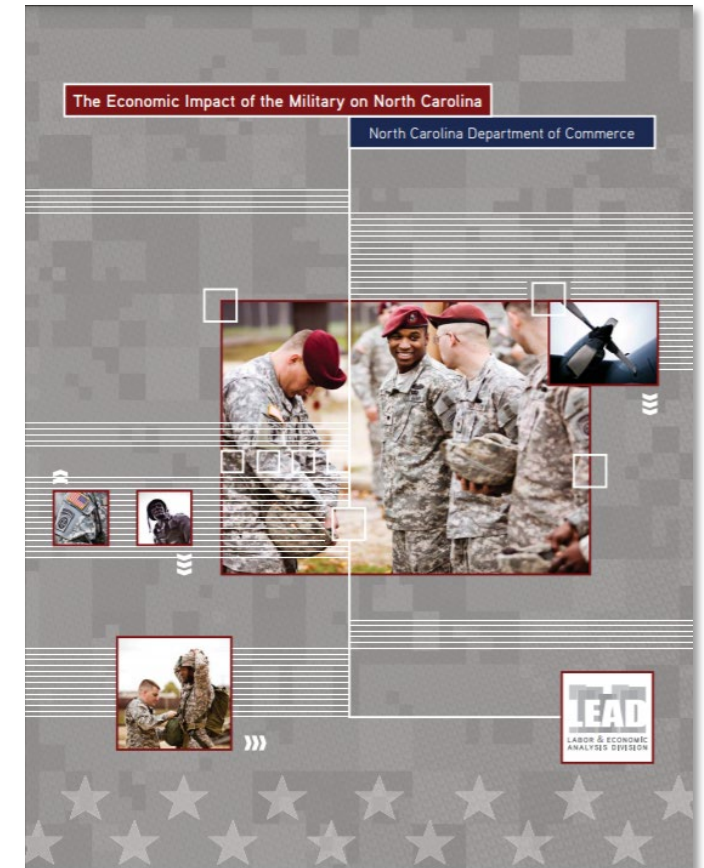
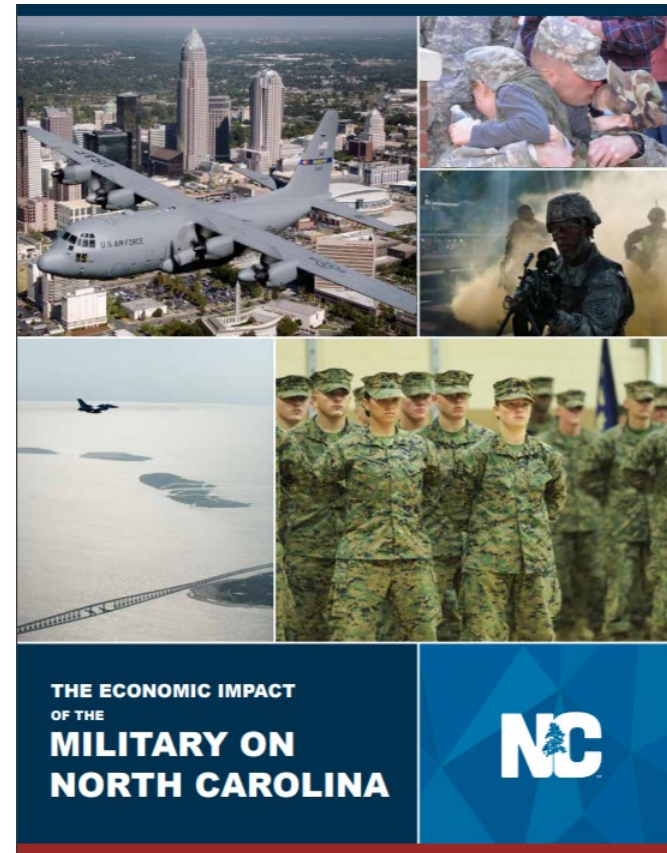
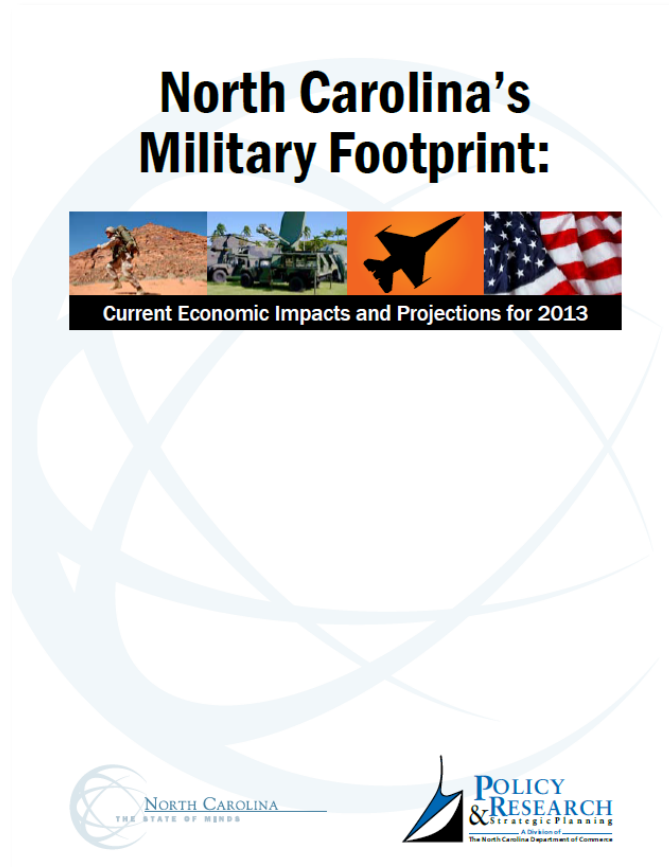
 stratifyd



UNC Wilmington developed
prototype biometric tools for Amy
and IC; Spinout company in
Wilmington with ~ 20 employees.



Economic Impact



State-Wide Defense Economy Growth Campaign



NORTH CAROLINA:
THE FRONTLINE
OF THE FUTURE

NORTH CAROLINA
YOUR MISSION IS OUR MISSION

#1 BEST STATE FOR BUSINESS
(Forbes 2017,2018,2019)

2 OF THE TOP 5 TECH HUBS
IN THE NATION

4TH LARGEST ACTIVE-DUTY
MILITARY POPULATION

#1 NATION'S HIGHEST SHARE OF INDUSTRY
FUNDED UNIVERSITY RESEARCH




★ = Military Base ✈ = Major Airport ⚓ = Major Port



TOP-NOTCH INNOVATION ECOSYSTEM



DOD/INDUSTRY/ACADEMIC PARTNERSHIPS



EXPANSIVE COMMITMENT TO DEFENSE

NC Center for Optimizing Military Performance (NC-COMP)




North Carolina
Center for Optimizing
Military Performance

- **Vision:** Unify & grow efforts in improving health and performance of DoD Service members
- **Who:** 40+ academic institutions, businesses and organizations across the state uniting with collaborators and DoD stakeholders, funders and partners
- Led by RTI; UNC System an “anchor” member, along with NC Biotech Center, Duke U., Ft. Bragg Research Institute, Geneva Foundation

Physical & Mental Performance



Along 3 stages



Prevent/recover



Maintain under
multi-stressors



Enhance beyond
baseline

Wearable Technologies/Data Analytics

Opportunities: Wrap Up

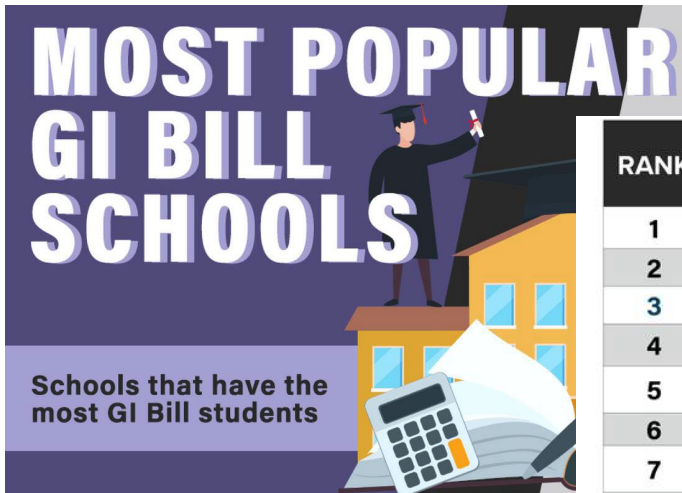
1. Access
2. Success
3. Affordability & Efficiency
4. Economic Impact & Community Engagement
5. Excellent & Diverse Institutions





ADDITIONAL INFORMATION

Top GI Bill Recipients



RANK	SCHOOL OR SYSTEM	HEADQUARTERS OR MAIN CAMPUS	SECTOR	GI BILL STUDENTS	POST 9/11 GI BILL(\$\$)
1	AMERICAN PUBLIC UNIVERSITY SYSTEM	Charles Town, WV	For-profit	17,648	\$58,284,470
2	UNIVERSITY OF MARYLAND GLOBAL CAMPUS	College Park , MD	Public	13,366	\$54,765,413
3	UNIVERSITY OF PHOENIX-ONLINE CAMPUS	Phoenix, AZ	For-profit	13,284	\$78,247,097
4	LIBERTY UNIVERSITY	Lynchburg, VA	Private	11,581	\$53,184,886
5	SOUTHERN NEW HAMPSHIRE UNIVERSITY ONLINE	Manchester, NH	Private	10,271	\$44,274,588
6	WESTERN GOVERNORS UNIVERSITY	Salt Lake City, UT	Private	7,754	\$23,580,648
7	ARIZONA STATE UNIVERSITY-TEMPE	Tempe, AZ	Public	7,047	\$67,456,563
8	ASHFORD UNIVERSITY	Clinton, IA	For-profit	6,934	\$27,156,939
9	GRAND CANYON UNIVERSITY	Phoenix, AZ	For-profit	6,566	\$22,059,039
10	PURDUE UNIVERSITY GLOBAL	Milwaukee, WI	Public	5,023	\$24,721,995
11	COLUMBIA SOUTHERN UNIVERSITY	Orange Beach, AL	For-profit	4,570	\$10,921,565
12	NATIONAL UNIVERSITY SAN DIEGO	San Diego, CA	Private	4,555	\$36,856,976
13	CENTRAL TEXAS COLLEGE MAIN CAMPUS	Killeen, TX	Public	4,470	\$4,041,052
14	FULL SAIL UNIVERSITY	Water Park, FL	For-profit	3,846	\$51,825,853
15	COLORADO TECHNICAL UNIVERSITY-ONLINE	Colorado Springs, Co	For-profit	3,649	\$27,722,505
16	THE UNIVERSITY OF TEXAS AT SAN ANTONIO	San Antonion, TX	Public	3,260	\$11,190,756
17	OLD DOMINION UNIVERSITY	Athens, GA	Public	3,222	\$20,228,187
18	TIDEWATER COMMUNITY COLLEGE-VIRGINIA BEACH	Virginia Beach, VA	Public	3,220	\$9,360,809
19	FAYETTEVILLE TECHNICAL COMMUNITY COLLEGE	Fayetteville, NC	Public	2,905	\$2,278,275
20	EXCELSIOR COLLEGE	Albany, NY	Private	2,826	\$14,640,874

By Military Affiliation (Fall 2020)

	Veterans	Active Duty	Nat Guard & Reserves	Spouses	Dependents	Unspec.	All Military Affiliated
Appalachian State University	944	136	99	4	19	38	1,240
East Carolina University	2,064	358	219	12	142	669	3,464
Elizabeth City State University	136	10	11	2	11	1	171
Fayetteville State University	1,112	476	59	38	64	100	1,849
North Carolina A&T State University	919	86	72		14	25	1,116
North Carolina Central University	347	31	42	3	5		428
North Carolina State University	547	109	117	166	900	545	2,384
UNC Asheville	172	4	6		4	28	214
UNC Chapel Hill	283	91	28	150	1,114	257	1,923
UNC Charlotte	747	39	106	7	208	9	1,116
UNC Greensboro	958	124	118	25	516	2	1,743
UNC Pembroke	723	168	64	33	30	16	1,034
UNC School of the Arts	95	3	3				101
UNC Wilmington	1,911	351	86	9	6	9	2,372
Western Carolina University	1,249	106	78	4	15	18	1,470
Winston-Salem State University	160	11	17		6		194
Grand Total	12,367	2,103	1,125	453	3,054	1,717	20,819

*1,632 spouses also served

*7,200 dependents also served or are mil spouses

By Military Affiliation (Fall 2020)

	Veterans	Active Duty	Nat Guard & Reserves	Spouses	Dependents	Other	All Military Affiliated
Appalachian State University	944	136	99	4	19	38	1,240
East Carolina University	2,064	358	219	12	142	669	3,464
Elizabeth City State University	136	10	11	2	11	1	171
Fayetteville State University	1,112	476	59	38	64	100	1,849
North Carolina A&T State University	919	86	72		14	25	1,116
North Carolina Central University	347	31	42	3	5		428
North Carolina State University	547	109	117	166	900	545	2,384
UNC Asheville	172	4	6		4	28	214
UNC Chapel Hill	283	91	28	150	1,114	257	1,923
UNC Charlotte	747	39	106	7	208	9	1,116
UNC Greensboro	958	124	118	25	516	2	1,743
UNC Pembroke	723	168	64	33	30	16	1,034
UNC School of the Arts	95	3	3				101
UNC Wilmington	1,911	351	86	9	6	9	2,372
Western Carolina University	1,249	106	78	4	15	18	1,470
Winston-Salem State University	160	11	17		6		194
Grand Total	12,367	2,103	1,125	453	3,054	1,717	20,819
<div> <div>All UNC System Enrollments</div> <div>242,477</div> </div> <div> <div>*1,632 spouses also served</div> <div>*7,200 dependents also served or are mil spouses</div> </div>							
Percent of all UNC System Enrollments	5.1%						8.6%
National Average*	4.5%						

*SOURCE: U.S. Department of Education, National Center for Education Statistics, 2015–16 National Postsecondary Student Aid Study (NPSAS:16).

ROTC Programs

	ROTC program(s)
Appalachian State University	Yes
East Carolina University	Yes
Elizabeth City State University	Yes
Fayetteville State University	Yes
North Carolina A&T State University	Yes
North Carolina Central University	Yes
North Carolina State University	Yes
UNC Asheville	No
UNC-Chapel Hill	Yes
UNC Charlotte	Yes
UNC Greensboro	Yes
UNC Pembroke	Yes
UNC School of the Arts	No
UNC Wilmington	No
Western Carolina University	No
Winston-Salem State University	Yes
	12

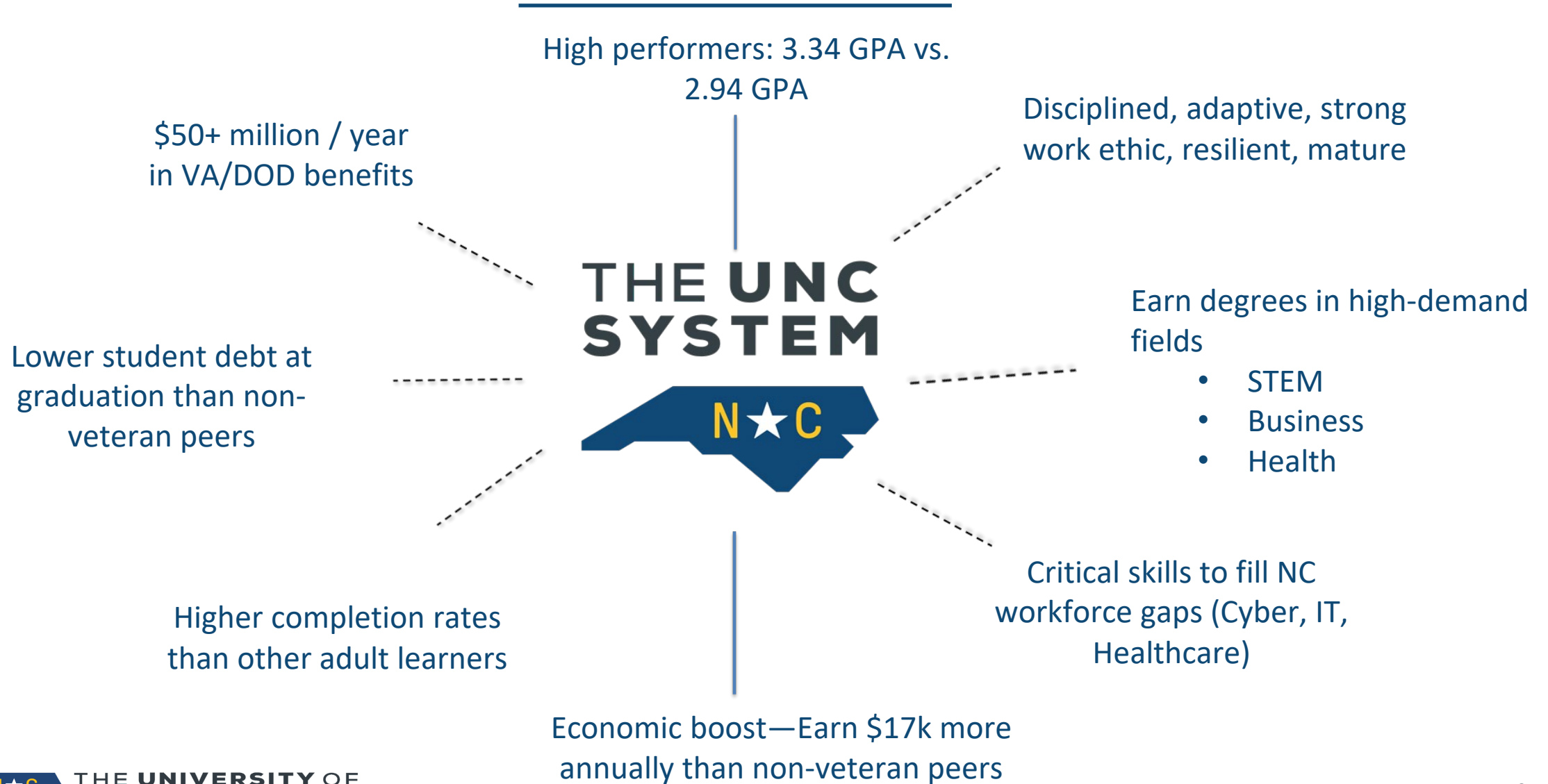
UNC System Veteran Employees

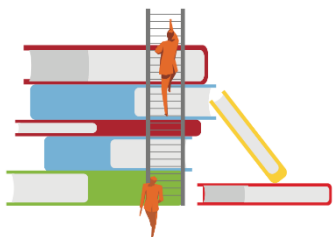
CAMPUS	TOTAL EMPLOYEES	VETERANS	% Veterans
ASU	2,875	66	2.3%
ECSU	350	9	0.3%
ECU	5,289	351	12.2%
FSU	754	44	1.5%
NCA&T	1,600	75	2.6%
NCCU	1,205	13	0.5%
NCSU	8,738	247	8.6%
UNCA	654	14	0.5%
UNCC	3,466	99	3.4%
UNC-CH	13,076	253	8.8%
UNCG	2,636	79	2.7%
UNCP	875	24	0.8%
UNCSA	470	8	0.3%
UNC-System-Office	415	17	0.6%
UNCW	2,196	81	2.8%
WCU	1,612	40	1.4%
WSSU	764	23	0.8%
Total	46,975	1,443	3.1%

Key Initiatives

- **Outreach**
 - Centralized website
 - Digital marketing campaign
 - Enhanced social media presence
 - Base engagement
 - UNC System military education and employment fairs
 - Partner with military-serving organizations
- **Credit Transfer**
 - Standardized, clear and simplified process
 - Community college pathways
- **Staffing & Training**
 - VP military leadership position at system level
 - Military cultural training for faculty and staff
 - Training on credit articulation, JST evaluation
 - More FTE's dedicated to MA students
- **Policies**
 - System-wide promising practices and clear policies
- **Flexible programs**
 - Condensed courses, hybrid/online

Why We Invest in Military Student Success





Student veterans are strong in the classroom. As a group, they have consistently achieved higher academic performance (**GPA**) as compared to traditional students (**3.34** vs. 2.94), and **complete college** at rates comparable with the national average, and higher than other adult learners (**53.6%** vs. 39.2%).³⁹

Return on Investment

Student veteran skills and talents are in demand from the nation's employers. More than half of student veterans pursue degrees in business, STEM, and health sciences.⁴⁰ Veterans with a bachelor's degree earn about **\$84,255** on average per year, which is about \$17,000 more than their non-veteran counterparts.⁴¹



STUDENT VETERANS ARE MORE LIKELY TO:

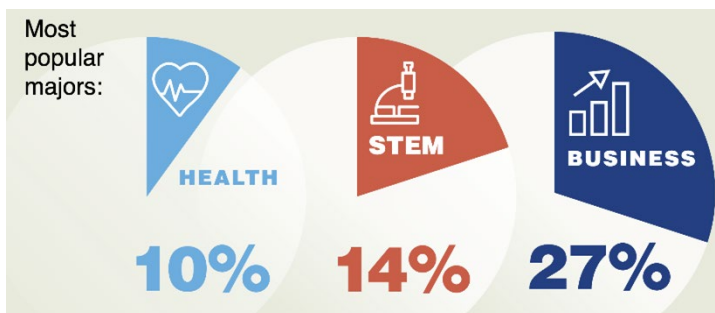


BE OLDER;
BE MARRIED;
HAVE CHILDREN;
HAVE A DISABILITY;
WORKING FULL OR PART-TIME;
FIRST GENERATION STUDENT



Student veterans arrive on campus with their tuition bill paid by the federal government. The Post-9/11 GI Bill funds 100% of tuition and fees for eligible veterans, and provides annual book stipends

\$50 million+
annually to
UNC System



2.9 MILLION VETERANS
OF THE POST-9/11 GENERATION
HAVE ENTERED HIGHER EDUCATION
AFTER SERVICE.

MAJORITY OF US SERVED
IN THE ENLISTED RANKS
OF THE MILITARY

82%

U.S. ARMY	47%
NAVY	18%
AIR FORCE	21%
MARINE CORPS	12%
U.S. COAST GUARD	2%
NATIONAL GUARD/RESERVES	45%

System Level Support: Legislative Advocacy

UNC System works with federal agencies and NC congressional delegation to influence policy and legislation based on “boots on the ground” information

Army IgnitED:

- Congress now tracking issues with implementation, soldiers not getting paid
- MAWG subcommittee building facilitation tool and workshops

Isakson-Roe Act 2020 (Section 1018):

- Technical Corrections Bill now allows schools to use existing College Financing Plan (CFP) instead of building ground-up shopping sheet
- MAWG subcommittee developing plan to get CFP to GI Bill Students

Outcomes: Graduation, Retention, GPA (Service Members)

Active and prior service members have:

- Higher 4-yr graduation rates v. non-military students at nine (9) UNC institutions
 - UNC-CH
 - UNCG
 - UNCP
 - WSSU
 - ECU
 - FSU
 - NCCU
 - NC State
 - UNCA
- Lower 4-yr grad rates at six (6) institutions
 - ASU
 - NCA&T
 - UNCC
 - UNCW
 - UNCSA
 - WCU
- Military grad rate data unavailable for ECSU
- Comparable GPAs and retention rates as non-military students

Outcomes: Graduation Rates (Service Members)

New Students Fall 2017								
	Cohort	1-Year Retention	4-Year Graduation		1st-Year GPA	2nd-Year GPA	3rd-Year GPA	4th-Year GPA
	N	%	N	%	Ave.	Ave.	Ave.	Ave.
Active & Prior Service	3,474	77.9%	1,787	51.4%	2.90	3.07	3.15	3.15
All Other	47,899	82.4%	26,982	56.3%	2.91	3.07	3.17	3.22

UNC System Transfers from NCCCS (Fall 2020)

Military Affiliated - Applied	1,901
Non-military Affiliated - Applied	16,587
Total - Applied	18,488
Military % of all transfer applications	10%

Military Affiliated - Admitted	1,619	85%	Military Admit rate
Non-military Affiliated: Admitted	14,090	85%	Non-military Admit rate
Total - Admitted	15,709	85%	Total Admit rate

Military Affiliated - Enrolled	1,068	56%	Military Enroll rate
Non-military Affiliated: Enrolled	9,379	57%	Non-military Enroll rate
Total - Enrolled	10,447	57%	Total Enroll rate
Military % of transfer enrollments	10%		