



BOARD OF GOVERNORS STUDENT FEE WORKSHOP  
Committee on Budget and Finance

November 17, 2020 at 2:00 p.m.  
Via Videoconference and UNC-TV Live Stream  
University of North Carolina System Office  
Center for School Leadership Development, Board Room  
Chapel Hill, North Carolina

**AGENDA**

1. Welcome .....James L. Holmes, Jr.
2. Overview of Student Fees .....Jennifer Haygood
3. Providing a Safe High-Quality Learning Environment .....Jennifer Haygood and Lindsay Farling
  - a. Campus Security Fee
    - i. Chancellor Perspective: Chancellor Randy Woodson, NC State University
  - b. Educational and Technology Fee
  - c. Special Fees
4. Student Health .....Jennifer Haygood and Lindsay Farling
  - a. Health Services Fee
    - i. Panel Discussion: Mr. Robert Pompey, N.C. A&T State University; Mr. Michael Smith, UNC School of the Arts; Dr. Julie Casani, NC State University; Mr. Jay Cutspec, UNC Asheville
5. Break
6. Campus Life .....Jennifer Haygood and Lindsay Farling
  - a. Association of Student Governments Fee
  - b. Student Activities Fee
    - i. Panel Discussion: Chancellor Kevin Guskiewicz, UNC-Chapel Hill; Mrs. Virginia Teachey, UNC Pembroke; Dr. Cathy Akens, UNC Greensboro
  - c. Athletics Fee
    - i. Panel Discussion: Chancellor Sheri Everts, Appalachian State University; Ms. Akua Matherson, NC Central University; Mr. Miles Lackey, UNC Wilmington
7. Campus Facilities .....Jennifer Haygood and Lindsay Farling
  - a. Debt Service Fee
8. Wrap-up
9. Adjourn

## AGENDA ITEM

Board of Governors Student Fee Workshop .....James L. Holmes, Jr., Jennifer Haygood, and Lindsay Farling

- Situation:** An overview of student fees and a review of individual mandatory fees will be presented during a workshop for the Board's discussion. The presentation will include several fee panels comprised of campus personnel to answer questions on specific fees.
- Background:** G.S. 116-143 requires that the Board of Governors fix the tuition and fees, not inconsistent with the actions of the General Assembly, at the constituent institutions of the University of North Carolina System.
- Assessment:** At the February 2021 meeting, the Board will take action on recommendations for tuition and fee rates for the 2021-22 academic year.
- Action:** This item is for discussion only.



## ***STUDENT FEE WORKSHOP***

**Board of Governors  
Committee on Budget and Finance**

**November 17, 2020**

### ***Presentation Outline***

- **Overview of Student Fees**
- **Review of Individual Fees**
  - **Providing a safe and high-quality learning environment**
    - **Campus Security**
    - **Educational and Technology**
    - **Special Fees**
    - **Health Services**
  - **Attracting, retaining, and engaging students**
    - **Campus Life**
    - **Athletics**
    - **Campus Facilities**

## *Overview of Student Fees*

3

### *What is a Fee?*

- Fees support specific activities/services and funds generated by fees are restricted to that purpose. Fees differ from tuition in several important ways:
  - Fees are identical for resident and nonresident students.
  - Fees can only be used for the purpose for which they were charged.
  - Fees cannot be used as a substitute for state appropriations and cannot be used for faculty salaries.
  - Fees are deposited into the Trust Fund, which exempts them from carryforward restrictions and allows them to be used for capital projects with Board approval.

4

## Two Ways Fees Support Students

### ■ Provide funds to supplement existing activities

- Safety and technology infrastructure are high priorities that require a dedicated fund source to supplement state funds.
- Courses that require specialized materials or equipment may necessitate a special fee to supplement instruction.

### ■ Provide funds for self-supporting activities

- Extracurricular activities and related facilities serve to attract students and keep them engaged.
- Other fee-supported services, like mental health counseling, can help students who need additional support to stay enrolled.

## Three Categories of Board-Approved Fees

Fee Category	Policy and Legislative Requirements
Mandatory	Includes Athletics, Health Services, Student Activities, Educational & Technology, Campus Security, Debt Service, and Association of Student Governments. <i>Maximum allowable percentage increase is capped at 3%. *</i>
Special	Only applicable to students engaged in particular activities or courses of study; cannot be used to supplement general academic revenues.
Application	Board can set different fees according to program needs.

*\* Statutory requirement*

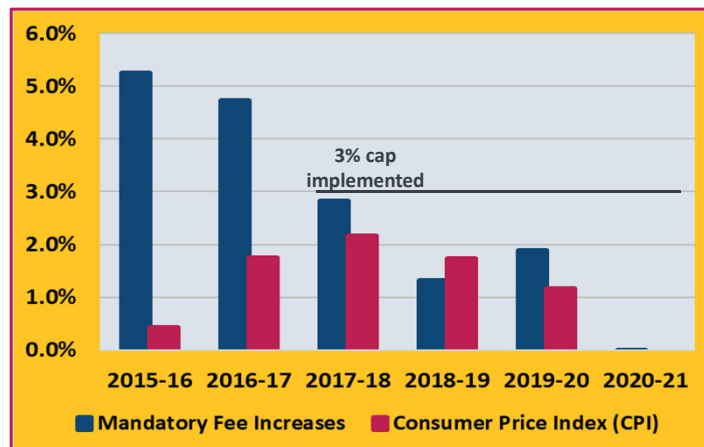
## ***Mandatory Fees Distance vs. On-Campus***

Category	Pays Student Fee?	
	On-Campus	Distance
Athletics	✓	
Health Services	✓	
Student Activities	✓	
Educational & Technology	✓	✓
Campus Security	✓	✓
Debt Service	✓	
Association of Student Governments	✓	✓

*Definition of Distance Education for fee purposes varies by campus.*

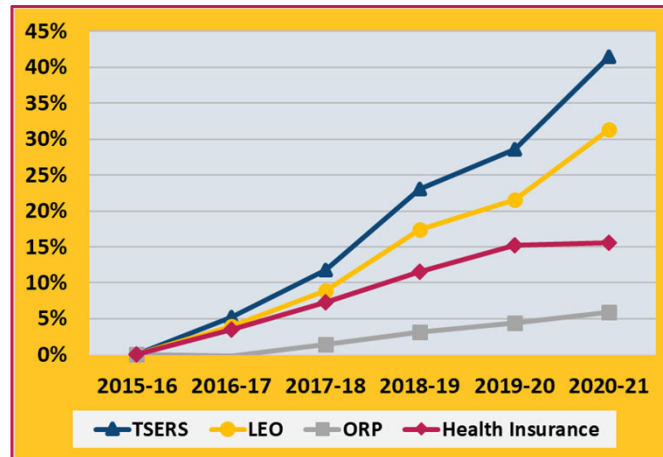
## ***Fee Increases Over Time***

**Annual Percent Increase in Mandatory Fees  
Compared to Inflation**



## *Impact of Salary and Benefit Increases*

Cumulative Increase in Benefit Rates  
FY 2015-16 to FY 2020-21

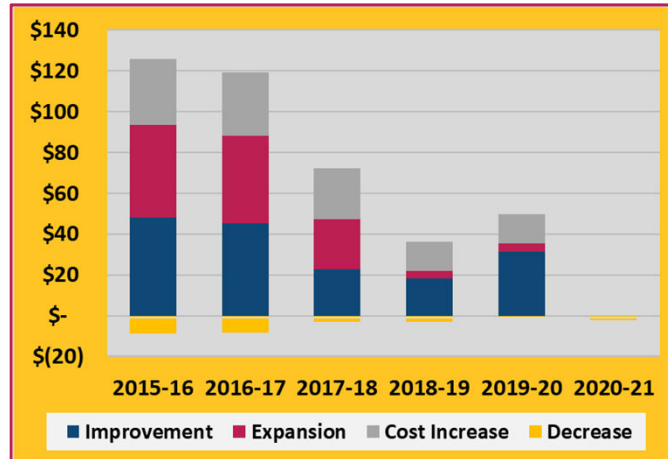


## *Primary Drivers of Requested Fee Changes*

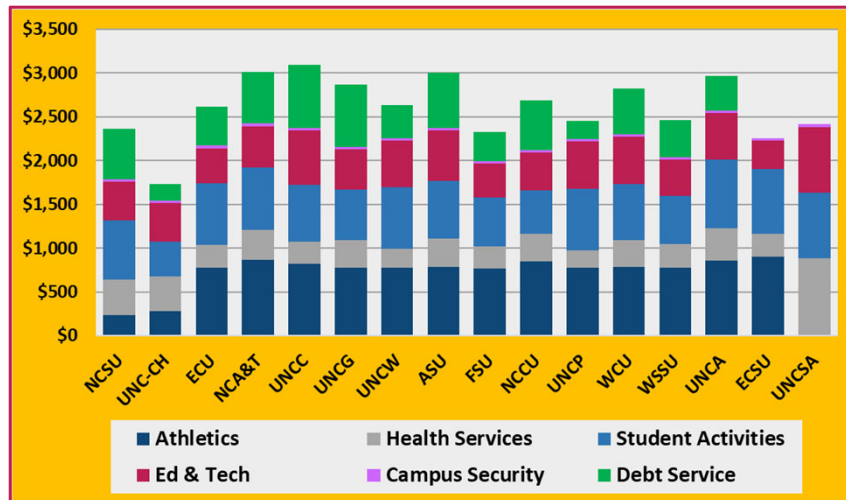
- Improvement to existing services/activities
- Expansion of services/activities
- Increase in cost of existing services
  - Personnel – salary and benefits
  - Non-personnel – inflationary increases, changes to contractual agreements, regulatory requirements
- Elimination of service or activity

## Primary Drivers of Requested Fee Changes

Annual Increase in Average Mandatory Fee Rates by Estimated Cost Driver



## 2020-21 Mandatory Fee Rates



UNCSA does not have an Athletics Fee.

In addition to the fees shown above, each student also pays a \$1 ASG Fee.



## Student Tuition and Fee Bills

- The format of the bill that a student receives varies by campus:
  - Some campuses combine/condense lines to simplify the bill making it easier to understand.
  - Others list every charge on a separate line to provide more transparency.
  - The student's class schedule, financial aid, housing, meal plan, textbooks, and other miscellaneous service charges may also appear on the bill.
- Many campuses provide a link on the bill to an explanation of the charges.

## Student Bill Example UNC Greensboro

Student Schedule/Bill			
CHARGES		CREDITS/ANTICIPATED CREDITS	
ASG Fee	0.50	Federal Direct Unsub Loan	2,721.00
Activities Fee	288.50		
Athletics Fee	390.00		
Campus Security Fee	15.00		
Ed & Technology Fee	230.50		
Facilities Fee	353.50		
Health Services Fee	155.00		
In-State Tuition	2,211.00		
Registration Fee	6.00		
Transportation Fee	53.00		
Total Charges:	\$ 3,703.00	Total Credits/Anticipated Credits:	\$ 2,721.00

- At UNCG, mandatory fees are shown as individual line items.
- Miscellaneous service charges are not approved by the Board but are authorized by policy to be established by the Chancellor.

## Student Bill Example UNC School of the Arts

### Account Summary

CHARGES		CREDITS/ANTICIPATED CREDITS
1. Tuition	3,248.00	UG Admissions Deposit 500.00
2. Required Fees	1,764.00	Campus Arts Scholarship 500.00
3. Housing	2,477.00	
4. Meal Plan	2,251.00	
5. Sales Tax - Meal Plans	157.57	
Health Insurance	1,308.40	
Total Charges:	\$ 11,205.97	Total Credits/Anticipated Credits: \$ 1,000.00

- At UNCSA, mandatory fees, special fees, and miscellaneous charges, including a one card fee, transportation fee, and orientation fee on this sample, are shown as a single line.
- The \$1,308.40 listed is for student health insurance, which is required for all students. If students are on their family's health plan, they can opt out of this charge.

## Student Bill Example North Carolina Central University

DESCRIPTION	CHARGES	CREDITS
* PREVIOUS BILLED BALANCE *	\$ 0.00	
- CURRENT CHARGES -		
ACCIDENT & SICKNESS INSURANCE	\$ 1,308.40	
Eagle Card Fee	\$ 10.00	
Biology E-Book Fee	\$ 73.00	
UNIV E-Book Fee	\$ 75.00	
MATH E-Book Fee	\$ 70.00	
EDUCATIONAL & TECHNOLOGY FEE	\$ 214.08	
ATHLETIC FEE	\$ 423.50	
Walker Complex Debt Service	\$ 60.00	
Infrastructure Fee	\$ 50.00	
Campus Security Fee	\$ 15.00	
Student Center Debt Service	\$ 175.00	
MEDICAL FEE	\$ 156.33	
STUDENT ACTIVITY FEE-UNDERGRAD	\$ 124.80	
CAMPUS CENTER	\$ 113.40	
LYCEUM & CONCERT FEE	\$ 12.50	
STUDENT GOVERNMENT FEE	\$ 0.50	
TRANSPORTATION FEE	\$ 43.00	
TUITION - UNDERGRAD RESIDENT	\$ 1,864.00	
WEB REGISTRATION	\$ 5.00	
* CURRENT BILLED BALANCE *	\$ 4,793.51	
- AUTHORIZED FINANCIAL AID -		
PELL GRANT		\$ 2,648.00
DIRECT-PLUS LOAN		\$ 4,795.00

- At NCCU, each mandatory fee is itemized and the student activities fee is shown as three separate pieces.
- Books can be purchased on the student account using financial aid.

## ***Review of Individual Fees***

17

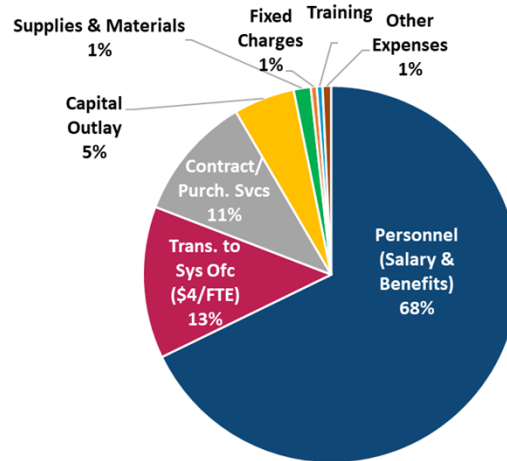
## ***Campus Security Fee***

- The Campus Security fee was implemented by the Board of Governors in 2015-16 and was set at a rate of \$30 at every campus.
- The fee was implemented to support:
  - Campus police officer and telecommunicator salaries
  - Highly qualified and trained investigators and hearing officers for reports of serious offenses, such as sexual violence
  - Safety and security training, coordination, and audit functions
  - Substance abuse counseling services
  - Title IX and Clery Act compliance coordination
- A portion (\$4) of the fee is transferred to the UNC System Office to support system-wide coordination, trainings, and other shared services functions related to campus safety and security.

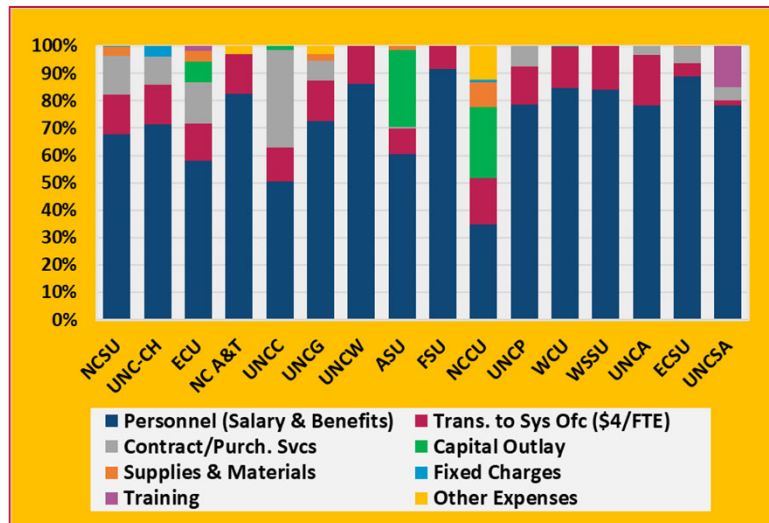
18

## 2018-19 Campus Security Fee Expenses

**Total Campus Security  
Fee Expenses:  
\$6,771,709**



## 2018-19 Campus Security Fee Expenses



## 2018-19 Campus Security Fee Expenses

Expense Category	NC State	UNC-CH	ECU	NC A&T	UNCC	UNCG	UNCW	ASU	FSU
Personnel	\$577,344	\$562,482	\$428,230	\$264,016	\$477,181	\$358,476	\$395,550	\$503,271	\$142,600
Supplies and Materials	\$26,869	\$0	\$28,859	\$0	\$1,200	\$11,997	\$0	\$11,262	\$0
Contracted/Purchased Svcs	\$120,853	\$80,575	\$112,319	\$0	\$335,894	\$36,497	\$0	\$7,171	\$0
Training	\$0	\$0	\$13,312	\$0	\$0	\$0	\$0	\$0	\$0
Fixed Charges	\$2,295	\$29,852	\$0	\$0	\$0	\$0	\$0	\$0	\$0
Capital Outlay	\$0	\$0	\$54,699	\$0	\$12,238	\$0	\$0	\$234,068	\$0
Transfer to Sys Ofc (\$4/FTE)	\$123,685	\$114,562	\$100,110	\$46,088	\$115,858	\$72,803	\$63,667	\$77,754	\$13,308
Other Expenses	-\$613	\$0	\$603	\$9,360	\$0	\$14,673	\$0	\$0	\$0
<b>Total Expenses</b>	<b>\$850,433</b>	<b>\$787,472</b>	<b>\$738,131</b>	<b>\$319,464</b>	<b>\$942,371</b>	<b>\$494,446</b>	<b>\$459,217</b>	<b>\$833,526</b>	<b>\$155,908</b>

Expense Category	NCCU	UNCP	WCU	WSSU	UNCA	ECSU	UNCSA	System Total
Personnel	\$72,715	\$147,380	\$245,175	\$111,681	\$88,957	\$113,277	\$102,892	\$4,591,226
Supplies and Materials	\$18,796	\$0	\$0	\$0	\$0	\$186	\$0	\$99,169
Contracted/Purchased Svcs	\$221	\$14,000	\$0	\$0	\$3,888	\$8,057	\$6,178	\$725,654
Training	\$0	\$125	\$0	\$0	\$0	\$0	\$20,000	\$33,437
Fixed Charges	\$2,178	\$0	\$536	\$0	\$0	\$0	\$0	\$34,861
Capital Outlay	\$54,064	\$0	\$0	\$0	\$0	\$0	\$0	\$355,069
Transfer to Sys Ofc (\$4/FTE)	\$34,671	\$26,118	\$43,559	\$21,359	\$20,624	\$6,006	\$2,580	\$882,752
Other Expenses	\$25,518	\$0	\$0	\$0	\$0	\$0	\$0	\$49,541
<b>Total Expenses</b>	<b>\$208,162</b>	<b>\$187,623</b>	<b>\$289,270</b>	<b>\$133,040</b>	<b>\$113,469</b>	<b>\$127,526</b>	<b>\$131,650</b>	<b>\$6,771,709</b>

## Campus Security Fee System Office Activities

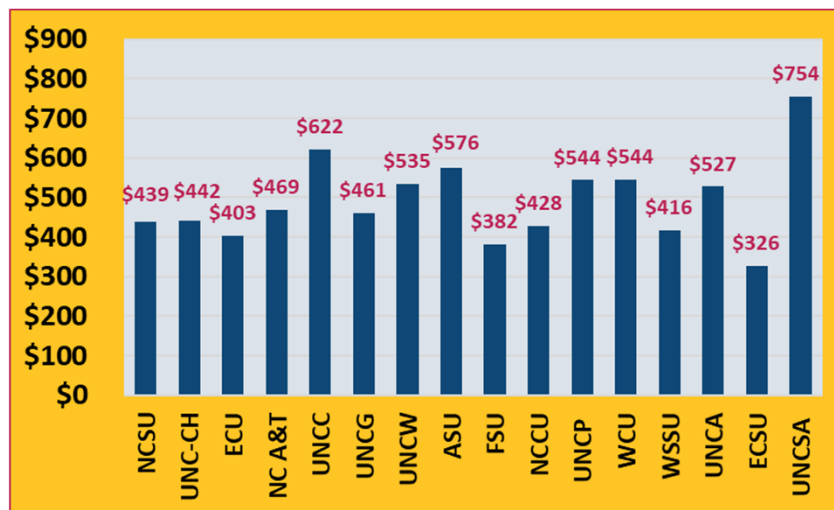
- Every institution remits \$4 per full-time equivalent student to the System Office.
- This funding is used for training and personnel at the System Office as well as redistribution back to the smaller campuses.

Campus Distribution			
Institution	2017-18	2018-19	2019-20
ECSU	\$0	\$37,559	\$20,906
UNCA	\$44,850	\$50,607	\$51,563
UNCSA	\$26,939	\$20,202	\$27,059
WSSU	\$74,897	\$74,299	\$90,474

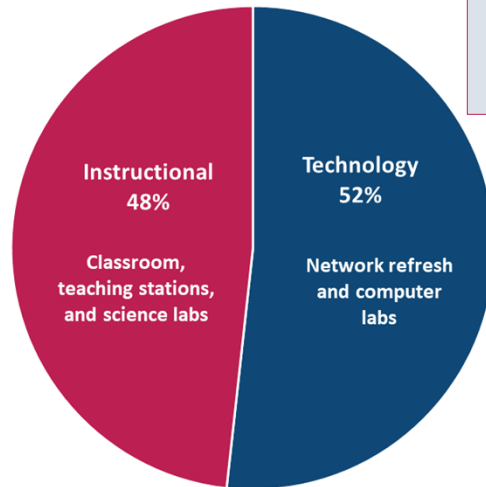
## *Educational and Technology Fee*

- The Educational and Technology fee was originally recommended by the Board of Governors in 1993 to support scientific and data processing supplies and equipment.
- As the need for high-speed wireless internet across campuses has become a necessity, one of the more important uses is to support the campus network infrastructure.
- Educational and Technology fee revenues also support specialized instructional and lab equipment and computer labs.

## *2020-21 Ed & Tech Fee Rates*

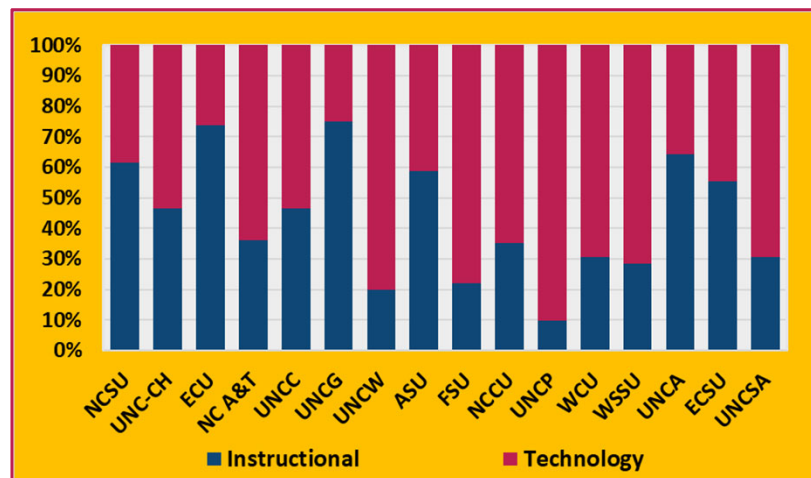


## 2018-19 Ed & Tech Fee Expenses



Total Ed & Tech  
Fee Expenses:  
\$102,157,740

## 2018-19 Ed & Tech Fee Expenses



## 2018-19 Ed & Tech Fee Expenses

Expense Category	NC State	UNC-CH	ECU	NC A&T	UNCC	UNCG	UNCW	ASU	FSU
Instructional	\$8,339,741	\$5,893,992	\$7,649,410	\$1,469,674	\$6,494,118	\$3,513,722	\$1,472,329	\$7,068,347	\$456,748
Technology	\$5,199,562	\$6,784,318	\$2,706,732	\$2,612,754	\$7,484,074	\$1,171,241	\$5,918,882	\$4,966,720	\$1,624,588
<b>Total Expenses</b>	<b>\$13,539,303</b>	<b>\$12,678,310</b>	<b>\$10,356,142</b>	<b>\$4,082,428</b>	<b>\$13,978,192</b>	<b>\$4,684,963</b>	<b>\$7,391,211</b>	<b>\$12,035,067</b>	<b>\$2,081,336</b>

Expense Category	NCCU	UNCP	WCU	WSSU	UNCA	ECSU	UNCSA	System Total
Instructional	\$2,809,894	\$333,180	\$1,807,772	\$327,773	\$1,331,926	\$185,719	\$141,051	\$49,295,396
Technology	\$5,177,515	\$3,108,277	\$4,081,322	\$820,481	\$738,615	\$149,537	\$317,726	\$52,862,344
<b>Total Expenses</b>	<b>\$7,987,408</b>	<b>\$3,441,457</b>	<b>\$5,889,094</b>	<b>\$1,148,254</b>	<b>\$2,070,541</b>	<b>\$335,256</b>	<b>\$458,777</b>	<b>\$102,157,740</b>

Expense Category Definitions	
Instructional	Supports the classroom/teaching station/science labs
Technology	Used for network refresh, computer lab, etc.

## Special Fees

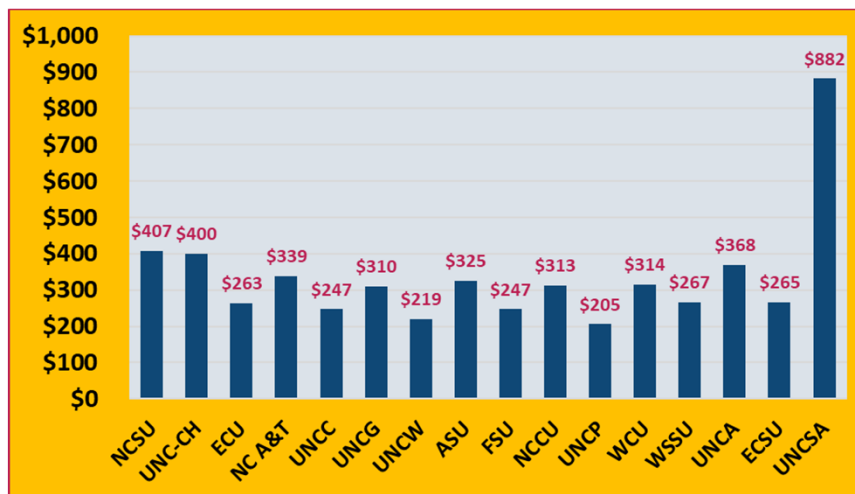
- Special fees are for programs that have specialized instructional needs, e.g., programs in health affairs, law, business, engineering, and others.
- Special Fees provide funds for specific needs that are not financed from other revenue sources, e.g., dental equipment.
- Special Fees are charged only to students that participate in programs or activities financed from those fees.
- These program needs are expensive and occur in curricula where students must obtain a “competitive edge” to acquire highly desirable jobs upon graduation.
- Special fees cannot be used to pay for faculty salaries.



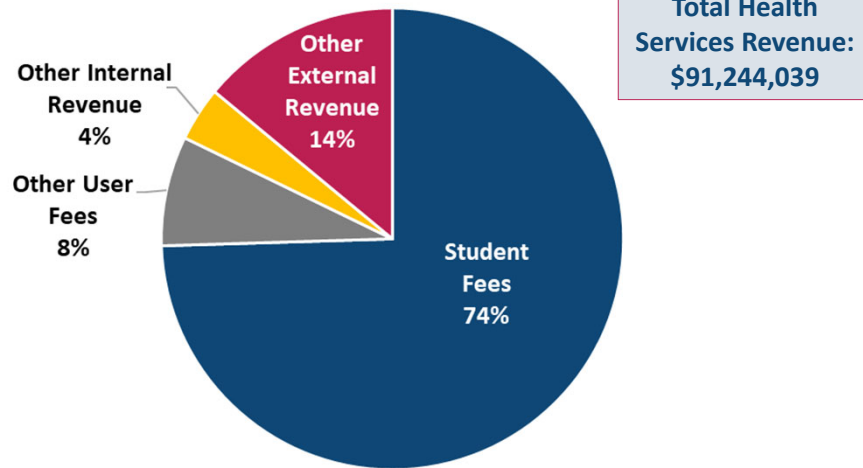
## Health Services Fee

- Health Services fee revenue supports:
  - Health and medical services/supplies for students
  - Maintenance and operation of health centers
  - Salaries associated with health center operations
- Demand for mental health services has been increasing.
- All campuses currently offer some form of telehealth services.

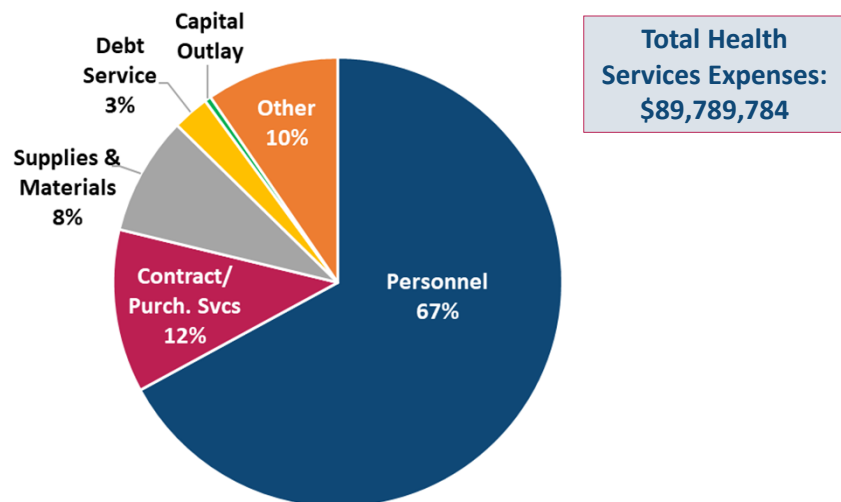
## 2020-21 Health Services Fee Rates



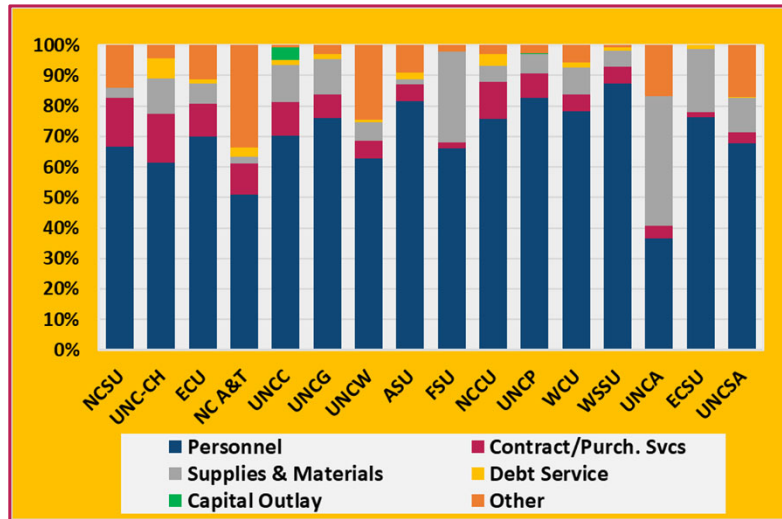
## 2018-19 Health Services Revenue



## 2018-19 Health Services Expenses



## 2018-19 Health Services Expenses



## 2018-19 Health Services Expenses

Expense Category	NC State	UNC-CH	ECU	NC A&T	UNCC	UNCG	UNCW	ASU	FSU
Personnel	\$10,649,281	\$14,176,140	\$5,348,014	\$3,183,334	\$6,811,340	\$4,489,438	\$2,222,288	\$4,735,374	\$496,556
Contracted/Purchased Svcs	\$2,587,784	\$3,691,098	\$823,771	\$631,857	\$1,062,754	\$459,257	\$206,938	\$315,216	\$12,824
Supplies and Materials	\$517,592	\$2,639,363	\$525,990	\$141,762	\$1,194,888	\$686,120	\$207,846	\$108,877	\$224,009
Capital Outlay	\$0	\$0	\$0	\$1,500	\$411,668	\$0	\$0	\$0	\$0
Debt Service	\$7,148	\$1,522,046	\$95,441	\$183,968	\$140,578	\$94,711	\$33,599	\$117,286	\$0
Other Operating Expenses	\$2,235,932	\$1,005,902	\$862,060	\$2,102,063	\$70,438	\$180,127	\$866,120	\$530,095	\$16,614
<b>Total Expenses</b>	<b>\$15,997,737</b>	<b>\$23,034,549</b>	<b>\$7,655,276</b>	<b>\$6,244,484</b>	<b>\$9,691,665</b>	<b>\$5,909,653</b>	<b>\$3,536,791</b>	<b>\$5,806,848</b>	<b>\$750,003</b>

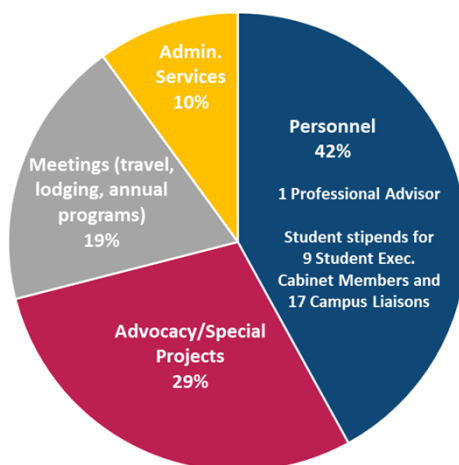
Expense Category	NCCU	UNCP	WCU	WSSU	UNCA	ECSU	UNCSA	System Total
Personnel	\$1,753,347	\$766,957	\$2,509,794	\$1,336,103	\$538,351	\$396,766	\$811,345	\$60,224,428
Contracted/Purchased Svcs	\$279,128	\$72,503	\$175,715	\$87,933	\$60,794	\$9,166	\$42,788	\$10,519,526
Supplies and Materials	\$121,754	\$58,228	\$281,804	\$77,375	\$629,271	\$107,291	\$134,714	\$7,656,884
Capital Outlay	\$0	\$3,246	\$0	\$0	\$61	\$0	\$0	\$416,475
Debt Service	\$89,938	\$0	\$52,566	\$17,925	\$0	\$6,422	\$4,206	\$2,365,834
Other Operating Expenses	\$67,532	\$25,434	\$182,157	\$11,572	\$246,396	\$0	\$204,196	\$8,606,637
<b>Total Expenses</b>	<b>\$2,311,699</b>	<b>\$926,368</b>	<b>\$3,202,036</b>	<b>\$1,530,908</b>	<b>\$1,474,873</b>	<b>\$519,645</b>	<b>\$1,197,249</b>	<b>\$89,789,784</b>

## ASG Fee

### ■ Association of Student Governments (ASG) revenue supports:

- Unity and cooperative efforts between the sixteen public universities of the UNC System.
- Action and education on collective interests of students enrolled in member institutions.
- Liaisons between the students and the Governor of the State of North Carolina, the North Carolina General Assembly, the Office of the President of the UNC System, and other state and federal officials.

## 2018-19 ASG Fee Expenses



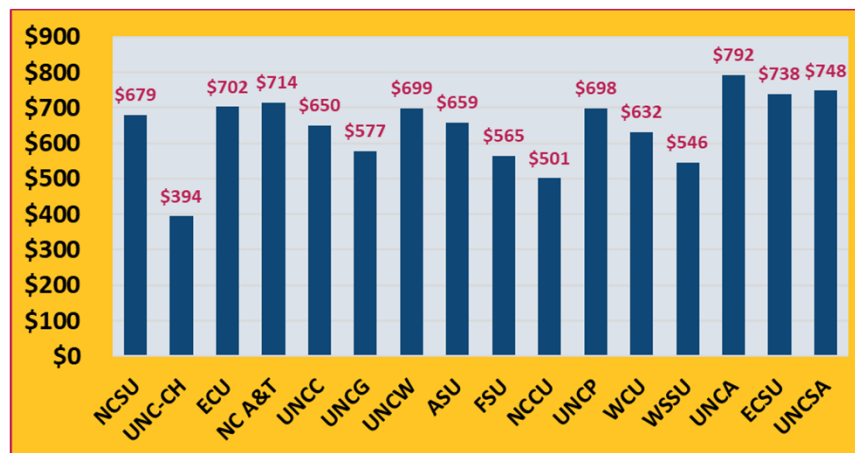
Total ASG Expenses:  
\$272,199

- \$1 per student FTE is collected from the campuses by the System Office.
- The annual finance bill (budget) is written and sponsored by students and approved by the ASG General Assembly and signed by all of the ASG Presidents.

## *Student Activities Fee*

- **Student Activities fee revenue supports:**
  - Maintenance and operation of student unions and wellness/recreational facilities
  - Student organizations
  - Newspapers, yearbooks, and entertainment programs
- **Extracurricular activities funded by the Student Activities fee are important to help keep students engaged and feel included on campus.**

## *2020-21 Student Activities Fee Rates*

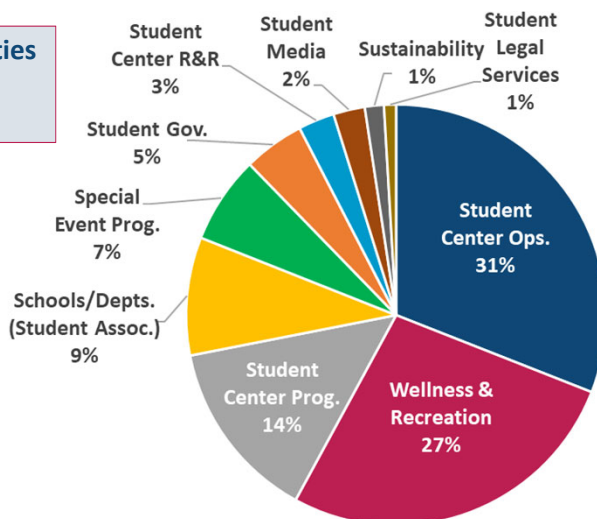


## Student Activities Fee Expense Categories

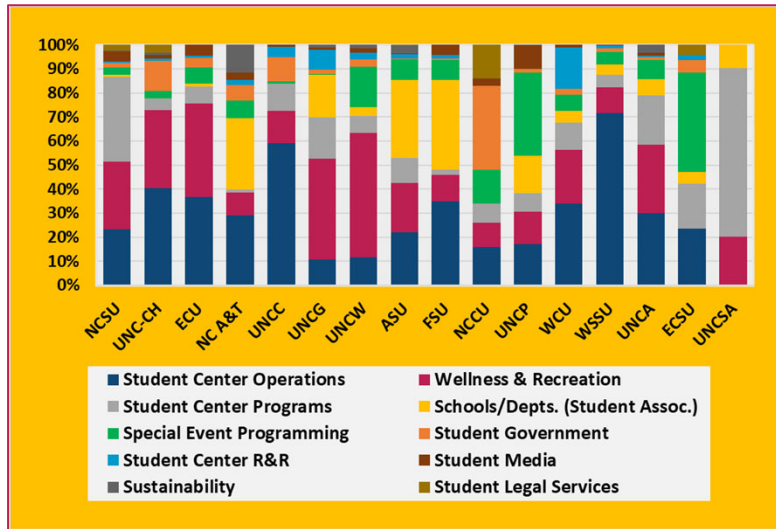
Student Activities Fee Expense Descriptions	
Expense Category	Definition
Special Event Programming	Responsible for acquiring, scheduling, publicizing, and presenting films, speakers, and special events
Student Publications/Media	Used to defray the cost of the various campus-wide student
Student Government	Allocated to the Student Government for distribution to campus organizations for activities, they deem, are in the best interest of the student body
Student Legal Services	Funds the student legal services program, which offers legal services to all students
Schools/Departments (Student Association)	Used by the student body to support student activities for each of the various schools/departments
Student Center Operations	Supports the maintenance and operations of the Student Center
Student Center Repairs &	Used to maintain and upgrade the Student Center
Student Center Programming	Supports programming for the Student Centers
University Wellness & Recreation	Used to defray the cost of operating and maintaining the intramural recreational sports program and other physical education programs
Sustainability	Used to promote sustainability and to address a growing student desire to have a sustainable campus

## 2018-19 Student Activities Fee Expenses

**Total Student Activities Fee Expenses:**  
**\$123,477,705**



## 2018-19 Student Activities Fee Expenses



## 2018-19 Student Activities Fee Expenses

Expense Category	NC State	UNC-CH	ECU	NC A&T	UNCC	UNCG	UNCW	ASU	FSU
Special Event Programming	\$599,689	\$340,795	\$1,106,917	\$519,299	\$175,059	\$20,000	\$1,540,621	\$1,342,616	\$148,000
Student Media	\$863,507	\$188,386	\$744,598	\$203,430	\$135,569	\$92,721	\$166,470	\$57,516	\$75,000
Student Government	\$396,390	\$1,393,946	\$643,060	\$434,945	\$1,644,619	\$171,868	\$278,672	\$59,575	\$10,000
Student Legal Services	\$478,129	\$378,117	\$0	\$0	\$0	\$0	\$8,540	\$47,349	\$0
Schools/Depts. (Student Assoc.)	\$194,340	\$0	\$184,025	\$2,033,624	\$0	\$1,628,040	\$318,433	\$4,954,021	\$665,820
Student Center Operations	\$4,718,897	\$4,469,139	\$5,985,920	\$1,989,668	\$9,822,515	\$987,391	\$1,040,794	\$3,393,777	\$620,000
Student Center R&R	\$89,669	\$91,210	\$137,288	\$153,029	\$727,163	\$751,927	\$232,614	\$270,468	\$30,000
Student Center Programs	\$7,111,980	\$535,198	\$1,180,703	\$84,450	\$1,882,999	\$1,579,093	\$626,836	\$1,627,068	\$35,000
Wellness and Recreation	\$5,701,521	\$3,574,043	\$6,331,805	\$654,726	\$2,242,169	\$3,869,773	\$4,690,230	\$3,147,565	\$200,000
Sustainability	\$96,285	\$80,414	\$0	\$796,791	\$13,700	\$108,066	\$127,763	\$491,569	\$500
<b>Total Expenses</b>	<b>\$20,250,407</b>	<b>\$11,051,248</b>	<b>\$16,314,316</b>	<b>\$6,869,962</b>	<b>\$16,643,792</b>	<b>\$9,208,879</b>	<b>\$9,030,972</b>	<b>\$15,391,524</b>	<b>\$1,784,320</b>

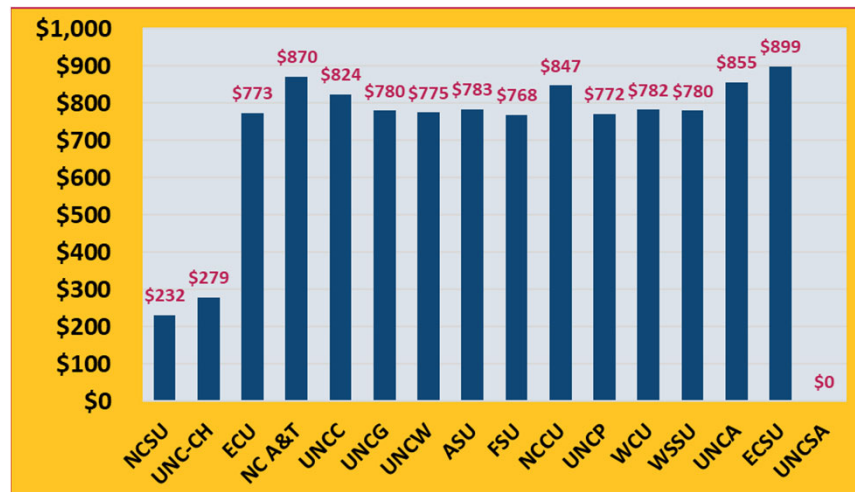
  

Expense Category	NCCU	UNCP	WCU	WSSU	UNCA	ECSU	UNCSA	System Total
Special Event Programming	\$186,865	\$1,160,191	\$346,703	\$116,484	\$205,240	\$487,868	\$0	\$8,296,346
Student Media	\$40,043	\$331,605	\$60,036	\$5,674	\$31,190	\$0	\$0	\$2,995,745
Student Government	\$467,163	\$49,107	\$118,725	\$34,344	\$27,277	\$59,301	\$0	\$5,788,992
Student Legal Services	\$186,865	\$0	\$0	\$0	\$0	\$49,796	\$0	\$1,148,796
Schools/Depts. (Student Assoc.)	\$0	\$533,433	\$247,688	\$94,419	\$176,432	\$58,948	\$108,389	\$11,197,612
Student Center Operations	\$213,560	\$581,396	\$1,741,923	\$1,598,295	\$781,539	\$277,607	\$0	\$38,222,420
Student Center R&R	\$0	\$0	\$881,067	\$27,095	\$19,000	\$26,065	\$0	\$3,436,595
Student Center Programs	\$106,780	\$253,842	\$584,215	\$116,052	\$535,340	\$221,109	\$771,237	\$17,251,903
Wellness and Recreation	\$133,475	\$446,726	\$1,138,608	\$242,419	\$735,784	\$0	\$220,777	\$33,329,621
Sustainability	\$0	\$7,705	\$0	\$0	\$86,883	\$0	\$0	\$1,809,675
<b>Total Expenses</b>	<b>\$1,334,751</b>	<b>\$3,364,005</b>	<b>\$5,118,965</b>	<b>\$2,234,782</b>	<b>\$2,598,686</b>	<b>\$1,180,694</b>	<b>\$1,100,403</b>	<b>\$123,477,705</b>

## Athletics Fee

- Athletics is where we see the least consistency across institutions in regard to expenses and other supporting revenues.
  - At some institutions, the student fee is more of a supplement to revenue generated through ticket sales, donations, conferences, and licensing. At the majority of the campuses, the student fee is the primary source of revenue.
  - Conference requirements, number of sports, and Title IX requirements are significant drivers of expense and vary by campus.
- In 2010, a general statute was amended to require that full athletic scholarships cover the total tuition for nonresident athletes, putting additional pressure on athletic budgets.

## 2020-21 Athletics Fee Rates

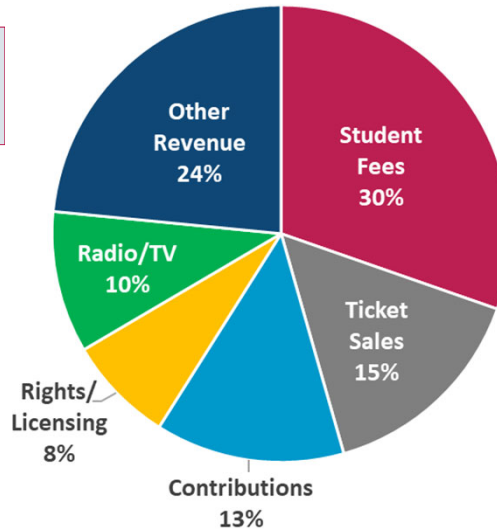


*UNCISA does not have an Athletics Fee.*

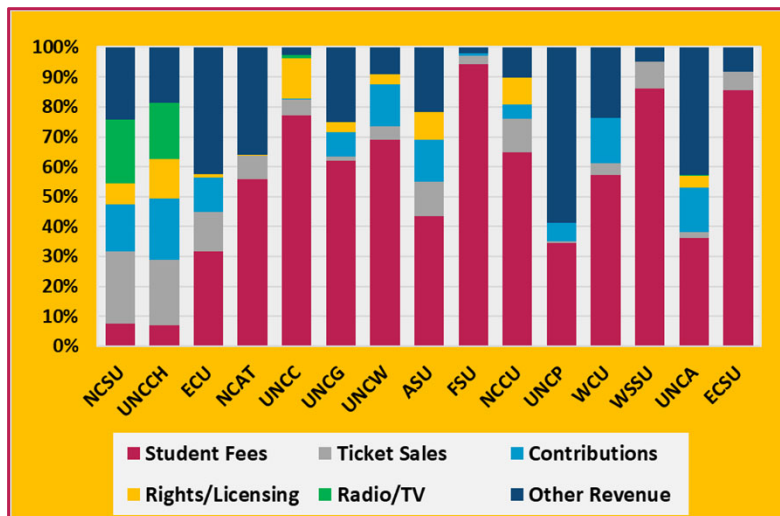


## 2018-19 Athletics Revenue

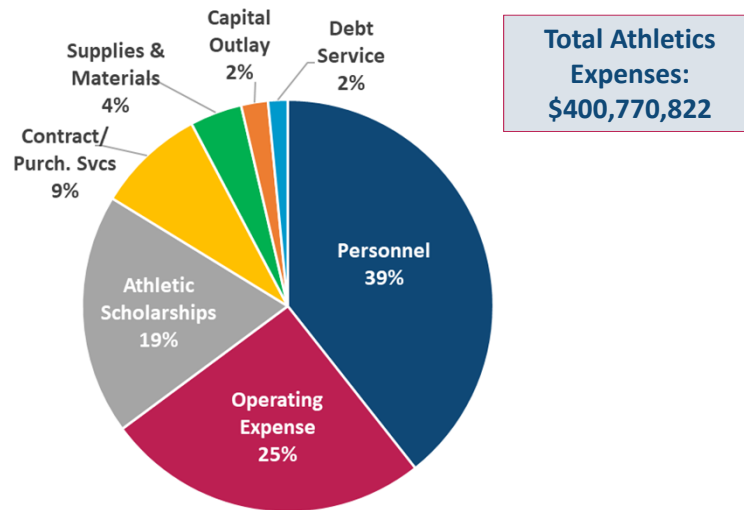
Total Athletics  
Revenue:  
\$404,899,413



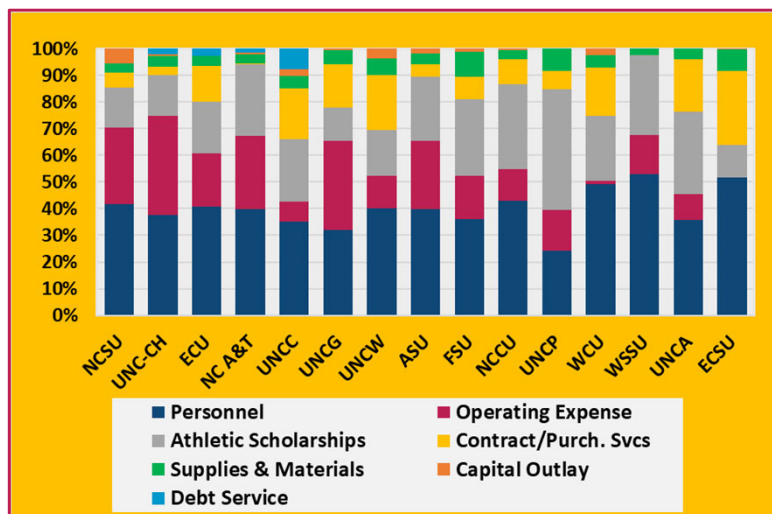
## 2018-19 Athletics Revenue



## 2018-19 Athletics Expenses



## 2018-19 Athletics Expenses



## 2018-19 Athletics Expenses

Expense Category	NC State	UNC-CH	ECU	NC A&T	UNCC	UNCG	UNCW	ASU	FSU
Personnel	\$37,684,409	\$41,709,514	\$18,321,374	\$5,968,277	\$11,187,507	\$5,961,323	\$6,325,830	\$11,577,535	\$1,385,161
Supplies and Materials	\$3,087,771	\$4,342,438	\$1,664,093	\$498,813	\$1,422,420	\$999,830	\$1,002,052	\$1,231,479	\$364,342
Contracted/Purchased Svcs	\$5,127,504	\$3,457,258	\$6,002,530	\$55,643	\$6,122,434	\$2,999,663	\$3,209,427	\$1,374,989	\$321,610
Debt Service	\$0	\$2,266,530	\$1,228,939	\$231,900	\$2,431,330	\$0	\$0	\$0	\$0
Capital Outlay	\$5,019,981	\$842,435	\$47,497	\$92,731	\$840,015	\$106,851	\$594,012	\$509,282	\$42,731
Athletic Scholarships	\$13,450,895	\$16,975,652	\$8,640,383	\$4,025,351	\$7,337,864	\$2,310,764	\$2,719,829	\$6,947,166	\$1,113,429
Other Operating Expense	\$25,753,517	\$41,215,880	\$8,884,931	\$4,153,519	\$2,376,120	\$6,247,070	\$1,965,543	\$7,523,038	\$624,801
<b>Total Expenses</b>	<b>\$90,124,077</b>	<b>\$110,809,707</b>	<b>\$44,789,747</b>	<b>\$15,026,234</b>	<b>\$31,717,691</b>	<b>\$18,625,501</b>	<b>\$15,816,694</b>	<b>\$29,163,489</b>	<b>\$3,852,074</b>

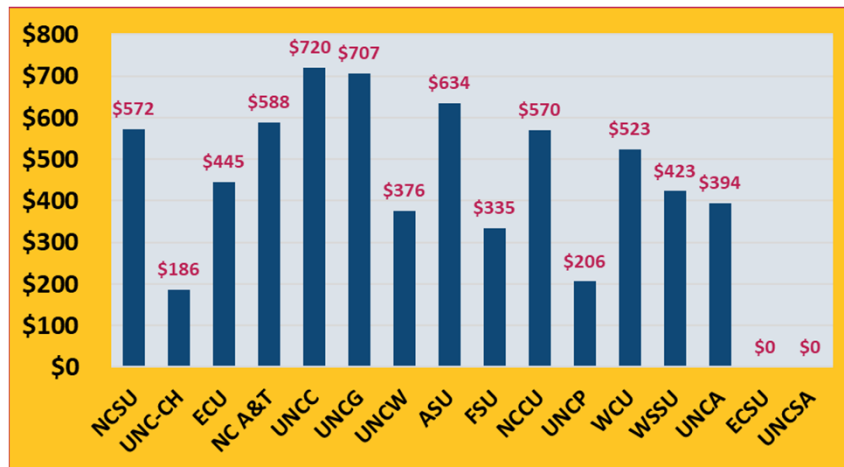
Expense Category	NCCU	UNCP	WCU	WSSU	UNCA	ECSU	UNCSA	System Total
Personnel	\$5,399,774	\$794,720	\$5,569,570	\$2,112,545	\$2,785,717	\$971,908	\$0	\$157,755,164
Supplies and Materials	\$404,170	\$278,177	\$556,525	\$94,175	\$310,176	\$152,462	\$0	\$16,408,923
Contracted/Purchased Svcs	\$1,183,535	\$215,048	\$2,013,174	\$0	\$1,525,106	\$520,425	\$0	\$34,128,346
Debt Service	\$0	\$0	\$0	\$0	\$0	\$0	\$0	\$6,158,699
Capital Outlay	\$82,881	\$0	\$267,396	\$0	\$0	\$6,200	\$0	\$8,452,012
Athletic Scholarships	\$4,045,347	\$1,481,693	\$2,775,339	\$1,201,164	\$2,407,661	\$232,664	\$0	\$75,665,202
Other Operating Expense	\$1,505,383	\$494,980	\$129,859	\$585,259	\$742,576	\$0	\$0	\$102,202,476
<b>Total Expenses</b>	<b>\$12,621,090</b>	<b>\$3,264,618</b>	<b>\$11,311,863</b>	<b>\$3,993,143</b>	<b>\$7,771,236</b>	<b>\$1,883,659</b>	<b>\$0</b>	<b>\$400,770,822</b>

*UNCSA does not have an Athletics Fee.*

## Debt Service Fee

- **Debt service fee revenue supports:**
  - **Cost of principal and interest for self-liquidating capital projects approved by the Board of Governors and the General Assembly**
- **Approval process for self- liquidating projects:**
  - **Authorization of the project by the Board of Governors**
  - **Self-liquidating bill approved by legislature**
  - **Approval of the debt issuance by the Board of Governors**
- **Debt service fees are designed to be time limited and to be eliminated once the debt is retired.**

## 2020-21 Debt Service Fee Rates



## 2020-21 Debt Service Fee-Supported Projects

*Debt service fees support the cost of principal and interest for self-liquidating capital projects approved by the Board and the General Assembly.*

ASU	Amount
Athletic Facilities	\$245.00
Student Recreation Center	90.00
Student Dining Facility	85.00
Student Union Addition	81.00
Leadership Annex	35.00
Infrastructure Improvements	14.00
Sanford Hall	84.00
<b>Total</b>	<b>\$634.00</b>
ECU	Amount
Athletic Facilities	\$ 70.00
Student Union Centers	375.00
<b>Total</b>	<b>\$445.00</b>

## 2020-21 Debt Service Fee-Supported Projects (cont.)

<b>ECSU (no debt service fees)</b>	
<b>FSU</b>	<b>Amount</b>
Student Center Renovations	\$335.00
<b>Total</b>	<b>\$335.00</b>
<b>NCA&amp;T</b>	<b>Amount</b>
Stadium	\$ 53.00
Student Health Center	85.00
Student Union	450.00
<b>Total</b>	<b>\$588.00</b>
<b>NCCU</b>	<b>Amount</b>
Walker Complex	\$120.00
Infrastructure Fee	100.00
New Student Center	350.00
<b>Total</b>	<b>\$570.00</b>

## 2020-21 Debt Service Fee-Supported Projects (cont.)

<b>NC State</b>	<b>Amount</b>
Derr Complex Facility (athletic facilities)	\$ 96.00
Thompson Theater Building	38.00
Student Health Services Ctr Expansion	35.00
Carmichael Complex	23.00
Student Center Expansion	260.00
Carmichael Complex - Expansion	27.50
Carmichael Complex - Addition and Renovation	92.50
<b>Total</b>	<b>\$572.00</b>
<b>UNCA</b>	<b>Amount</b>
Safety and Health Facility Expansion	\$ 90.00
Student Rec Center/Track Facility	27.00
Highsmith Renovations	277.00
<b>Total</b>	<b>\$394.00</b>

## 2020-21 Debt Service Fee-Supported Projects (cont.)

UNC-CH	Amount
Rams Head Recreation Center	\$ 35.00
Student Dining	92.10
Recreation Center, Union, & IM Fields	58.75
<b>Total</b>	<b>\$185.85</b>
UNCC	Amount
Health Center	\$ 25.00
Student Union	163.00
Football Stadium	120.00
Infrastructure Improvements	250.00
University Recreation Center	162.00
<b>Total</b>	<b>\$720.00</b>

## 2020-21 Debt Service Fee-Supported Projects (cont.)





UNCG	Amount
Athletic Facilities/Student Health Ctr/ Student Rec Ctr/Elliott University Ctr	\$272.00
Student Center	435.00
<b>Total</b>	<b>\$707.00</b>
UNCP	Amount
Multipurpose Center	\$30.00
Health Services Center	87.00
Campus Recreation/Baseball and Softball Outdoor Complex	89.00
<b>Total</b>	<b>\$206.00</b>
UNCW	Amount
University Union Building Expansion	\$175.00
Campus Rec Center Expansion	201.00
<b>Total</b>	<b>\$376.00</b>

## 2020-21 Debt Service Fee-Supported Projects (cont.)

UNCSA (no debt service fees)	
WCU	Amount
Athletic Facilities	\$ 96.00
University Center	24.00
Student Recreation Center	154.00
Dining Facilities	113.00
Brown Building Project	136.00
<b>Total</b>	<b>\$523.00</b>
WSSU	Amount
Civitan Park Project	\$ 91.00
North Campus Acquisitions/ Improvements	127.00
Restore the Core	139.00
Student Activities Center	66.00
<b>Total</b>	<b>\$423.00</b>

THANK YOU

QUESTIONS?

CONNECT  [www.northcarolina.edu](http://www.northcarolina.edu)  [uncsystem](https://www.facebook.com/uncsystem)  [@UNC\\_system](https://twitter.com/UNC_system)  [@UNC\\_system](https://www.instagram.com/UNC_system)