

AGENDA ITEM

3. Report on Need-Based Aid from Tuition and Tuition Bill Statements Andrea Poole

Situation: A recommendation of the Board of Governors' Working Group on Financial Aid and Tuition required UNC institutions to report annually on tuition set-aside for need-based financial aid.

Background: In October 2014, the Board of Governors received a report from the Board's Working Group on Financial Aid and Tuition. The working group's final report made several recommendations including the implementation of a limit on need-based aid funded by tuition to a 15% maximum percentage of total base tuition revenue of an institution, and a requirement that institutions report annually to the Budget and Finance Committee of the Board of Governors on tuition used for need-based aid.

The tuition bill statements were revised in 2014, at the request of the Board, to increase transparency regarding use of tuition and fees. The information required to meet the reporting requirements of the Working Group's report has been incorporated into the tuition bill statements.

This item includes both a summary sheet of aid funded from set aside tuition and institutions' tuition bill statements.

Assessment: All institutions are in compliance with the Freeze and Cap policy. Five are above 15% and are frozen, 11 are not frozen. Since implementation, four have increased the amount of need-based aid from tuition, two have decreased, and 10 have not changed.

Action: This item is for information only.

**The University of North Carolina
Budgeted Tuition Revenue Allocated to
Need-Based Financial Aid from 2011-12 to 2016-17**

Institution	2011-12	2012-13	2013-14	2014-15 Freeze and Cap Begins	2014-15 % NBA	2015-16	Δ from 2014-15 to 2015-16	2015-16 % NBA	2016-17	Δ from 2015-16 to 2016-17	2016-17 % NBA
Appalachian State University	\$ 8,431,338	\$ 10,544,443	\$ 11,895,599	\$ 11,895,599	14.4%	\$ 11,919,809	\$ 24,210	13.5%	\$ 11,919,809	\$ -	12.8%
East Carolina University	14,957,731	18,525,561	19,725,599	19,725,599	13.6%	19,725,599	-	13.1%	19,725,599	-	12.1%
Elizabeth City State University	1,379,859	1,704,690	1,861,649	1,866,687	20.1%	1,866,687	-	30.8%	1,704,690	(161,997)	29.1%
Fayetteville State University	2,284,136	2,633,936	2,956,034	2,956,034	16.9%	2,956,034	-	17.0%	2,341,934	(614,100)	12.0%
North Carolina A & T State University	5,020,710	6,612,542	7,536,243	7,536,243	12.8%	7,536,243	-	12.5%	7,536,243	-	12.2%
North Carolina Central University	4,812,569	5,473,937	6,001,776	6,001,776	15.0%	6,192,555	190,779	14.6%	6,192,555	-	15.9%
North Carolina State University	34,173,722	40,769,443	43,255,394	44,981,653	17.9%	44,981,653	-	16.4%	44,981,653	-	15.6%
UNC Asheville	2,192,705	2,479,295	2,637,233	2,637,233	14.7%	2,771,742	134,509	14.8%	2,968,376	196,634	14.2%
UNC-Chapel Hill	46,433,112	58,042,055	66,151,033	66,151,033	20.9%	66,151,033	-	20.7%	66,151,033	-	19.8%
UNC Charlotte	9,592,165	11,275,108	11,275,108	11,275,108	9.5%	11,275,108	-	8.6%	11,275,108	-	8.1%
UNC Greensboro	8,663,881	10,468,889	11,125,825	11,125,825	13.9%	11,125,825	-	13.1%	11,125,825	-	12.0%
UNC Pembroke	2,060,644	2,378,562	2,378,562	2,378,562	10.9%	2,378,562	-	10.0%	2,378,562	-	10.4%
UNC Wilmington	6,034,912	8,208,939	9,012,300	9,012,300	11.7%	9,012,300	-	10.7%	9,012,300	-	10.1%
UNC School of the Arts	1,220,484	1,446,771	1,590,023	1,626,713	10.6%	1,701,538	74,825	12.8%	1,779,653	78,115	12.7%
Western Carolina University	3,142,334	3,975,114	4,441,979	4,458,066	11.5%	4,458,066	-	10.8%	4,458,066	-	10.6%
Winston-Salem State University	2,489,824	2,710,009	3,247,030	3,247,030	15.9%	3,247,030	-	15.8%	3,247,030	-	15.6%
Total	\$ 152,890,126	\$ 187,249,294	\$ 205,091,387	\$ 206,875,461		\$ 207,299,784	\$ 424,323		\$ 206,798,436	\$ (501,348)	

Notes: %NBA= the percentage of base tuition revenue set aside for need-based aid

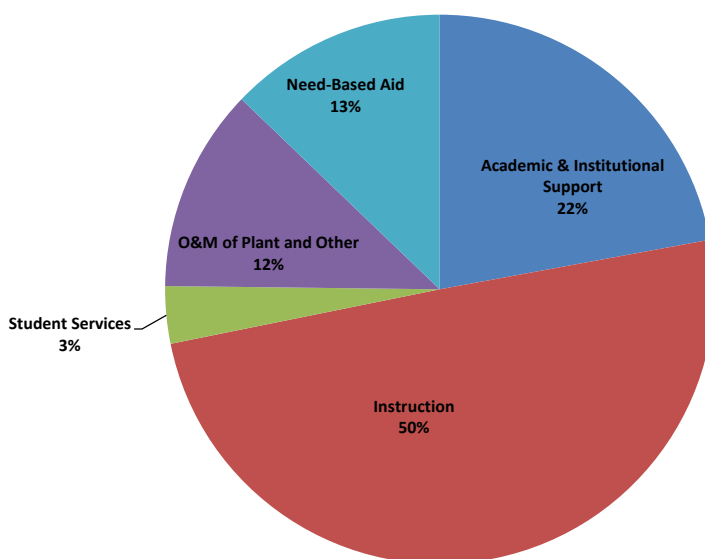
UNC-CH's 2014-15 and 2015-16 amounts have been updated.

Includes both undergraduate and graduate need-based financial aid.

The revenue amounts shown for 2010-11 & 2011-12 include the CITI approved by BOG, as well as revenue generated from the supplemental tuition increases authorized by the 2010 General Assembly. Campuses were allowed to increase tuition up to \$750 in July 2010 and the increases could be spread over two years (2010-11 & 2011-12). Five campuses opted to spread the increase over two years.

Appalachian State University

Use of Tuition



*All need-based financial aid shown above is supported solely through tuition receipts.

Academic & Institutional Support - funds academic and operational administration including university leadership and business functions such as finance, human resources, and legal services

Instruction - primarily faculty salaries and benefits, supports all aspects of the direct academic mission of the university

Need-Based Financial Aid - provides tuition-related aid to students with a demonstrated financial need

Student Services - encompasses the student-related administrative needs of the university including admissions, registrar, academic counseling, and career counseling

Operation & Maintenance (O&M) of Plant and Other Expenses - contributes to the operation and maintenance of the physical plant, utilities, and IT infrastructure

Undergraduate Tuition

Regular Term Full-Time Tuition

	Resident	Nonresident
	\$ 4,159.00	\$ 18,675.00

Annual full-time tuition rate

General Fees

Athletics	\$ 738.00	\$ 738.00	Funds intercollegiate athletics, including salaries and team operations.
Educational & Technology	\$ 546.00	\$ 546.00	Funds specialized instructional supplies and services for scientific and information technology equipment.
Health Services	\$ 294.00	\$ 294.00	Funds medical services for students, including the salaries, maintenance and operation of student health centers.
Student Activities	\$ 645.00	\$ 645.00	Funds nonacademic student services (student unions, intramural facilities, student organizations, newspapers, yearbooks, and entertainment programs).
Safety and Security Fee	\$ 30.00	\$ 30.00	Funds campus safety and security initiatives, including salaries, training, and operations.
Debt Service	\$ 579.00	\$ 579.00	Funds the principal and interest for capital projects. Examples for Appalachian State University include the Athletic Facilities, Student Center, Student Recreation Center, and Student Union Addition.

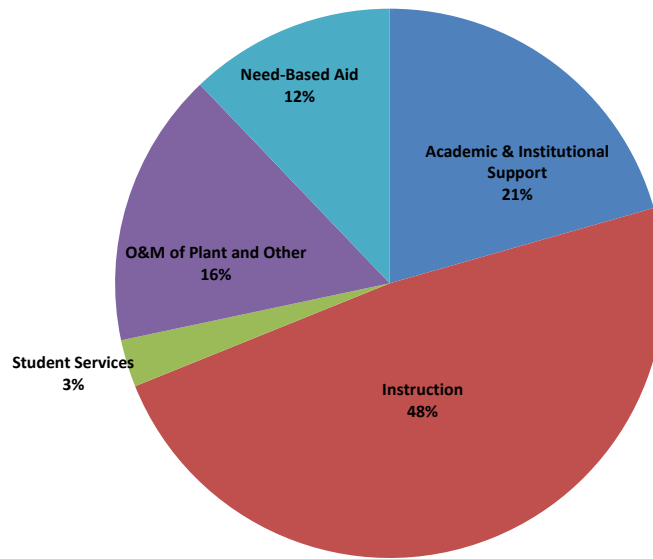
Total Fees \$ 2,832.00 \$ 2,832.00

Total Tuition and Fees \$ 6,991.00 \$ 21,507.00

In the year ended June 30, 2016, Appalachian State University received \$144 million in appropriations from the North Carolina General Assembly providing an additional \$9,156 towards the total cost of education for each resident student.

East Carolina University

Use of Tuition



*All need-based financial aid shown above is supported solely through tuition receipts.

Academic & Institutional Support - funds academic and operational administration including university leadership and business functions such as finance, human resources, and legal services

Instruction - primarily faculty salaries and benefits, supports all aspects of the direct academic mission of the university

Need-Based Financial Aid - provides tuition-related aid to students with a demonstrated financial need

Student Services - encompasses the student-related administrative needs of the university including admissions, registrar, academic counseling, and career counseling

Operation & Maintenance (O&M) of Plant and Other Expenses - contributes to the operation and maintenance of the physical plant, utilities, and IT infrastructure

Undergraduate Tuition

Regular Term Full-Time Tuition

	Resident	Nonresident
	\$ 4,365.00	\$ 20,323.00

Annual full-time tuition rate

General Fees

Athletics	\$ 696.00	\$ 696.00	Funds intercollegiate athletics, including salaries and team operations.
Educational & Technology	\$ 382.00	\$ 382.00	Funds specialized instructional supplies and services for scientific and information technology equipment.
Health Services	\$ 255.00	\$ 255.00	Funds medical services for students, including the salaries, maintenance and operation of student health centers.
Student Activities	\$ 599.00	\$ 599.00	Funds nonacademic student services (student unions, intramural facilities, student organizations, newspapers, yearbooks, and entertainment programs).
Safety and Security Fee	\$ 30.00	\$ 30.00	Funds campus safety and security initiatives, including salaries, training, and operations.
Debt Service	\$ 460.00	\$ 460.00	Funds the principal and interest for capital projects. Examples for East Carolina University include Student Centers, Athletic Facilities, and Campus Recreation Center. Authorized at \$510 for 2016-17, however, only charging \$460.

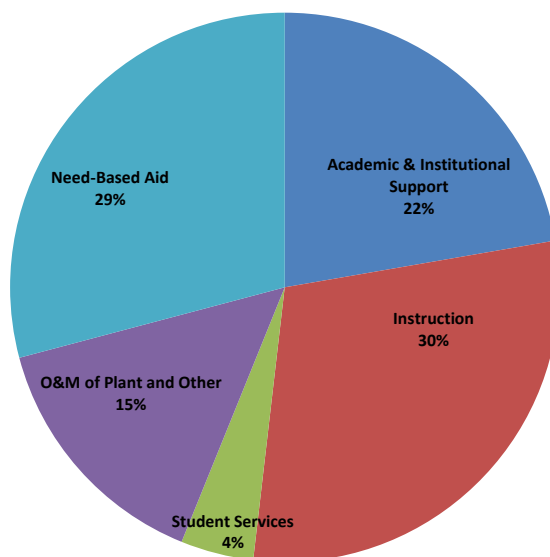
Total Fees \$ 2,422.00 \$ 2,422.00

Total Tuition and Fees \$ 6,787.00 \$ 22,745.00

In the year ended June 30, 2016, East Carolina University received \$300 million in appropriations from the North Carolina General Assembly providing an additional \$13,544 towards the total cost of education for each resident student.

Elizabeth City State University

Use of Tuition



*All need-based financial aid shown above is supported solely through tuition receipts.

Academic & Institutional Support - funds academic and operational administration including university leadership and business functions such as finance, human resources, and legal services

Instruction - primarily faculty salaries and benefits, supports all aspects of the direct academic mission of the university

Need-Based Financial Aid - provides tuition-related aid to students with a demonstrated financial need

Student Services - encompasses the student-related administrative needs of the university including admissions, registrar, academic counseling, and career counseling

Operation & Maintenance (O&M) of Plant and Other Expenses - contributes to the operation and maintenance of the physical plant, utilities, and IT infrastructure

Undergraduate Tuition

Regular Term Full-Time Tuition

Resident	Nonresident
\$ 2,960.94	\$ 15,932.12

Annual full-time tuition rate

General Fees

Athletics	\$ 703.77	\$ 703.77	Funds intercollegiate athletics, including salaries and team operations.
Educational & Technology	\$ 309.31	\$ 309.31	Funds specialized instructional supplies and services for scientific and information technology equipment.
Health Services	\$ 250.27	\$ 250.27	Funds medical services for students, including the salaries, maintenance and operation of student health centers.
Student Activities	\$ 633.79	\$ 633.79	Funds nonacademic student services (student unions, intramural facilities, student organizations, newspapers, yearbooks, and entertainment programs).
Safety and Security Fee	\$ 30.00	\$ 30.00	Funds campus safety and security initiatives, including salaries, training, and operations.
Debt Service	\$ -	\$ -	Elizabeth City State University does not charge fees for debt service.

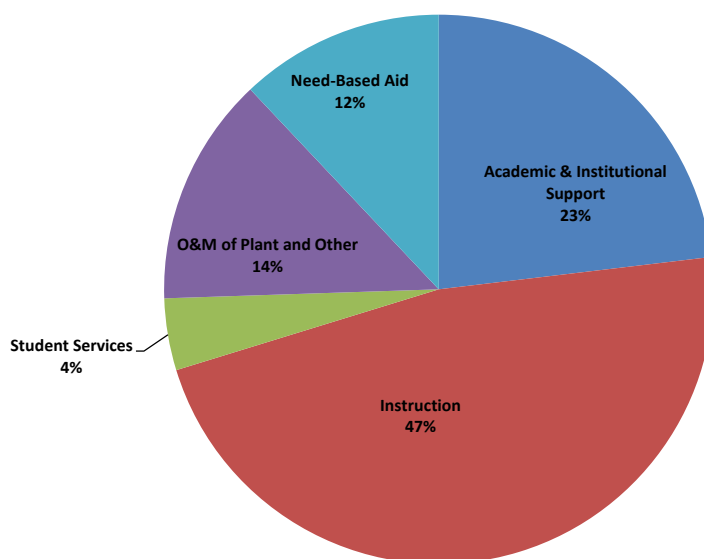
Total Fees \$ 1,927.14 \$ 1,927.14

Total Tuition and Fees \$ 4,888.08 \$ 17,859.26

In the year ended June 30, 2016, Elizabeth City State University received \$34 million in appropriations from the North Carolina General Assembly providing an additional \$24,381 towards the total cost of education for each resident student.

Fayetteville State University

Use of Tuition



*All need-based financial aid shown above is supported solely through tuition receipts.

Academic & Institutional Support - funds academic and operational administration including university leadership and business functions such as finance, human resources, and legal services

Instruction - primarily faculty salaries and benefits, supports all aspects of the direct academic mission of the university

Need-Based Financial Aid - provides tuition-related aid to students with a demonstrated financial need

Student Services - encompasses the student-related administrative needs of the university including admissions, registrar, academic counseling, and career counseling

Operation & Maintenance (O&M) of Plant and Other Expenses - contributes to the operation and maintenance of the physical plant, utilities, and IT infrastructure

Undergraduate Tuition

Regular Term Full-Time Tuition

Resident	Nonresident
\$ 2,922.76	\$ 14,531.00

Annual full-time tuition rate

General Fees

Athletics	\$ 668.00	\$ 668.00	Funds intercollegiate athletics, including salaries and team operations.
Educational & Technology	\$ 360.00	\$ 360.00	Funds specialized instructional supplies and services for scientific and information technology equipment.
Health Services	\$ 201.00	\$ 201.00	Funds medical services for students, including the salaries, maintenance and operation of student health centers.
Student Activities	\$ 543.00	\$ 543.00	Funds nonacademic student services (student unions, intramural facilities, student organizations, newspapers, yearbooks, and entertainment programs).
Safety and Security Fee	\$ 30.00	\$ 30.00	Funds campus safety and security initiatives, including salaries, training, and operations.
Debt Service	\$ 335.00	\$ 335.00	Funds the principal and interest for capital projects. Examples for Fayetteville State University include Student Center Renovations.

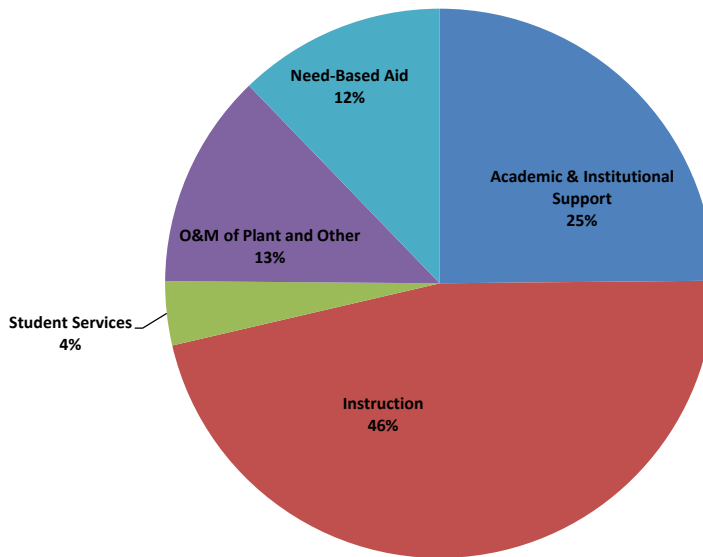
Total Fees \$ 2,137.00 \$ 2,137.00

Total Tuition and Fees \$ 5,059.76 \$ 16,668.00

In the year ended June 30, 2016, Fayetteville State University received \$52 million in appropriations from the North Carolina General Assembly providing an additional \$10,160 towards the total cost of education for each resident student.

North Carolina A&T State University

Use of Tuition



*All need-based financial aid shown above is supported solely through tuition receipts.

Academic & Institutional Support - funds academic and operational administration including university leadership and business functions such as finance, human resources, and legal services

Instruction - primarily faculty salaries and benefits, supports all aspects of the direct academic mission of the university

Need-Based Financial Aid - provides tuition-related aid to students with a demonstrated financial need

Student Services - encompasses the student-related administrative needs of the university including admissions, registrar, academic counseling, and career counseling

Operation & Maintenance (O&M) of Plant and Other Expenses - contributes to the operation and maintenance of the physical plant, utilities, and IT infrastructure

Undergraduate Tuition

Regular Term Full-Time Tuition

Resident	Nonresident
\$ 3,470.00	\$ 16,230.00

Annual full-time tuition rate

General Fees

Athletics	\$ 808.00	\$ 808.00	Funds intercollegiate athletics, including salaries and team operations.
Educational & Technology	\$ 405.17	\$ 405.17	Funds specialized instructional supplies and services for scientific and information technology equipment.
Health Services	\$ 333.50	\$ 333.50	Funds medical services for students, including the salaries, maintenance and operation of student health centers.
Student Activities	\$ 630.50	\$ 630.50	Funds nonacademic student services (student unions, intramural facilities, student organizations, newspapers, yearbooks, and entertainment programs).
Safety and Security Fee	\$ 30.00	\$ 30.00	Funds campus safety and security initiatives, including salaries, training, and operations.
Debt Service	\$ 588.00	\$ 588.00	Funds the principal and interest for capital projects. Examples for North Carolina A&T State University include the Student Health Center, Student Union, and Stadium.

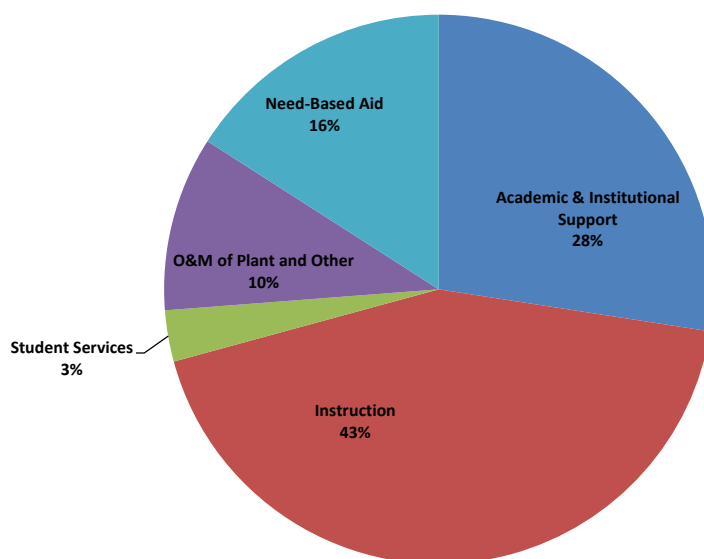
Total Fees \$ 2,795.17 \$ 2,795.17

Total Tuition and Fees \$ 6,265.17 \$ 19,025.17

In the year ended June 30, 2016, North Carolina A&T State University received \$102 million in appropriations from the North Carolina General Assembly providing an additional \$12,734 towards the total cost of education for each resident student.

North Carolina Central University

Use of Tuition



*All need-based financial aid shown above is supported solely through tuition receipts.

Academic & Institutional Support - funds academic and operational administration including university leadership and business functions such as finance, human resources, and legal services

Instruction - primarily faculty salaries and benefits, supports all aspects of the direct academic mission of the university

Need-Based Financial Aid - provides tuition-related aid to students with a demonstrated financial need

Student Services - encompasses the student-related administrative needs of the university including admissions, registrar, academic counseling, and career counseling

Operation & Maintenance (O&M) of Plant and Other Expenses - contributes to the operation and maintenance of the physical plant, utilities, and IT infrastructure

Undergraduate Tuition

Regular Term Full-Time Tuition

	Resident	Nonresident
	\$ 3,655.00	\$ 16,113.00

Annual full-time tuition rate

General Fees

Athletics	\$ 748.88	\$ 748.88	Funds intercollegiate athletics, including salaries and team operations.
Educational & Technology	\$ 428.15	\$ 428.15	Funds specialized instructional supplies and services for scientific and information technology equipment.
Health Services	\$ 242.66	\$ 242.66	Funds medical services for students, including the salaries, maintenance and operation of student health centers.
Student Activities	\$ 476.40	\$ 476.40	Funds nonacademic student services (student unions, intramural facilities, student organizations, newspapers, yearbooks, and entertainment programs).
Safety and Security Fee	\$ 30.00	\$ 30.00	Funds campus safety and security initiatives, including salaries, training, and operations.
Debt Service	\$ 470.00	\$ 470.00	Funds the principal and interest for capital projects. Examples for North Carolina Central University include the Walker Complex, and Student Center.

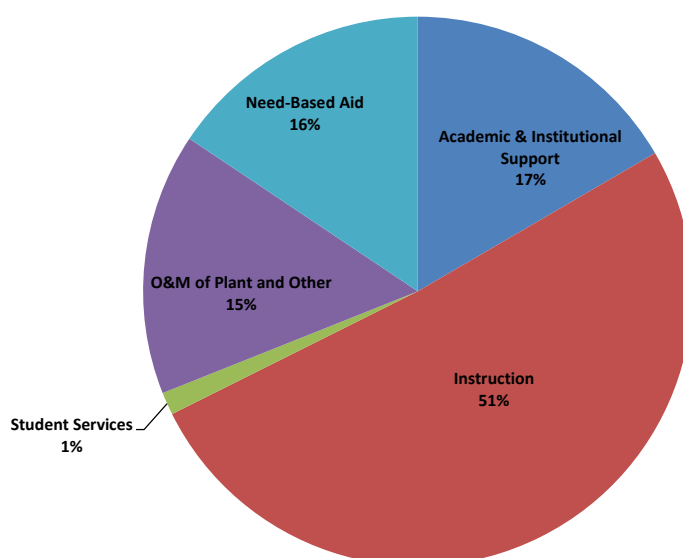
Total Fees \$ 2,396.09 \$ 2,396.09

Total Tuition and Fees \$ 6,051.09 \$ 18,509.09

In the year ended June 30, 2016, North Carolina Central University received \$86 million in appropriations from the North Carolina General Assembly providing an additional \$12,988 towards the total cost of education for each resident student.

North Carolina State University

Use of Tuition



*All need-based financial aid shown above is supported solely through tuition receipts.

Academic & Institutional Support - funds academic and operational administration including university leadership and business functions such as finance, human resources, and legal services

Instruction - primarily faculty salaries and benefits, supports all aspects of the direct academic mission of the university

Need-Based Financial Aid - provides tuition-related aid to students with a demonstrated financial need

Student Services - encompasses the student-related administrative needs of the university including admissions, registrar, academic counseling, and career counseling

Operation & Maintenance (O&M) of Plant and Other Expenses - contributes to the operation and maintenance of the physical plant, utilities, and IT infrastructure

Undergraduate Tuition

Regular Term Full-Time Tuition

Resident	Nonresident
\$ 6,407.00	\$ 23,926.00

Annual full-time tuition rate

General Fees

Athletics	\$ 232.00	\$ 232.00	Funds intercollegiate athletics, including salaries and team operations.
Educational & Technology	\$ 439.28	\$ 439.28	Funds specialized instructional supplies and services for scientific and information technology equipment.
Health Services	\$ 372.00	\$ 372.00	Funds medical services for students, including the salaries, maintenance and operation of student health centers.
Student Activities	\$ 646.18	\$ 646.18	Funds nonacademic student services (student unions, intramural facilities, student organizations, newspapers, yearbooks, and entertainment programs).
Safety and Security Fee	\$ 30.00	\$ 30.00	Funds campus safety and security initiatives, including salaries, training, and operations.
Debt Service	\$ 572.00	\$ 572.00	Funds the principal and interest for capital projects. Examples for North Carolina State University include the Carmichael Complex, Derr Complex, Student Center, and Thompson Theater Building.

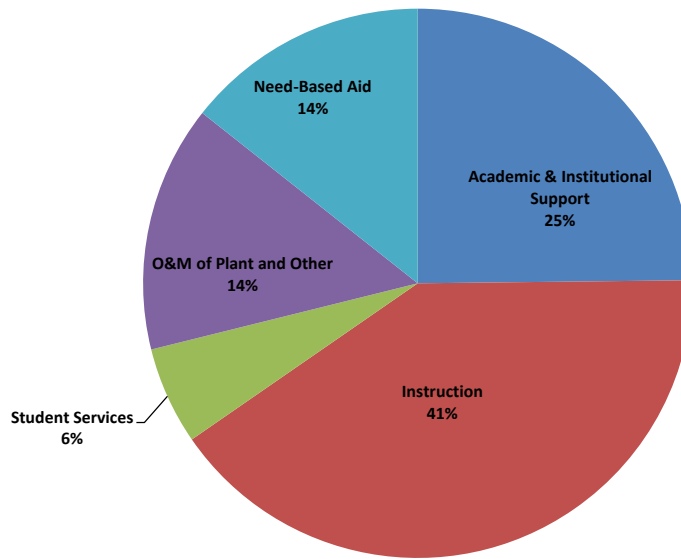
Total Fees \$ 2,291.46 \$ 2,291.46

Total Tuition and Fees \$ 8,698.46 \$ 26,217.46

In the year ended June 30, 2016, North Carolina State University received \$424 million in appropriations from the North Carolina General Assembly providing an additional \$18,050 towards the total cost of education for each resident student.

UNC Asheville

Use of Tuition



*All need-based financial aid shown above is supported solely through tuition receipts.

Academic & Institutional Support - funds academic and operational administration including university leadership and business functions such as finance, human resources, and legal services

Instruction - primarily faculty salaries and benefits, supports all aspects of the direct academic mission of the university

Need-Based Financial Aid - provides tuition-related aid to students with a demonstrated financial need

Student Services - encompasses the student-related administrative needs of the university including admissions, registrar, academic counseling, and career counseling

Operation & Maintenance (O&M) of Plant and Other Expenses - contributes to the operation and maintenance of the physical plant, utilities, and IT infrastructure

Undergraduate Tuition

Regular Term Full-Time Tuition

	Resident	Nonresident
	\$ 4,041.00	\$ 20,436.00

Annual full-time tuition rate

General Fees

Athletics	\$ 806.00	\$ 806.00	Funds intercollegiate athletics, including salaries and team operations.
Educational & Technology	\$ 473.00	\$ 473.00	Funds specialized instructional supplies and services for scientific and information technology equipment.
Health Services	\$ 356.00	\$ 356.00	Funds medical services for students, including the salaries, maintenance and operation of student health centers.
Student Activities	\$ 742.00	\$ 742.00	Funds nonacademic student services (student unions, intramural facilities, student organizations, newspapers, yearbooks, and entertainment programs).
Safety and Security Fee	\$ 30.00	\$ 30.00	Funds campus safety and security initiatives, including salaries, training, and operations.
Debt Service	\$ 394.00	\$ 394.00	Funds the principal and interest for capital projects. Examples for UNC Asheville include the Safety & Health Facility, Student Center, Student Rec Center & Track Facility, and Highsmith Renovation.

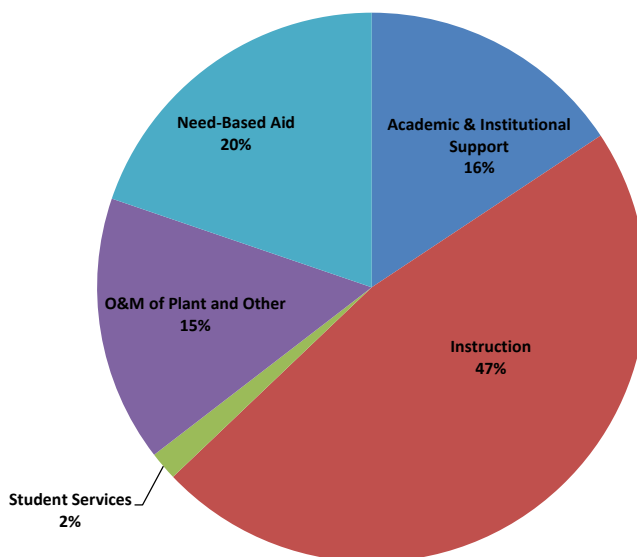
Total Fees **\$ 2,801.00** **\$ 2,801.00**

Total Tuition and Fees **\$ 6,842.00** **\$ 23,237.00**

In the year ended June 30, 2016, UNC Asheville received \$41 million in appropriations from the North Carolina General Assembly providing an additional \$13,077 towards the total cost of education for each resident student.

UNC-Chapel Hill

Use of Tuition



*All need-based financial aid shown above is supported solely through tuition receipts.

Academic & Institutional Support - funds academic and operational administration including university leadership and business functions such as finance, human resources, and legal services

Instruction - primarily faculty salaries and benefits, supports all aspects of the direct academic mission of the university

Need-Based Financial Aid - provides tuition-related aid to students with a demonstrated financial need

Student Services - encompasses the student-related administrative needs of the university including admissions, registrar, academic counseling, and career counseling

Operation & Maintenance (O&M) of Plant and Other Expenses - contributes to the operation and maintenance of the physical plant, utilities, and IT infrastructure

Undergraduate Tuition

Regular Term Full-Time Tuition

Resident	Nonresident
\$ 6,881.00	\$ 31,963.00

Annual full-time tuition rate

General Fees

Athletics	\$ 279.00	\$ 279.00	Funds intercollegiate athletics, including salaries and team operations.
Educational & Technology	\$ 444.86	\$ 444.86	Funds specialized instructional supplies and services for scientific and information technology equipment.
Health Services	\$ 370.00	\$ 370.00	Funds medical services for students, including the salaries, maintenance and operation of student health centers.
Student Activities	\$ 375.45	\$ 375.45	Funds nonacademic student services (student unions, intramural facilities, student organizations, newspapers, yearbooks, and entertainment programs).
Safety and Security Fee	\$ 30.00	\$ 30.00	Funds campus safety and security initiatives, including salaries, training, and operations.
Debt Service	\$ 185.85	\$ 185.85	Funds the principal and interest for capital projects. Examples for UNC-Chapel Hill include the Rams Head Rec Center, Student Dining, Student Union, and IM Fields.

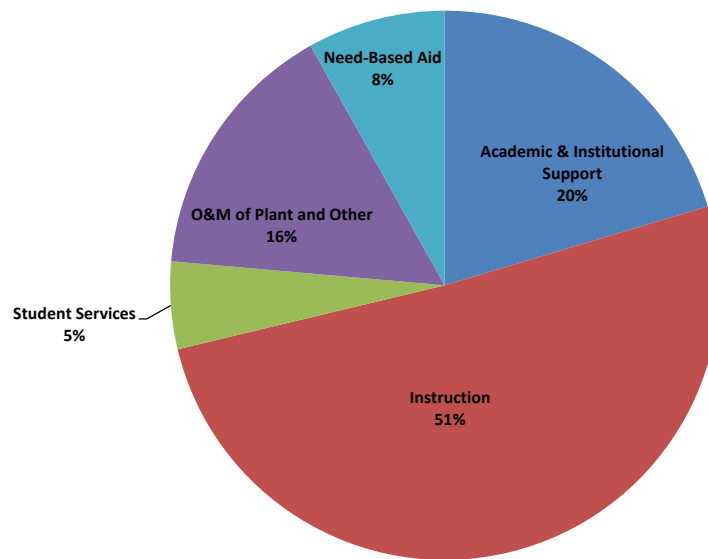
Total Fees \$ 1,685.16 \$ 1,685.16

Total Tuition and Fees \$ 8,566.16 \$ 33,648.16

In the year ended June 30, 2016, UNC-Chapel Hill received \$454 million in appropriations from the North Carolina General Assembly providing an additional \$22,948 towards the total cost of education for each resident student.

UNC Charlotte

Use of Tuition



*All need-based financial aid shown above is supported solely through tuition receipts.

Academic & Institutional Support - funds academic and operational administration including university leadership and business functions such as finance, human resources, and legal services

Instruction - primarily faculty salaries and benefits, supports all aspects of the direct academic mission of the university

Need-Based Financial Aid - provides tuition-related aid to students with a demonstrated financial need

Student Services - encompasses the student-related administrative needs of the university including admissions, registrar, academic counseling, and career counseling

Operation & Maintenance (O&M) of Plant and Other Expenses - contributes to the operation and maintenance of the physical plant, utilities, and IT infrastructure

Undergraduate Tuition

Regular Term Full-Time Tuition

	Resident	Nonresident
	\$ 3,737.00	\$ 16,908.00

Annual full-time tuition rate

General Fees

Athletics	\$ 802.00	\$ 802.00	Funds intercollegiate athletics, including salaries and team operations.
Educational & Technology	\$ 552.00	\$ 552.00	Funds specialized instructional supplies and services for scientific and information technology equipment.
Health Services	\$ 229.00	\$ 229.00	Funds medical services for students, including the salaries, maintenance and operation of student health centers.
Student Activities	\$ 592.00	\$ 592.00	Funds nonacademic student services (student unions, intramural facilities, student organizations, newspapers, yearbooks, and entertainment programs).
Safety and Security Fee	\$ 30.00	\$ 30.00	Funds campus safety and security initiatives, including salaries, training, and operations.
Debt Service	\$ 685.00	\$ 685.00	Funds the principal and interest for capital projects. Examples for UNC Charlotte include the Student Union, Football Stadium, Health Center, and Student Activity Facility.

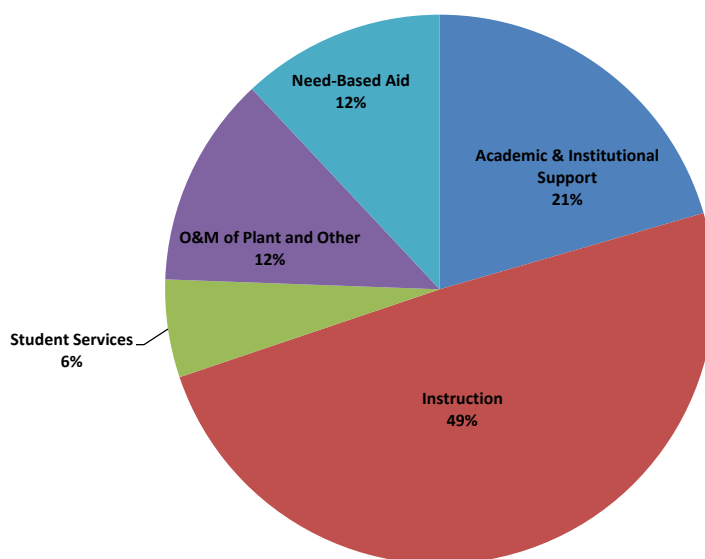
Total Fees \$ 2,890.00 \$ 2,890.00

Total Tuition and Fees \$ 6,627.00 \$ 19,798.00

In the year ended June 30, 2016, UNC Charlotte received \$237 million in appropriations from the North Carolina General Assembly providing an additional \$10,642 towards the total cost of education for each resident student.

UNC Greensboro

Use of Tuition



*All need-based financial aid shown above is supported solely through tuition receipts.

Academic & Institutional Support - funds academic and operational administration including university leadership and business functions such as finance, human resources, and legal services

Instruction - primarily faculty salaries and benefits, supports all aspects of the direct academic mission of the university

Need-Based Financial Aid - provides tuition-related aid to students with a demonstrated financial need

Student Services - encompasses the student-related administrative needs of the university including admissions, registrar, academic counseling, and career counseling

Operation & Maintenance (O&M) of Plant and Other Expenses - contributes to the operation and maintenance of the physical plant, utilities, and IT infrastructure

Undergraduate Tuition

Regular Term Full-Time Tuition

Resident	Nonresident
\$ 4,335.00	\$ 19,197.00

Annual full-time tuition rate

General Fees

Athletics	\$ 717.00	\$ 717.00	Funds intercollegiate athletics, including salaries and team operations.
Educational & Technology	\$ 420.00	\$ 420.00	Funds specialized instructional supplies and services for scientific and information technology equipment.
Health Services	\$ 284.00	\$ 284.00	Funds medical services for students, including the salaries, maintenance and operation of student health centers.
Student Activities	\$ 477.00	\$ 477.00	Funds nonacademic student services (student unions, intramural facilities, student organizations, newspapers, yearbooks, and entertainment programs).
Safety and Security Fee	\$ 30.00	\$ 30.00	Funds campus safety and security initiatives, including salaries, training, and operations.
Debt Service	\$ 707.00	\$ 707.00	Funds the principal and interest for capital projects. Examples for UNC Greensboro include Athletic Facilities, Gove Health Center, Student Rec Center, and Student Center.

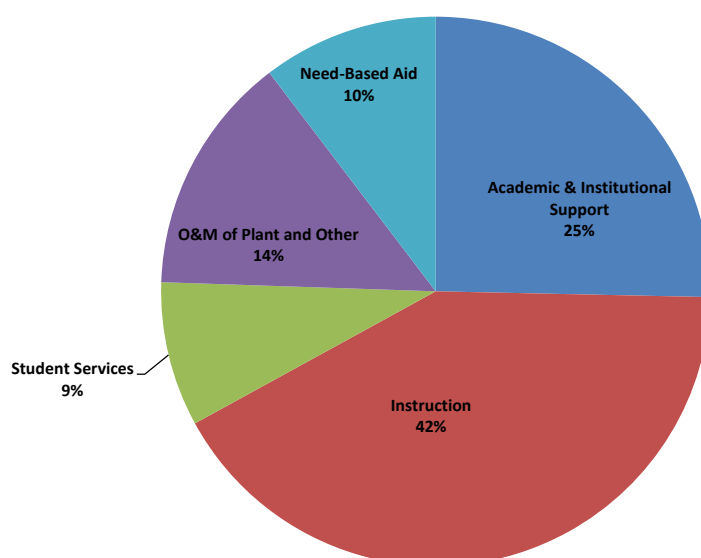
Total Fees \$ 2,635.00 \$ 2,635.00

Total Tuition and Fees \$ 6,970.00 \$ 21,832.00

In the year ended June 30, 2016, UNC Greensboro received \$164 million in appropriations from the North Carolina General Assembly providing an additional \$10,480 towards the total cost of education for each resident student.

UNC Pembroke

Use of Tuition



*All need-based financial aid shown above is supported solely through tuition receipts.

Academic & Institutional Support - funds academic and operational administration including university leadership and business functions such as finance, human resources, and legal services

Instruction - primarily faculty salaries and benefits, supports all aspects of the direct academic mission of the university

Need-Based Financial Aid - provides tuition-related aid to students with a demonstrated financial need

Student Services - encompasses the student-related administrative needs of the university including admissions, registrar, academic counseling, and career counseling

Operation & Maintenance (O&M) of Plant and Other Expenses - contributes to the operation and maintenance of the physical plant, utilities, and IT infrastructure

Undergraduate Tuition

Regular Term Full-Time Tuition

Resident	Nonresident
\$ 3,531.00	\$ 14,475.00

Annual full-time tuition rate

General Fees

Athletics	\$ 705.00	\$ 705.00	Funds intercollegiate athletics, including salaries and team operations.
Educational & Technology	\$ 402.77	\$ 402.77	Funds specialized instructional supplies and services for scientific and information technology equipment.
Health Services	\$ 170.00	\$ 170.00	Funds medical services for students, including the salaries, maintenance and operation of student health centers.
Student Activities	\$ 649.40	\$ 649.40	Funds nonacademic student services (student unions, intramural facilities, student organizations, newspapers, yearbooks, and entertainment programs).
Safety and Security Fee	\$ 30.00	\$ 30.00	Funds campus safety and security initiatives, including salaries, training, and operations.
Debt Service	\$ 247.00	\$ 247.00	Funds the principal and interest for capital projects. Examples for UNC Pembroke include the Track & Soccer Complex, Multipurpose Center, Health Services Building, and University Center Addition.

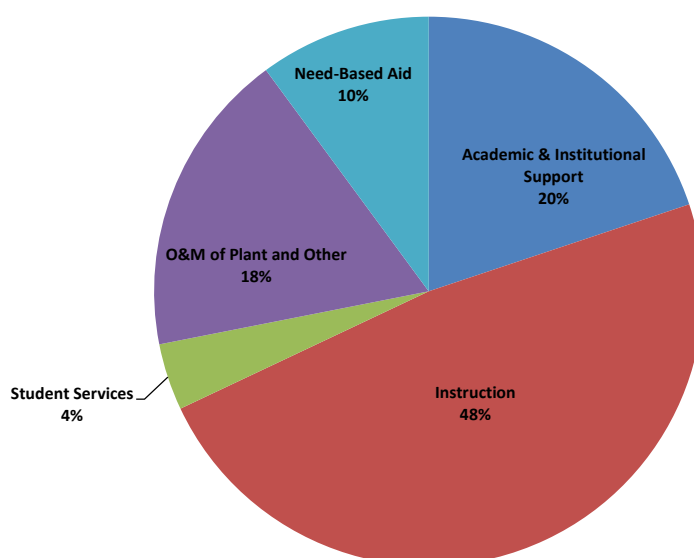
Total Fees \$ 2,204.17 \$ 2,204.17

Total Tuition and Fees \$ 5,735.17 \$ 16,679.17

In the year ended June 30, 2016, UNC Pembroke received \$59 million in appropriations from the North Carolina General Assembly providing an additional \$10,702 towards the total cost of education for each resident student.

UNC Wilmington

Use of Tuition



*All need-based financial aid shown above is supported solely through tuition receipts.

Academic & Institutional Support - funds academic and operational administration including university leadership and business functions such as finance, human resources, and legal services

Instruction - primarily faculty salaries and benefits, supports all aspects of the direct academic mission of the university

Need-Based Financial Aid - provides tuition-related aid to students with a demonstrated financial need

Student Services - encompasses the student-related administrative needs of the university including admissions, registrar, academic counseling, and career counseling

Operation & Maintenance (O&M) of Plant and Other Expenses - contributes to the operation and maintenance of the physical plant, utilities, and IT infrastructure

Undergraduate Tuition

Regular Term Full-Time Tuition

	Resident	Nonresident
	\$ 4,355.50	\$ 18,324.51

Annual full-time tuition rate

General Fees

Athletics	\$ 724.55	\$ 724.55	Funds intercollegiate athletics, including salaries and team operations.
Educational & Technology	\$ 492.96	\$ 492.96	Funds specialized instructional supplies and services for scientific and information technology equipment.
Health Services	\$ 190.50	\$ 190.50	Funds medical services for students, including the salaries, maintenance and operation of student health centers.
Student Activities	\$ 685.15	\$ 685.15	Funds nonacademic student services (student unions, intramural facilities, student organizations, newspapers, yearbooks, and entertainment programs).
Safety and Security Fee	\$ 30.00	\$ 30.00	Funds campus safety and security initiatives, including salaries, training, and operations.
Debt Service	\$ 381.00	\$ 381.00	Funds the principal and interest for capital projects. Examples for UNC Wilmington include the Campus Recreation Center, Student Support Building, and Student Union.

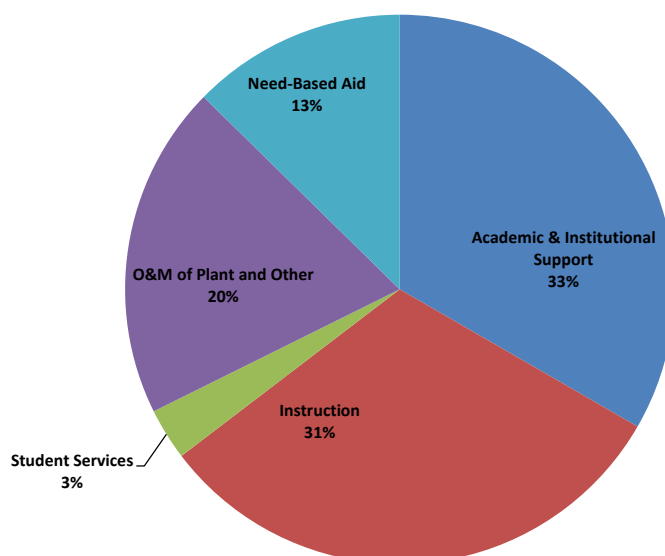
Total Fees \$ 2,504.16 \$ 2,504.16

Total Tuition and Fees \$ 6,859.66 \$ 20,828.67

In the year ended June 30, 2016, UNC Wilmington received \$120 million in appropriations from the North Carolina General Assembly providing an additional \$10,041 towards the total cost of education for each resident student.

UNC School of the Arts

Use of Tuition



*All need-based financial aid shown above is supported solely through tuition receipts.

Academic & Institutional Support - funds academic and operational administration including university leadership and business functions such as finance, human resources, and legal services

Instruction - primarily faculty salaries and benefits, supports all aspects of the direct academic mission of the university

Need-Based Financial Aid - provides tuition-related aid to students with a demonstrated financial need

Student Services - encompasses the student-related administrative needs of the university including admissions, registrar, academic counseling, and career counseling

Operation & Maintenance (O&M) of Plant and Other Expenses - contributes to the operation and maintenance of the physical plant, utilities, and IT infrastructure

Undergraduate Tuition

Regular Term Full-Time Tuition

Resident	Nonresident
\$ 6,370.00	\$ 21,840.00

Annual full-time tuition rate

General Fees

Athletics	\$ -	\$ -	UNC School of the Arts does not charge fees for athletics
Educational & Technology	\$ 665.00	\$ 665.00	Funds specialized instructional supplies and services for scientific and information technology equipment.
Health Services	\$ 857.00	\$ 857.00	Funds medical services for students, including the salaries, maintenance and operation of student health centers.
Student Activities	\$ 733.00	\$ 733.00	Funds nonacademic student services (student unions, intramural facilities, student organizations, newspapers, yearbooks, and entertainment programs).
Safety and Security Fee	\$ 30.00	\$ 30.00	Funds campus safety and security initiatives, including salaries, training, and operations.
Debt Service	\$ -	\$ -	UNC School of the Arts does not charge fees for debt service.

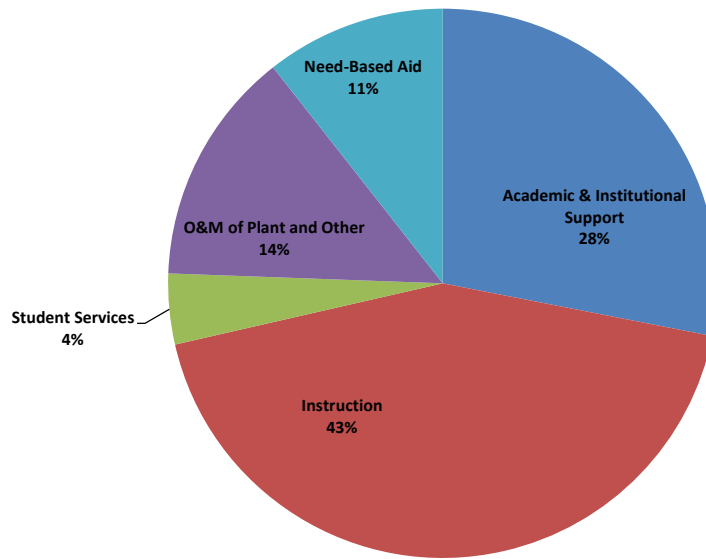
Total Fees \$ 2,285.00 \$ 2,285.00

Total Tuition and Fees \$ 8,655.00 \$ 24,125.00

In the year ended June 30, 2016, UNC School of the Arts received \$30 million in appropriations from the North Carolina General Assembly providing an additional \$45,470 towards the total cost of education for each resident student.

Western Carolina University

Use of Tuition



*All need-based financial aid shown above is supported solely through tuition receipts.

Academic & Institutional Support - funds academic and operational administration including university leadership and business functions such as finance, human resources, and legal services

Instruction - primarily faculty salaries and benefits, supports all aspects of the direct academic mission of the university

Need-Based Financial Aid - provides tuition-related aid to students with a demonstrated financial need

Student Services - encompasses the student-related administrative needs of the university including admissions, registrar, academic counseling, and career counseling

Operation & Maintenance (O&M) of Plant and Other Expenses - contributes to the operation and maintenance of the physical plant, utilities, and IT infrastructure

Undergraduate Tuition

	Resident	Nonresident	
Regular Term Full-Time Tuition	\$ 3,893.00	\$ 14,286.00	Annual full-time tuition rate

General Fees

Athletics	\$ 730.00	\$ 730.00	Funds intercollegiate athletics, including salaries and team operations.
Educational & Technology	\$ 544.00	\$ 544.00	Funds specialized instructional supplies and services for scientific and information technology equipment.
Health Services	\$ 296.00	\$ 296.00	Funds medical services for students, including the salaries, maintenance and operation of student health centers.
Student Activities	\$ 572.00	\$ 572.00	Funds nonacademic student services (student unions, intramural facilities, student organizations, newspapers, yearbooks, and entertainment programs).
Safety and Security Fee	\$ 30.00	\$ 30.00	Funds campus safety and security initiatives, including salaries, training, and operations.
Debt Service	\$ 523.00	\$ 523.00	Funds the principal and interest for capital projects. Examples for Western Carolina University include the Student Recreation Center, University Center, Brown Hall, Dining Facilities, and Athletic Facilities.

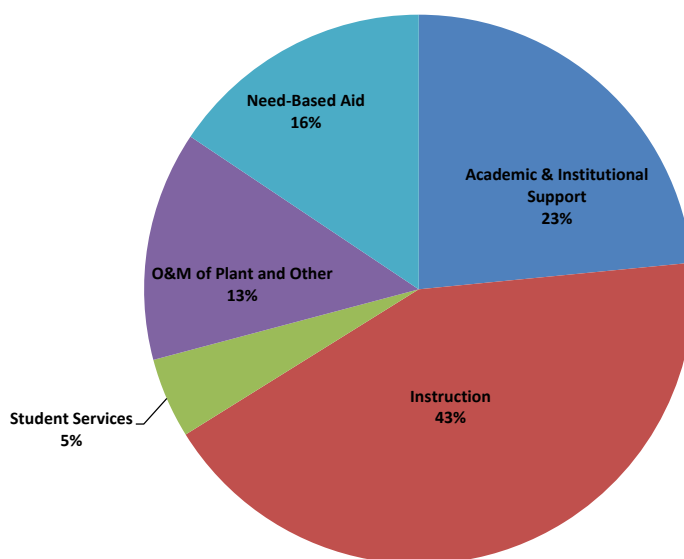
Total Fees \$ 2,695.00 \$ 2,695.00

Total Tuition and Fees \$ 6,588.00 \$ 16,981.00

In the year ended June 30, 2016, Western Carolina University received \$98 million in appropriations from the North Carolina General Assembly providing an additional \$11,591 towards the total cost of education for each resident student.

Winston-Salem State University

Use of Tuition



*All need-based financial aid shown above is supported solely through tuition receipts.

Academic & Institutional Support - funds academic and operational administration including university leadership and business functions such as finance, human resources, and legal services

Instruction - primarily faculty salaries and benefits, supports all aspects of the direct academic mission of the university

Need-Based Financial Aid - provides tuition-related aid to students with a demonstrated financial need

Student Services - encompasses the student-related administrative needs of the university including admissions, registrar, academic counseling, and career counseling

Operation & Maintenance (O&M) of Plant and Other Expenses - contributes to the operation and maintenance of the physical plant, utilities, and IT infrastructure

Undergraduate Tuition

Regular Term Full-Time Tuition

Resident	Nonresident
\$ 3,335.00	\$ 13,446.00

Annual full-time tuition rate

General Fees

Athletics	\$ 694.00	\$ 694.00	Funds intercollegiate athletics, including salaries and team operations.
Educational & Technology	\$ 416.46	\$ 416.46	Funds specialized instructional supplies and services for scientific and information technology equipment.
Health Services	\$ 247.00	\$ 247.00	Funds medical services for students, including the salaries, maintenance and operation of student health centers.
Student Activities	\$ 530.70	\$ 530.70	Funds nonacademic student services (student unions, intramural facilities, student organizations, newspapers, yearbooks, and entertainment programs).
Safety and Security Fee	\$ 30.00	\$ 30.00	Funds campus safety and security initiatives, including salaries, training, and operations.
Debt Service	\$ 460.00	\$ 460.00	Funds the principal and interest for capital projects. Examples for Winston-Salem State University include the Bowman Gray Stadium and Civitan Park, Student Activities Center, and North Campus Acquisitions.

Total Fees \$ 2,378.16 \$ 2,378.16

Total Tuition and Fees \$ 5,713.16 \$ 15,824.16

In the year ended June 30, 2016, Winston-Salem State University received \$70 million in appropriations from the North Carolina General Assembly providing an additional \$16,039 towards the total cost of education for each resident student.