

November 13, 2024 at 1:30 p.m.
Via Videoconference and PBS North Carolina Livestream
University of North Carolina System Office
223 S. West Street, Board Room
Raleigh, North Carolina

AGENDA

OPEN SESSION

- A-1. UNC System Fall Enrollment Report and
Proposed Actions Taken Pursuant to Section 700.1.3 of the UNC Policy Manual,
Policy on Out-of-State Undergraduate EnrollmentDavid English
- A-2. UNC System Transfer DataDavid English and Shun Robertson
- A-3. NC College Connect Bethany Meighen and Shun Robertson
- A-4. Next NC Scholarship Update..... Andrea Poole
- A-5. Adjourn

AGENDA ITEM

- A-1. UNC System Fall Enrollment Report and
Proposed Actions Taken Pursuant to Section 700.1.3 of the UNC Policy Manual,
Policy on Out-of-State Undergraduate Enrollment David English

Situation: A primary responsibility of the University of North Carolina Board of Governors is to “...foster the development of a well-planned and coordinated system of higher education.” One of the key activities the Board oversees in executing this responsibility is periodically evaluating enrollment trends. The 2024 Fall Enrollment Report provides an overview of trends and statistics for the current academic term, along with information related to monitoring Board policy items, including nonresident enrollment levels.

Section 700.1.3 of the UNC Policy Manual states that any constituent institution that exceeds its out-of-state freshmen enrollment limitation identified in the policy for two consecutive fiscal years shall have its state operating budget reduced. This reduction shall be made in the second fiscal year in which the two-consecutive-fiscal-year condition is violated; the reduction shall be made, on a nonrecurring basis, immediately after the Board approves the annual enrollment report. The budget reduction shall be based on the tuition revenue received from out-of-state freshmen enrolled in excess of the specific limitation. Institutions are provided a warning (no penalty) in the first year that they exceed their Board limitation.

Background: Student enrollment is a key metric for evaluating institutional health and stability. As enrollment funding represents one of the largest financial components of institutional budgets, significant shifts in growth or decline can have a substantial financial impact. The total headcount for fall 2024 was 247,927 — an increase of 5,049 students or 2.2 percent over fall 2023.

The Committee on Educational Planning, Policies, and Programs defines the nonresident threshold for each institution in Section 700.1.3 of the UNC Policy Manual (the University of North Carolina School of the Arts is exempted from the policy, as its nonresident enrollment threshold is specified by SL 1985-479, Sec. 73.) The 2024 UNC Fall Enrollment Report identified Winston-Salem State University as having exceeded its nonresident enrollment cap.



MEETING OF THE BOARD OF GOVERNORS
Committee on Educational Planning, Policies, and
Programs
Committee on Strategic Initiatives
November 13, 2024

Assessment: It is recommended that the Board officially notify Winston-Salem State University that it has exceeded its institutional cap, and if the institution does so again in the fall of 2025, it shall be assessed a financial penalty in accordance with the policy.

Action: This item is for information only.



**THE UNIVERSITY OF
NORTH CAROLINA SYSTEM**

2024 UNC Fall Enrollment Report

November 14, 2024

University of North Carolina System

2024 UNC Fall Enrollment Report

Table of Contents

Introduction and Summary 3

Interactive Data Dashboards 3

Overall Fall 2024 Enrollment..... 3

Fall 2024 New Student Enrollment 5

First-Time Freshmen Student Residency 7

High School Student Enrollment..... 8

Conclusion..... 9

2024 UNC Fall Enrollment Report

Introduction and Summary

When the University of North Carolina System was redesigned in 1972 to include all 16 public four-year institutions of higher education, one of the primary responsibilities given to the University of North Carolina Board of Governors was to “...foster the development of a well-planned and coordinated system of higher education.” One of the key activities the Board oversees in executing this responsibility is periodically evaluating enrollment trends and making projections about the future. The Fall 2024 Enrollment Report presents the trends in enrollment across the 16 constituent universities of the UNC System.

- **Overall Enrollment.** The fall 2024 total UNC System headcount enrollment was 247,927 students, an increase of 5,409 students (2.2 percent) from the previous fall and with higher enrollment than in fall 2021. All 16 institutions saw their total student headcount increase.
- **New Student Enrollment.** New first-time freshman enrollment increased by 325. New graduate student enrollment increased by 494. New transfer student enrollment continued to increase and mirror the highest enrollment seen in fall 2018.
- **Resident/Nonresident First-Time Freshmen.** The UNC System saw a slight change in enrollment demand from first-time freshmen inside and outside of North Carolina. The percentage of out-of-state first-time freshmen declined from 17.8 percent in 2023 to 17.4 percent in 2024, whereas in-state first-time freshmen increased slightly by 0.4 percent.

Interactive Data Dashboards

The UNC Data Dashboards are interactive reports sourced from an online database that provide students, parents, policymakers, and taxpayers expanded access to detailed system data on selected core measures. This fall enrollment report is intended to provide an overview of key trends and data points; for additional detailed and customizable information, please visit the interactive data dashboards linked below.

- **Enrollment**
Explore enrollment trends across the UNC System; learn more about who our students are and where they come from.
- **Transfer Students**
Examine trends in transfer student enrollment, first-year performance, and graduation rates.
- **Freshmen Admissions and Performance**
Students, parents, schools, and school district officials can see admissions and performance information about high school graduates pursuing degrees at all the universities. This includes graduation rate information, peer comparisons, and more.
- **Degrees**
With over 200 academic programs across our institutions, UNC System students earn degrees in a variety of critical fields. Learn more about degrees awarded over the past 10 years, and sort the data by level of degree, field of study, and demographics.

Overall Fall 2024 Enrollment

After 2022's first-time decrease in nine years, the UNC System saw another increase in student enrollment. The total headcount for fall 2024 was 247,927, an increase of 5,409 students (2.2 percent) over fall 2023. At the undergraduate level, UNC System enrollment increased by 4,877 students (2.5

2024 UNC Fall Enrollment Report

percent) from 2023 to 2024. Graduate enrollment began to increase with a fall 2024 graduate enrollment of 52,307, which was an increase of 532 students (1.03 percent) over the prior year.

Enrollment figures have improved across individual UNC System constituent institutions. Between fall 2023 and fall 2024, 16 institutions increased in total enrollment. Figure 1 and Tables 1 and 2 provide additional information on overall fall enrollment data.

Figure 1: UNC System Fall Headcount Enrollment, 2015—2024

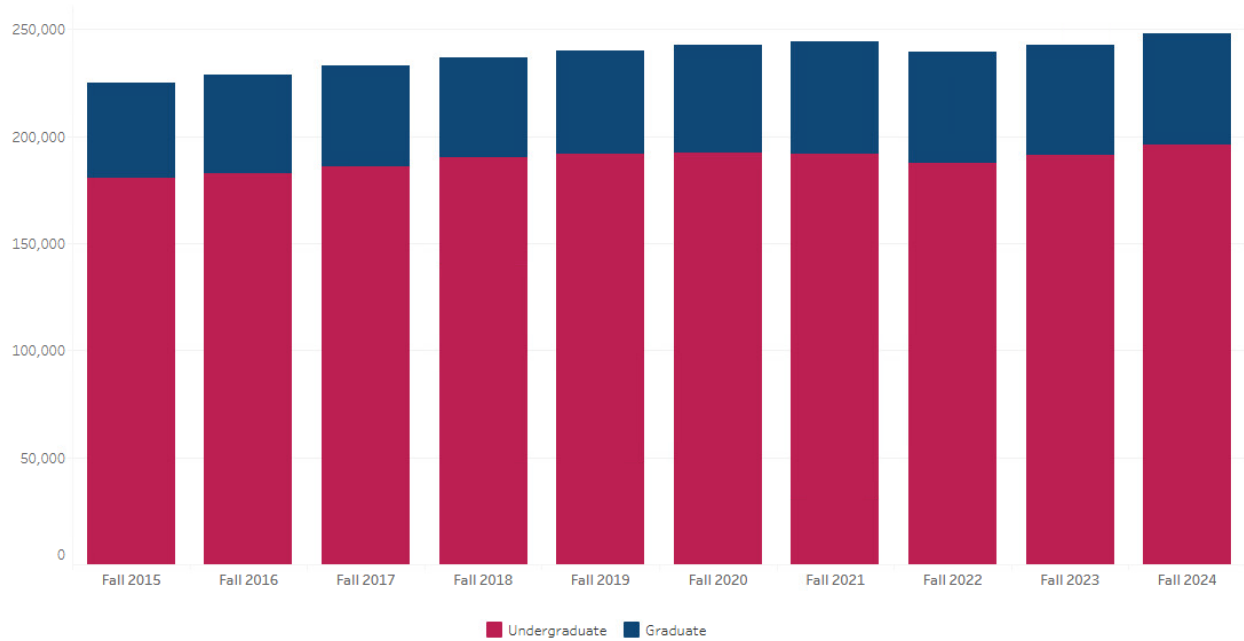


Table 1: UNC System Fall Headcount Enrollment, 2015—2024

| | Fall 2015 | Fall 2016 | Fall 2017 | Fall 2018 | Fall 2019 | Fall 2020 | Fall 2021 | Fall 2022 | Fall 2023 | Fall 2024 |
|---------------|-----------|-----------|-----------|-----------|-----------|-----------|-----------|-----------|-----------|-----------|
| Undergraduate | 180,376 | 182,465 | 185,880 | 189,890 | 191,632 | 192,170 | 191,510 | 187,676 | 191,013 | 195,890 |
| Graduate | 44,539 | 46,062 | 46,992 | 47,103 | 48,349 | 50,276 | 52,990 | 51,987 | 51,505 | 52,037 |
| Total | 224,915 | 228,527 | 232,872 | 236,993 | 239,981 | 242,446 | 244,500 | 239,663 | 242,518 | 247,927 |

Table 2: UNC Institutions Total Fall Headcount Enrollment, 2015—2024

| | Fall 2015 | Fall 2016 | Fall 2017 | Fall 2018 | Fall 2019 | Fall 2020 | Fall 2021 | Fall 2022 | Fall 2023 | Fall 2024 |
|----------|-----------|-----------|-----------|-----------|-----------|-----------|-----------|-----------|-----------|-----------|
| ASU | 17,932 | 18,295 | 18,811 | 19,108 | 19,280 | 20,023 | 20,641 | 20,436 | 21,253 | 21,570 |
| ECU | 28,289 | 28,962 | 29,131 | 28,718 | 28,651 | 28,798 | 28,021 | 27,151 | 26,785 | 26,940 |
| ECSU | 1,585 | 1,357 | 1,411 | 1,677 | 1,769 | 2,002 | 2,054 | 2,149 | 2,165 | 2,258 |
| FSU | 6,104 | 6,223 | 6,226 | 6,318 | 6,551 | 6,726 | 6,748 | 6,787 | 6,847 | 7,107 |
| NCA&T | 10,852 | 11,177 | 11,877 | 12,142 | 12,556 | 12,753 | 13,322 | 13,487 | 13,885 | 14,311 |
| NCCU | 8,011 | 8,094 | 8,097 | 8,207 | 8,011 | 8,078 | 7,953 | 7,553 | 7,965 | 8,579 |
| NC State | 34,015 | 33,755 | 34,432 | 35,479 | 36,304 | 36,042 | 36,831 | 36,700 | 37,323 | 38,464 |
| UNCA | 3,891 | 3,821 | 3,852 | 3,762 | 3,600 | 3,363 | 3,233 | 2,914 | 2,925 | 3,056 |
| UNC-CH | 29,084 | 29,468 | 29,911 | 30,011 | 29,877 | 30,092 | 31,641 | 31,705 | 32,234 | 32,438 |
| UNCC | 27,983 | 28,721 | 29,317 | 29,710 | 29,615 | 30,146 | 30,448 | 29,551 | 30,298 | 31,091 |
| UNCG | 19,393 | 19,647 | 19,922 | 20,106 | 20,196 | 19,764 | 19,038 | 17,978 | 17,743 | 18,012 |
| UNCP | 6,441 | 6,268 | 6,252 | 7,137 | 7,698 | 8,262 | 8,318 | 7,666 | 7,630 | 7,674 |
| UNCW | 14,918 | 15,740 | 16,487 | 16,747 | 17,499 | 17,915 | 18,030 | 17,843 | 17,987 | 18,848 |
| UNCSA | 970 | 1,043 | 1,014 | 1,042 | 1,086 | 1,070 | 1,119 | 1,104 | 1,074 | 1,111 |
| WCU | 10,340 | 10,805 | 11,034 | 11,639 | 12,167 | 12,243 | 11,877 | 11,635 | 11,628 | 11,686 |
| WSSU | 5,107 | 5,151 | 5,098 | 5,190 | 5,121 | 5,169 | 5,226 | 5,004 | 4,776 | 4,782 |
| Total | 224,915 | 228,527 | 232,872 | 236,993 | 239,981 | 242,446 | 244,500 | 239,663 | 242,518 | 247,927 |

2024 UNC Fall Enrollment Report

Fall 2024 New Student Enrollment

In addition to tracking overall enrollment, analyzing new student enrollment levels can provide an early look at emerging trends. Three categories of new student enrollment are analyzed: new first-time freshmen, new undergraduate transfer, and new graduate students. Fall 2024 enrollment for each of these three categories increased compared to fall 2023. Figures 2-4 and Tables 3-5 provide additional information on how enrollment counts compared to the previous nine years.

New first-time freshman enrollment increased by eight percent (325 students) making this incoming class the largest entering freshmen class in UNC System’s history. Enrollment patterns slightly increased for new in-state freshmen and slightly decreased for new out-of-state freshmen.

Figure 2: UNC System New First-Time Freshmen Enrollment, Fall 2015-Fall 2024

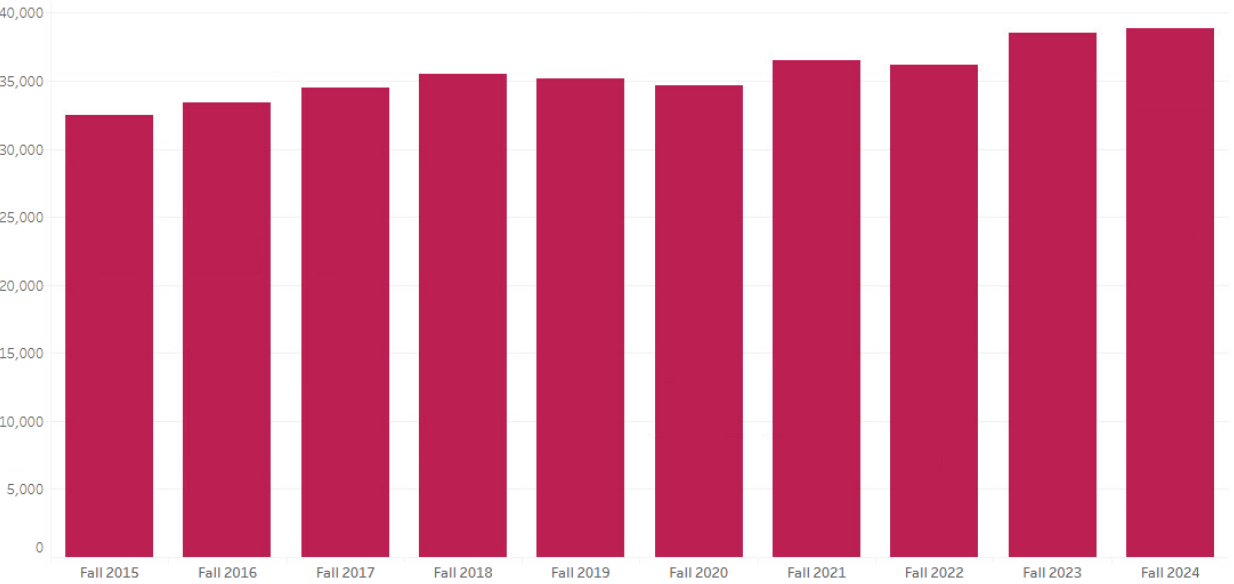


Table 3: UNC System New First-Time Freshmen Enrollment, Fall 2015-Fall 2024

| Fall 2015 | Fall 2016 | Fall 2017 | Fall 2018 | Fall 2019 | Fall 2020 | Fall 2021 | Fall 2022 | Fall 2023 | Fall 2024 |
|-----------|-----------|-----------|-----------|-----------|-----------|-----------|-----------|-----------|-----------|
| 32,525 | 33,420 | 34,522 | 35,537 | 35,133 | 34,700 | 36,535 | 36,145 | 38,529 | 38,854 |

New transfer student enrollment increased 7.7 percent in fall 2024 after reaching a peak in fall 2018, which coincides with trends in enrollment at community colleges in North Carolina and nationally. Additional information on transfer student enrollment and initiatives between the North Carolina Community College System (NCCCS) and the UNC System can be found in the annual [Review of the Comprehensive Articulation Agreement](#) report. This report was submitted to the Joint Legislative Education Oversight Committee, the Senate Appropriations Committee on Education/Higher Education, and the House Appropriations Subcommittee on Education by the NCCCS State Board and the Board on November 1, 2024.

2024 UNC Fall Enrollment Report

Figure 3: UNC System New Undergraduate Transfer Enrollment, Fall 2015-Fall 2024

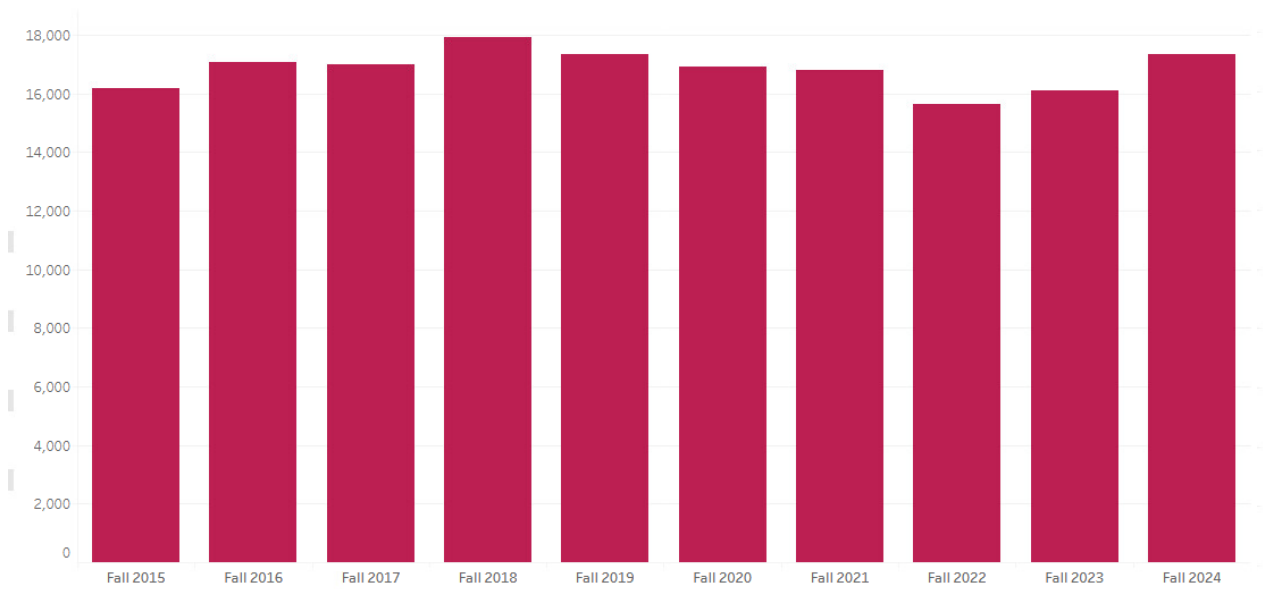


Table 4: UNC System New Undergraduate Transfer Enrollment, Fall 2015-Fall 2024

| Fall 2015 | Fall 2016 | Fall 2017 | Fall 2018 | Fall 2019 | Fall 2020 | Fall 2021 | Fall 2022 | Fall 2023 | Fall 2024 |
|-----------|-----------|-----------|-----------|-----------|-----------|-----------|-----------|-----------|-----------|
| 16,176 | 17,080 | 17,014 | 17,919 | 17,329 | 16,934 | 16,795 | 15,622 | 16,103 | 17,349 |

2024 UNC Fall Enrollment Report

New graduate student enrollment increased 2.85 percent this year from fall 2023. In fall 2024, 17,805 new students enrolled in graduate programs.

Figure 4: UNC System New Graduate Student Enrollment, Fall 2015-Fall 2024

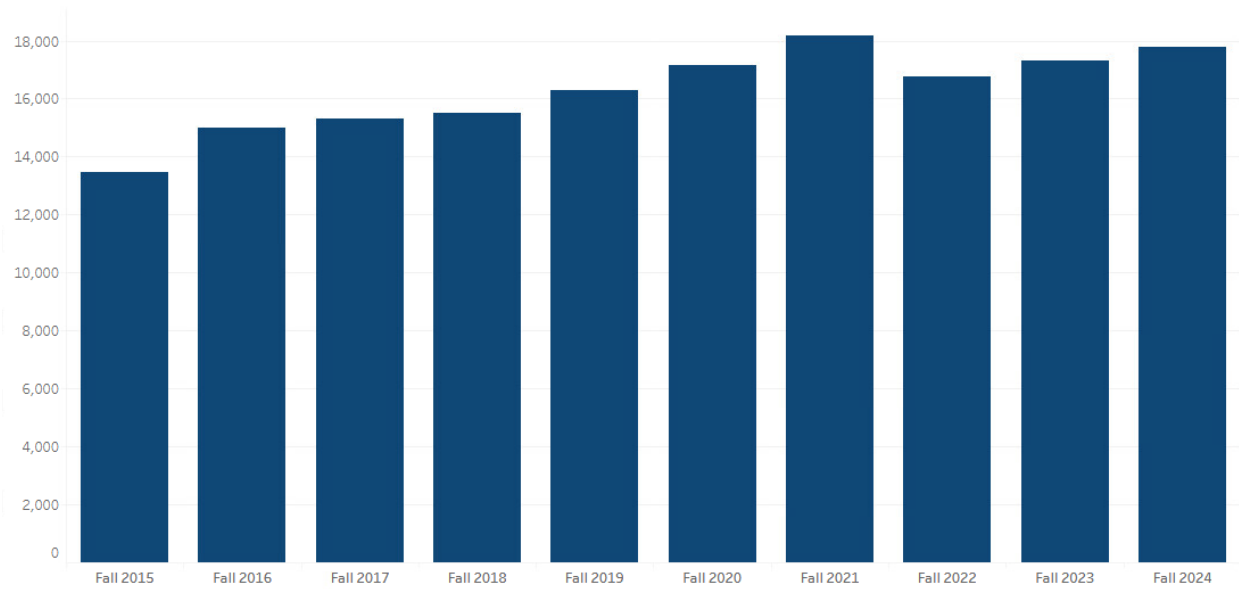


Table 5: UNC System New Graduate Student Enrollment, Fall 2015-Fall 2024

| Fall 2015 | Fall 2016 | Fall 2017 | Fall 2018 | Fall 2019 | Fall 2020 | Fall 2021 | Fall 2022 | Fall 2023 | Fall 2024 |
|-----------|-----------|-----------|-----------|-----------|-----------|-----------|-----------|-----------|-----------|
| 13,449 | 14,987 | 15,307 | 15,490 | 16,309 | 17,165 | 18,173 | 16,748 | 17,311 | 17,805 |

First-Time Freshmen Student Residency

Section 700.1.3 of the UNC Policy Manual outlines caps set by the Board on the percentage of nonresident students enrolled at each institution as first-time freshmen. As of a 2022 policy change, the out-of-state caps are calculated as a percentage of the previous year’s first-time freshman cohort. The caps for fall 2024 were 50 percent for Elizabeth City State University, 35 percent for North Carolina Central University and North Carolina Agricultural and Technical State University, 25 percent for East Carolina University, Fayetteville State University, University of North Carolina Asheville, University of North Carolina at Greensboro, University of North Carolina at Pembroke, Western Carolina University, and Winston-Salem State University and 18 percent for the rest of the institutions (the University of North Carolina School of the Arts is exempted from the policy). For the fall of 2024, one institution exceeded its specified cap on nonresident enrollment, as outlined in Table 6.

2024 UNC Fall Enrollment Report

Table 6: New Freshmen Enrollment by Residency

| | Fall 2024 Census Enrollment | | | Fall 2024 Out-of-State Enrollment Cap based on Fall 2023 Cohort | | | | |
|-------------------------|--------------------------------|--------------|--------|--|----------------------|-------------------------|----------------------|--------------------------------|
| | In-State | Out-of-State | Total | Allowable Percentage | Actual Percentage | Allowable Enrollment | Actual Enrollment | Enrollment Exceeding Cap |
| ASU | 3,459 | 579 | 4,038 | 18% | 14% | 760 | 579 | . |
| ECU | 3,308 | 714 | 4,022 | 25% | 18% | 985 | 714 | . |
| ECSU | 293 | 130 | 423 | 50% | 37% | 173 | 130 | . |
| FSU | 596 | 201 | 797 | 25% | 25% | 201 | 201 | . |
| NCA&T | 1,567 | 891 | 2,458 | 35% | 34% | 917 | 891 | . |
| NCCU | 1,251 | 502 | 1,753 | 35% | 34% | 512 | 502 | . |
| NC State | 5,027 | 812 | 5,839 | 18% | 14% | 1,031 | 812 | . |
| UNCA | 610 | 115 | 725 | 25% | 18% | 157 | 115 | . |
| UNC-CH | 3,910 | 730 | 4,640 | 18% | 16% | 845 | 730 | . |
| UNCC | 4,174 | 483 | 4,657 | 18% | 11% | 810 | 483 | . |
| UNCG | 2,262 | 171 | 2,433 | 25% | 7% | 653 | 171 | . |
| UNCP | 645 | 156 | 801 | 25% | 17% | 227 | 156 | . |
| UNCW | 2,402 | 352 | 2,754 | 18% | 13% | 486 | 352 | . |
| UNCSA | 113 | 126 | 239 | . | 57% | . | 126 | . |
| WCU | 1,562 | 504 | 2,066 | 25% | 24% | 525 | 504 | . |
| WSSU | 697 | 234 | 931 | 25% | 27% | 220 | 234 | 14 |
| <i>UNC System Total</i> | 31,876 | 6,700 | 38,576 | . | . | . | . | . |

High School Student Enrollment

The UNC System has two constituent institutions with residential high school programs—the North Carolina School of Science and Mathematics and the high school program at the University of North Carolina School of the Arts. Enrollment in these programs is largely stable and generally constrained by residence hall capacity.

Table 7: Residential High School Enrollment

| Institution | Fall 2023 | Fall 2024 |
|-------------------------|-------------|-------------|
| NCSSM – Durham | 675 | 675 |
| NCSSM – Morganton | 300 | 300 |
| UNCSA | 253 | 252 |
| UNC System Total | 1228 | 1227 |

2024 UNC Fall Enrollment Report

Conclusion

The UNC System is experiencing notable enrollment growth, despite a national trend of declining higher education enrollment over the past decade. For fall 2024, the UNC System's total headcount enrollment saw a 2.2 percent increase compared to the previous year, marking the highest enrollment in its history. New first-time freshmen enrollment rose by 0.8 percent, also reaching its highest point to date, while new transfer student enrollment surged by 7.7 percent.

These gains are especially significant in the context of ongoing national declines, where many institutions have faced shrinking student bodies due to demographic shifts, economic pressures, and changing perceptions of the value of higher education. The UNC System's continued growth reflects its strategic efforts to attract and retain students, including expanding access, offering flexible academic pathways, and strengthening partnerships with North Carolina Department of Public Instruction and the North Carolina Community College System.

Report Authors:

Dr. David English, senior vice president for Academic Affairs

Dr. Bethany Meighen, vice president for Academic and Student Affairs

Keon Jordan, UNC System Office Intern, North Carolina A&T State University



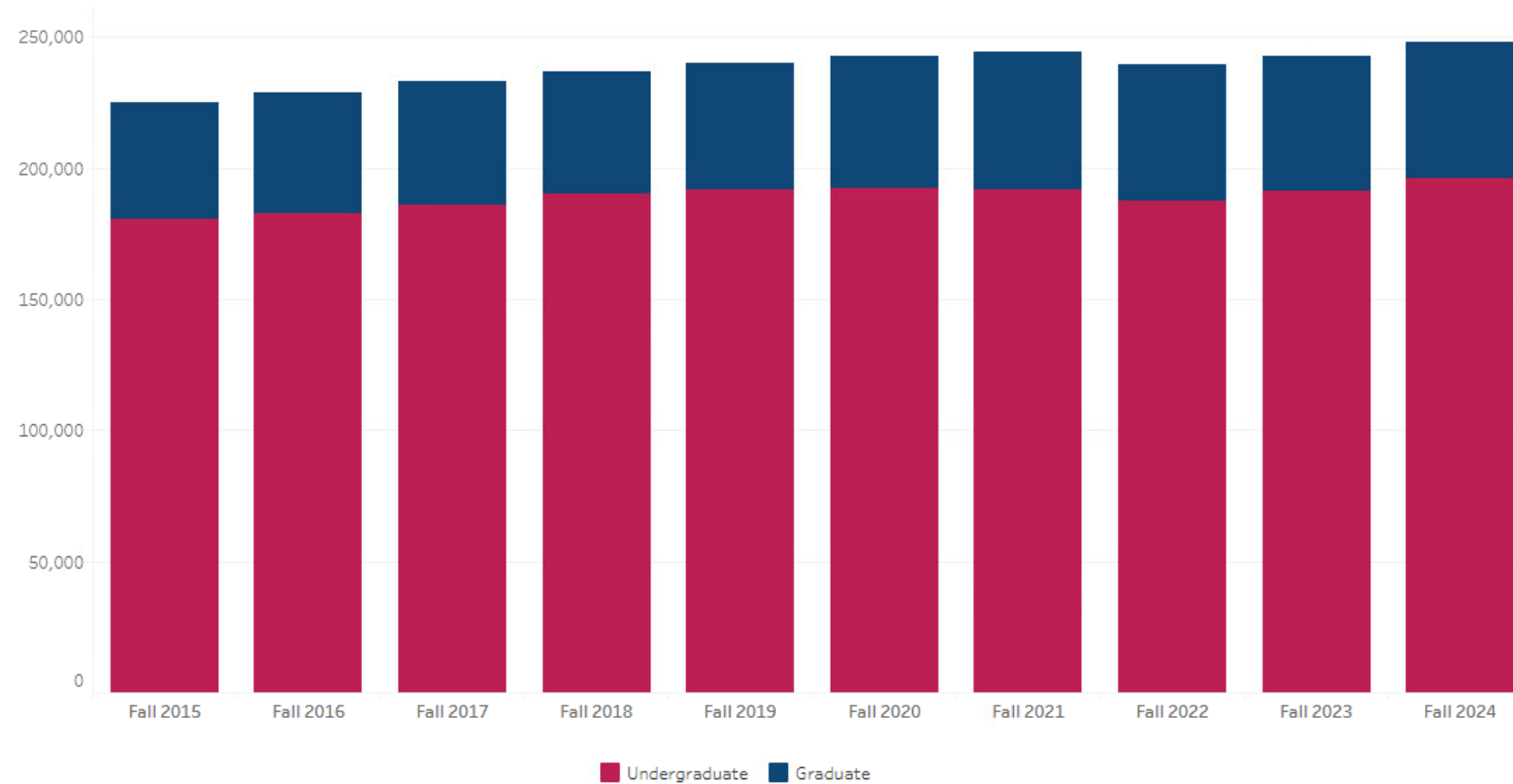
UNC System 2024 Fall Enrollment Report

November 13, 2024

UNC Board of Governors

Joint Meeting of the Committees on
Educational Planning, Policies, and Programs
and
Strategic Initiatives

UNC System Fall Headcount Enrollment

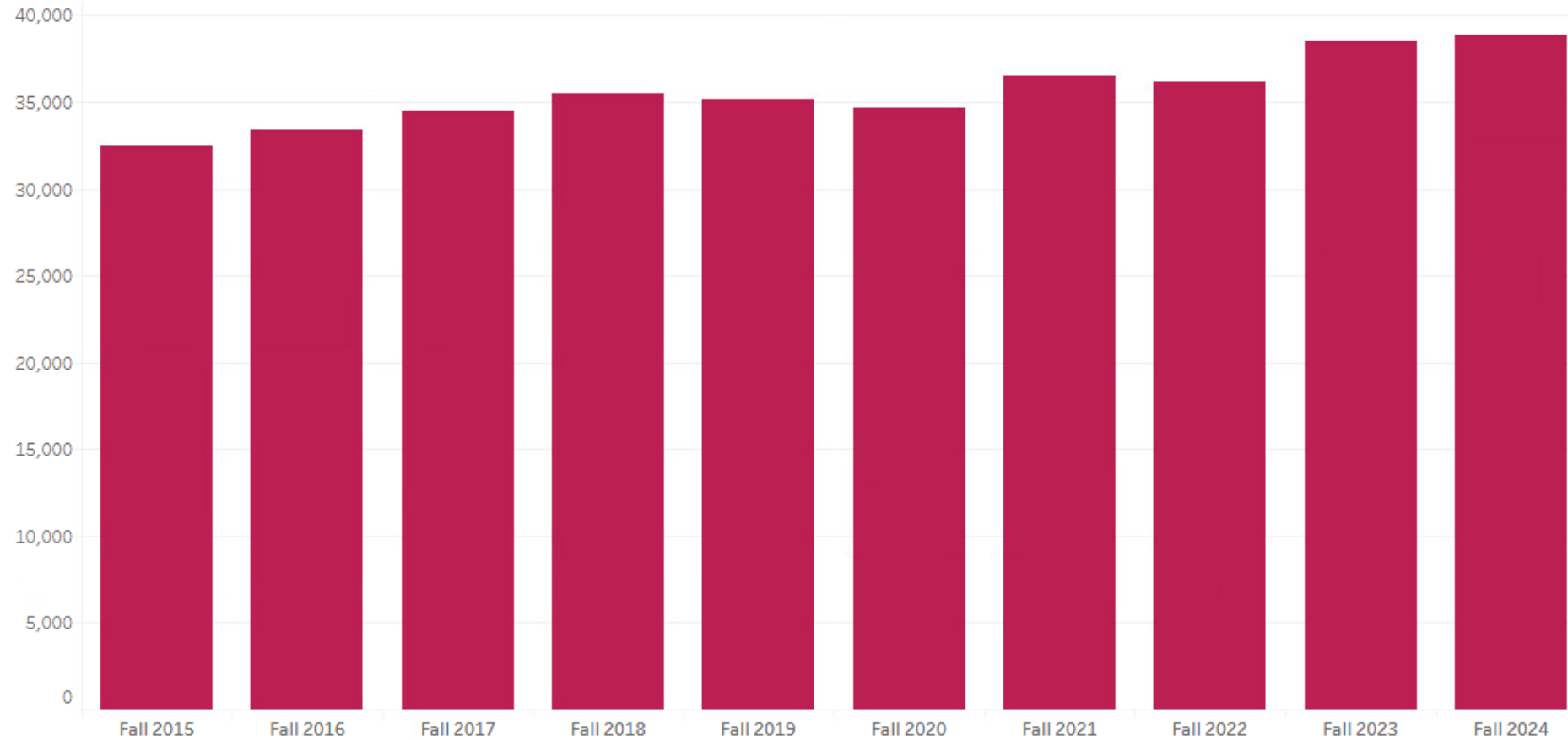


| | Fall 2015 | Fall 2016 | Fall 2017 | Fall 2018 | Fall 2019 | Fall 2020 | Fall 2021 | Fall 2022 | Fall 2023 | Fall 2024 |
|---------------|-----------|-----------|-----------|-----------|-----------|-----------|-----------|-----------|-----------|-----------|
| Undergraduate | 180,376 | 182,465 | 185,880 | 189,890 | 191,632 | 192,170 | 191,510 | 187,676 | 191,013 | 195,890 |
| Graduate | 44,539 | 46,062 | 46,992 | 47,103 | 48,349 | 50,276 | 52,990 | 51,987 | 51,505 | 52,037 |
| Total | 224,915 | 228,527 | 232,872 | 236,993 | 239,981 | 242,446 | 244,500 | 239,663 | 242,518 | 247,927 |

Fall Headcount Enrollment by Institution

| | Fall 2015 | Fall 2016 | Fall 2017 | Fall 2018 | Fall 2019 | Fall 2020 | Fall 2021 | Fall 2022 | Fall 2023 | Fall 2024 |
|----------|-----------|-----------|-----------|-----------|-----------|-----------|-----------|-----------|-----------|-----------|
| ASU | 17,932 | 18,295 | 18,811 | 19,108 | 19,280 | 20,023 | 20,641 | 20,436 | 21,253 | 21,570 |
| ECU | 28,289 | 28,962 | 29,131 | 28,718 | 28,651 | 28,798 | 28,021 | 27,151 | 26,785 | 26,940 |
| ECSU | 1,585 | 1,357 | 1,411 | 1,677 | 1,769 | 2,002 | 2,054 | 2,149 | 2,165 | 2,258 |
| FSU | 6,104 | 6,223 | 6,226 | 6,318 | 6,551 | 6,726 | 6,748 | 6,787 | 6,847 | 7,107 |
| NCA&T | 10,852 | 11,177 | 11,877 | 12,142 | 12,556 | 12,753 | 13,322 | 13,487 | 13,885 | 14,311 |
| NCCU | 8,011 | 8,094 | 8,097 | 8,207 | 8,011 | 8,078 | 7,953 | 7,553 | 7,965 | 8,579 |
| NC State | 34,015 | 33,755 | 34,432 | 35,479 | 36,304 | 36,042 | 36,831 | 36,700 | 37,323 | 38,464 |
| UNCA | 3,891 | 3,821 | 3,852 | 3,762 | 3,600 | 3,363 | 3,233 | 2,914 | 2,925 | 3,056 |
| UNC-CH | 29,084 | 29,468 | 29,911 | 30,011 | 29,877 | 30,092 | 31,641 | 31,705 | 32,234 | 32,438 |
| UNCC | 27,983 | 28,721 | 29,317 | 29,710 | 29,615 | 30,146 | 30,448 | 29,551 | 30,298 | 31,091 |
| UNCG | 19,393 | 19,647 | 19,922 | 20,106 | 20,196 | 19,764 | 19,038 | 17,978 | 17,743 | 18,012 |
| UNCP | 6,441 | 6,268 | 6,252 | 7,137 | 7,698 | 8,262 | 8,318 | 7,666 | 7,630 | 7,674 |
| UNCW | 14,918 | 15,740 | 16,487 | 16,747 | 17,499 | 17,915 | 18,030 | 17,843 | 17,987 | 18,848 |
| UNCSA | 970 | 1,043 | 1,014 | 1,042 | 1,086 | 1,070 | 1,119 | 1,104 | 1,074 | 1,111 |
| WCU | 10,340 | 10,805 | 11,034 | 11,639 | 12,167 | 12,243 | 11,877 | 11,635 | 11,628 | 11,686 |
| WSSU | 5,107 | 5,151 | 5,098 | 5,190 | 5,121 | 5,169 | 5,226 | 5,004 | 4,776 | 4,782 |
| Total | 224,915 | 228,527 | 232,872 | 236,993 | 239,981 | 242,446 | 244,500 | 239,663 | 242,518 | 247,927 |

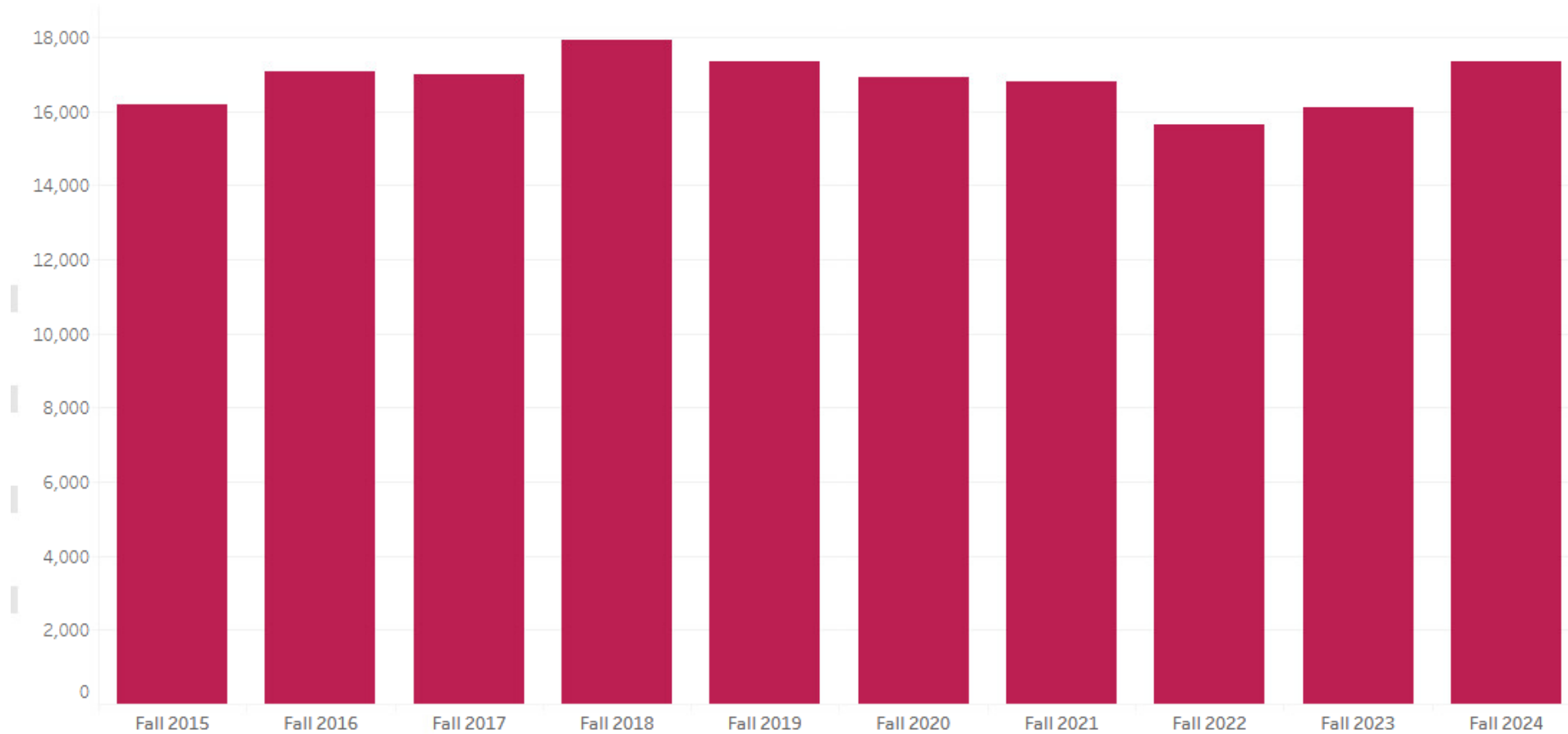
New First-Time Freshmen Enrollment



| Fall 2015 | Fall 2016 | Fall 2017 | Fall 2018 | Fall 2019 | Fall 2020 | Fall 2021 | Fall 2022 | Fall 2023 |
|-----------|-----------|-----------|-----------|-----------|-----------|-----------|-----------|-----------|
| 32,525 | 33,420 | 34,522 | 35,537 | 35,133 | 34,700 | 36,535 | 36,145 | 38,529 |

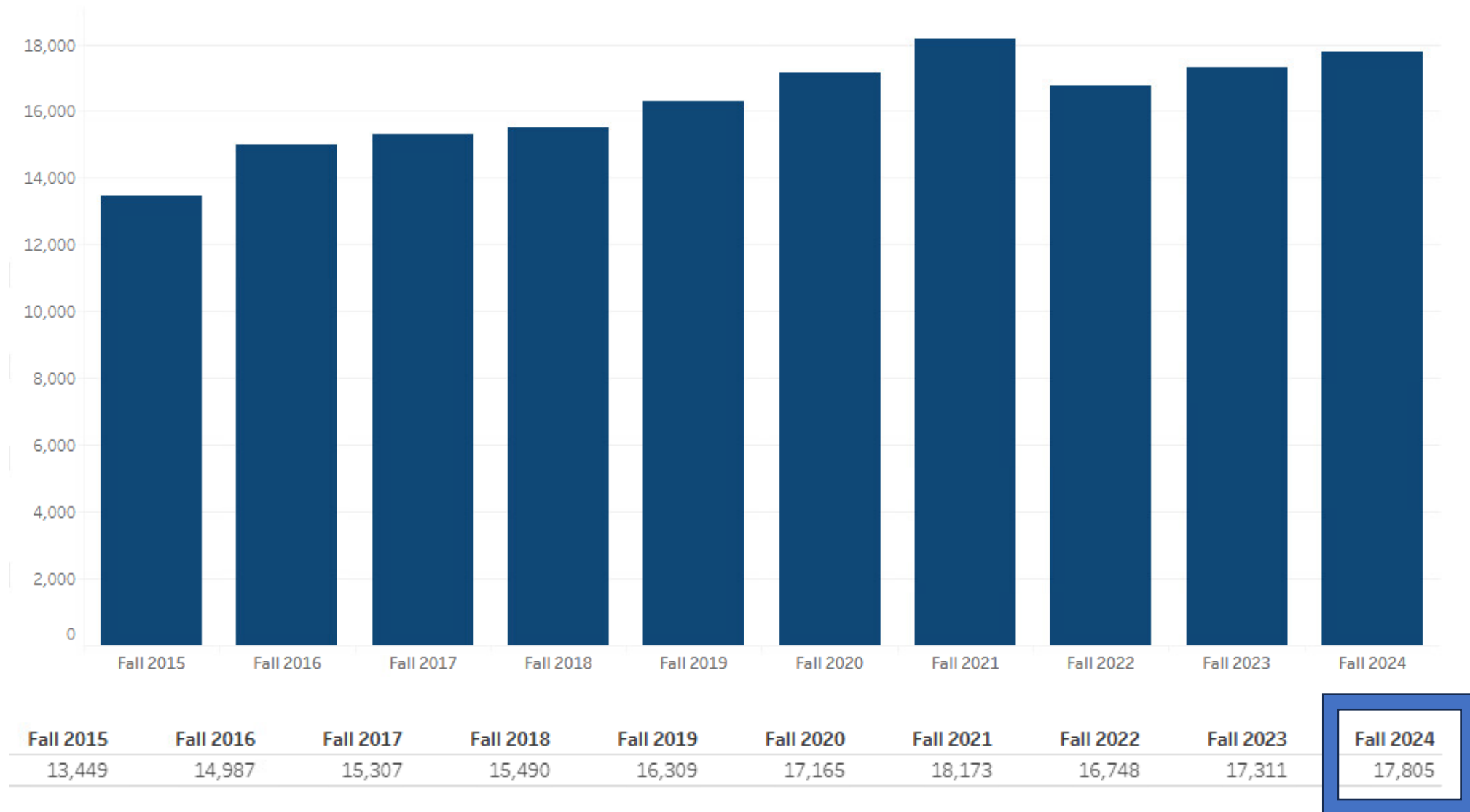
| |
|-----------|
| Fall 2024 |
| 38,854 |

New Transfer Student Enrollment



| Fall 2015 | Fall 2016 | Fall 2017 | Fall 2018 | Fall 2019 | Fall 2020 | Fall 2021 | Fall 2022 | Fall 2023 | Fall 2024 |
|-----------|-----------|-----------|-----------|-----------|-----------|-----------|-----------|-----------|-----------|
| 16,176 | 17,080 | 17,014 | 17,919 | 17,329 | 16,934 | 16,795 | 15,622 | 16,103 | 17,349 |

New Graduate Student Enrollment



QUESTIONS?

CONNECT



www.northcarolina.edu



[uncsystem](https://www.facebook.com/uncsystem)



[@UNC_system](https://twitter.com/UNC_system)



[@UNC_system](https://www.instagram.com/UNC_system)

AGENDA ITEM

A-2. UNC System Transfer DataDavid English and Shun Robertson

Situation: Community colleges serve as the gateway to postsecondary education for a number of low-income and first-generation college students who come with great talent and aspiration but may also have multiple academic, financial, and personal challenges. To reach these students, the UNC System must build stronger pathways with North Carolina community college partners.

With new approaches and support for reform, UNC System institutions can be a launching pad for many more North Carolinians to high-paying, quality careers. Transfer student success can be boosted through the transparent communication of clear academic requirements and clear policies that ensure that students are connected to effective academic, social, and financial supports that promote retention and persistence.

Background: National research and UNC System data show that students who graduate with an associate's degree before transferring have higher persistence and completion rates than those who transfer before completing their degrees. Decades of intense focus on improving transfer student access and completion rates has produced a growing body of evidence of what works in improving community college transfer. Research and institutional experience have also clarified the importance of data in efforts to assess and monitor transfer student outcomes.

Assessment: The committees will receive a presentation on national and UNC System transfer enrollment and student outcome trends. The committees will also hear an update on UNC System efforts to improve student progression and timely degree completion by facilitating the clear and consistent transfer of course credits for students transferring between a UNC System institution and a North Carolina community college. PowerPoint presentation to come.

Action: This item is for information only.



TRANSFER STUDENT ENROLLMENT TRENDS

Joint Committee Meeting of Strategic Initiatives and
Educational Planning, Policies and Programs
UNC System Board of Governors
November 13, 2024

Outline

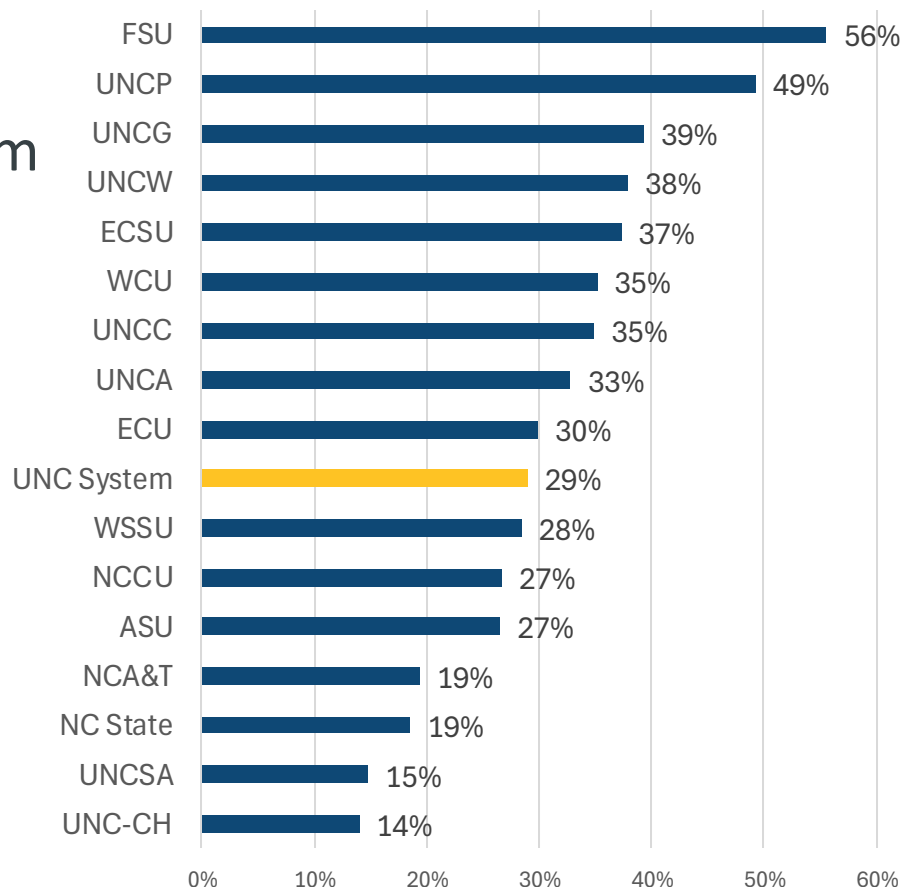
1. Trends in transfer enrollment
2. Transfer student success
3. What affects transfer student success?
4. Promoting seamless credit transfer

UNC System Transfer Student Overview

Nearly 1/3 of Fall 2024 undergraduates in the UNC System are transfer students

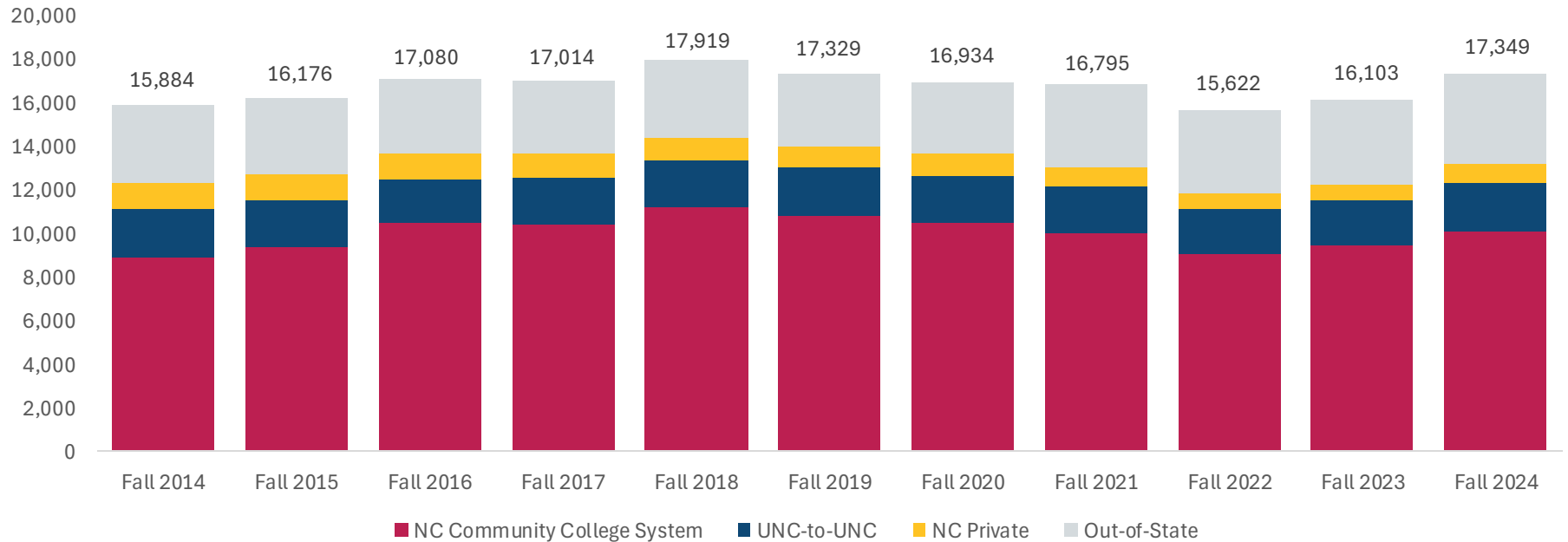
| Total | 190,280 |
|------------|---------|
| First-Time | 135,090 |
| Transfer | 55,190 |

Percent of Fall 2024 Undergraduates that are Transfer Students by Institution



Where Do New Transfer Students Come From?

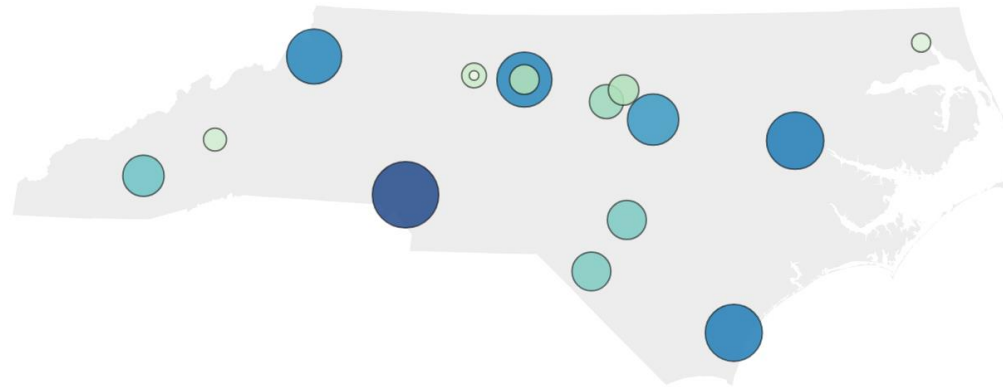
New Credential-Seeking Undergraduate Transfer Students



| Transferred From | Fall 2014 | Fall 2015 | Fall 2016 | Fall 2017 | Fall 2018 | Fall 2019 | Fall 2020 | Fall 2021 | Fall 2022 | Fall 2023 | Fall 2024 |
|-----------------------------|---------------|---------------|---------------|---------------|---------------|---------------|---------------|---------------|---------------|---------------|---------------|
| NC Community College System | 8,864 | 9,354 | 10,459 | 10,386 | 11,202 | 10,798 | 10,445 | 9,986 | 9,004 | 9,443 | 10,049 |
| UNC-to-UNC | 2,228 | 2,127 | 2,036 | 2,121 | 2,122 | 2,196 | 2,175 | 2,157 | 2,079 | 2,033 | 2,216 |
| NC Private | 1,228 | 1,199 | 1,142 | 1,105 | 1,074 | 1,007 | 1,012 | 855 | 708 | 731 | 894 |
| Out-of-State | 3,564 | 3,496 | 3,443 | 3,402 | 3,521 | 3,328 | 3,302 | 3,797 | 3,831 | 3,896 | 4,190 |
| Total | 15,884 | 16,176 | 17,080 | 17,014 | 17,919 | 17,329 | 16,934 | 16,795 | 15,622 | 16,103 | 17,349 |

New NCCCS Transfer Student Destinations

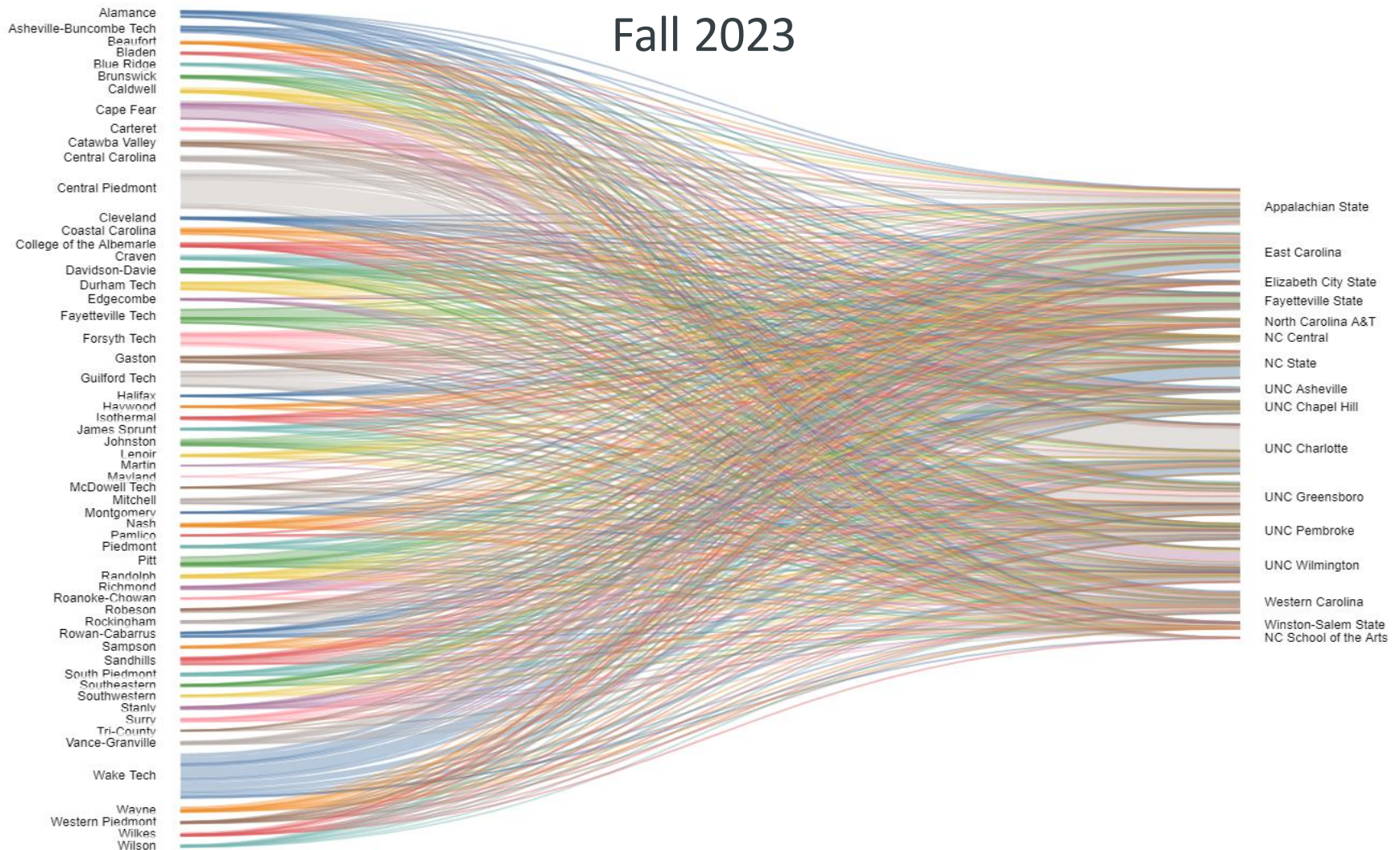
| | Fall 2024 |
|-----------------------------------|---------------|
| UNC Charlotte | 1,604 |
| East Carolina University | 1,178 |
| UNC Wilmington | 1,164 |
| UNC Greensboro | 1,080 |
| Appalachian State University | 1,079 |
| NC State University | 929 |
| Western Carolina University | 582 |
| Fayetteville State University | 513 |
| UNC Pembroke | 509 |
| UNC-Chapel Hill | 381 |
| North Carolina Central University | 297 |
| NC A&T State University | 277 |
| Winston-Salem State University | 185 |
| UNC Asheville | 156 |
| Elizabeth City State University | 99 |
| UNC School of the Arts | 16 |
| Total | 10,049 |



Created with Datawrapper

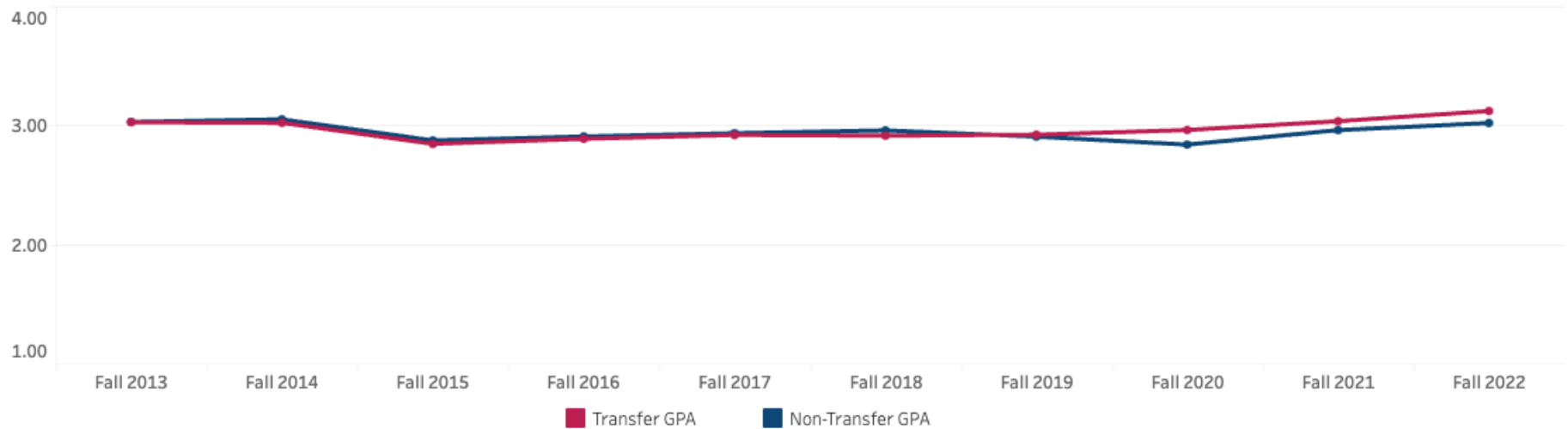
A majority of transfer students DO NOT follow a primary feeder pattern

Fall 2023

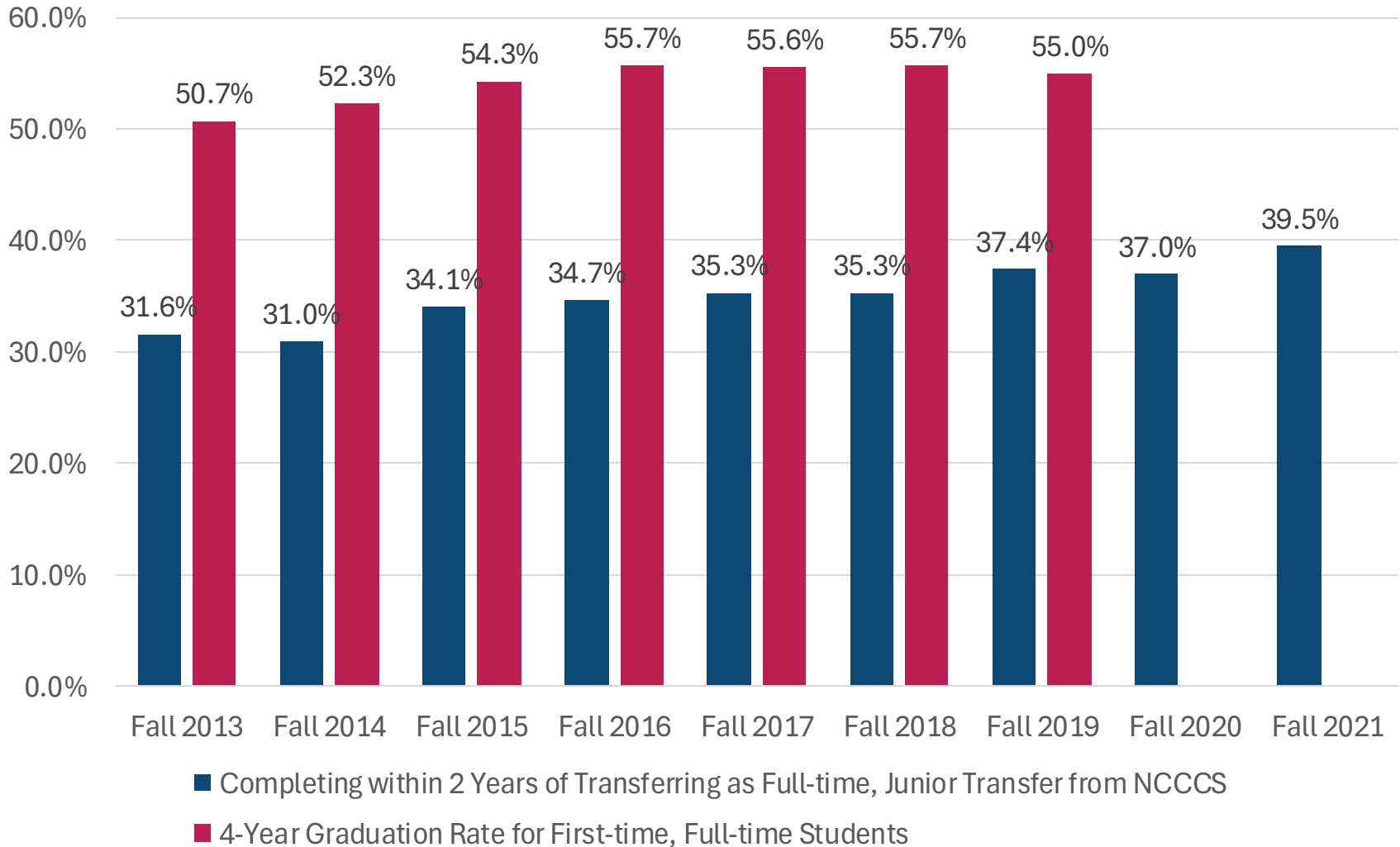


Transfer Students have Similar GPAs ...

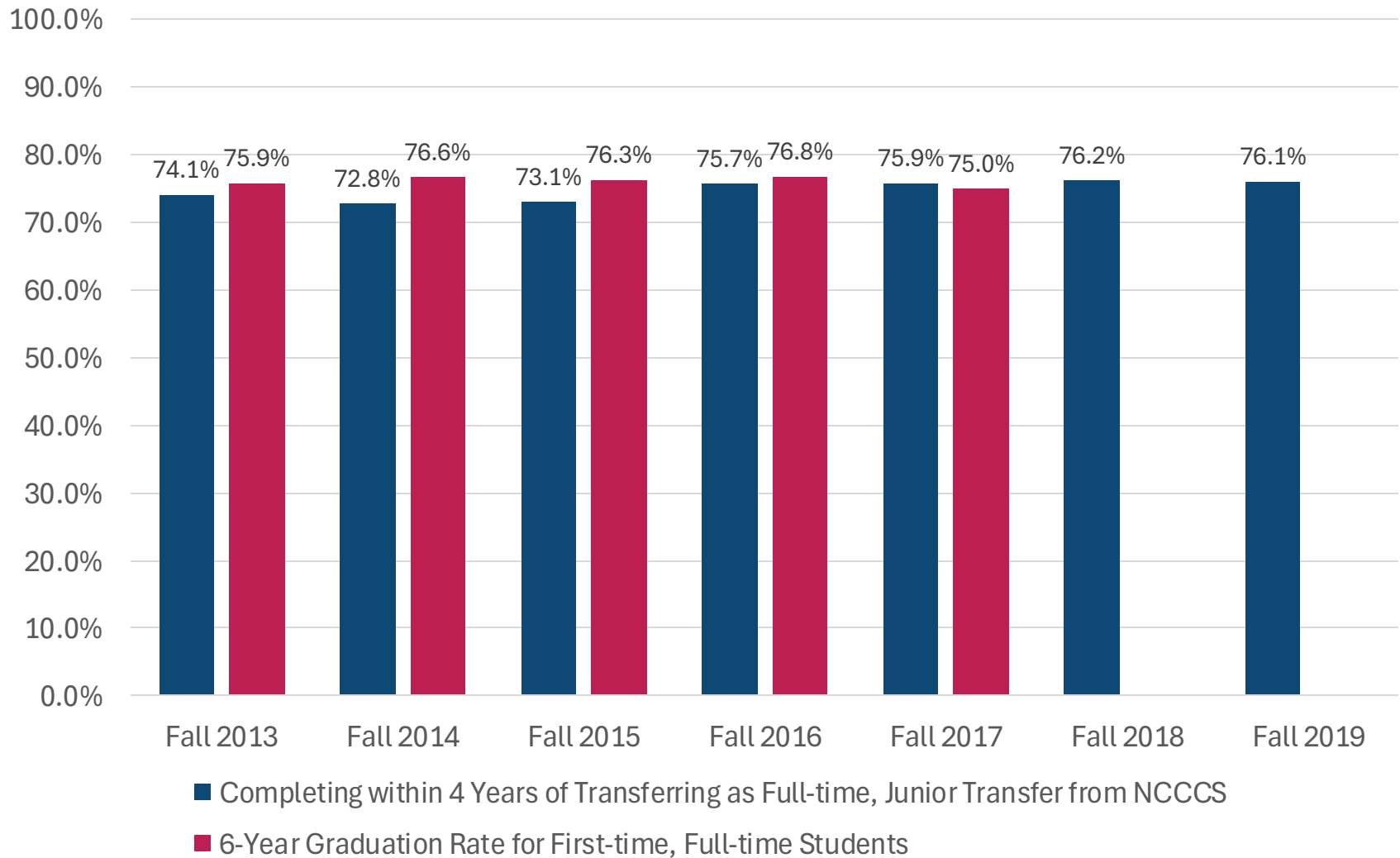
GPA During First Year at UNC Institution



... but Lower On-time Completion Rates



With more time, transfer and first-time completion rates do even out

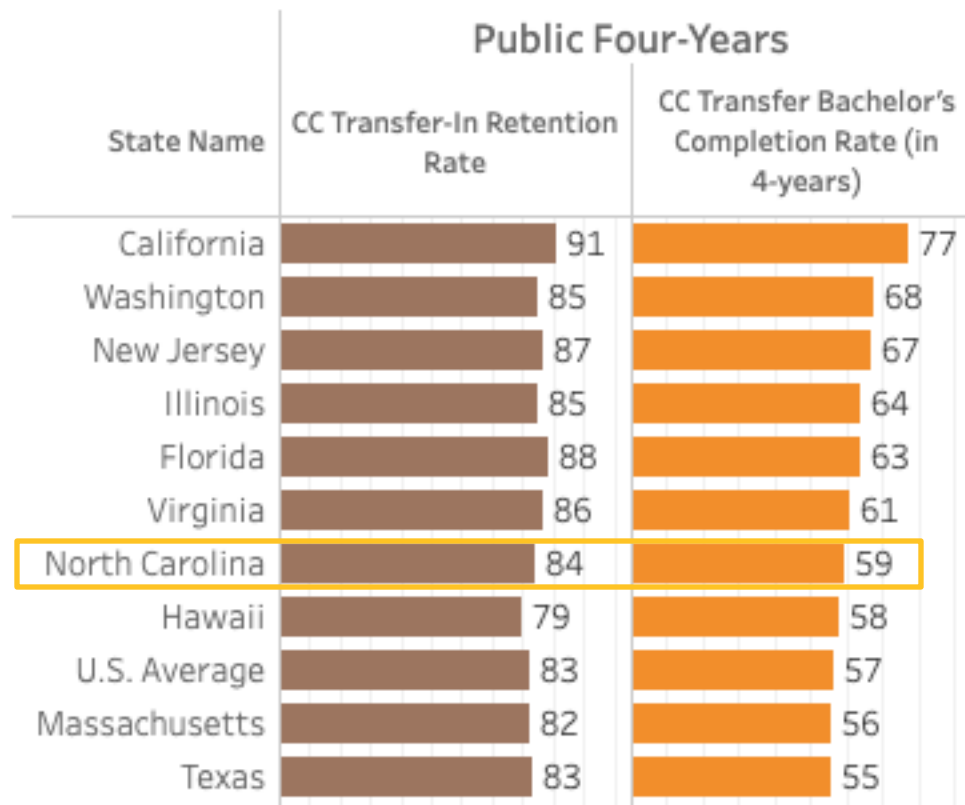


How does NC compare nationally?

Four-Year Institutional Effectiveness ⁽ⁱ⁾

All Students

2015-16 Students Transferring-In from a CC



NC ranks 7th in the nation for transfer students completing within 4 years of transferring in ...

... But we must do more!



WHAT AFFECTS TRANSFER STUDENT SUCCESS?

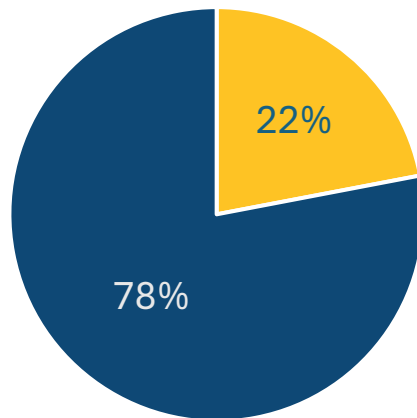
What Affects Transfer Student Success?

- Seamless credit transfer & credit mobility
- Associate degree completion
- Articulation agreements
- Advising and academic support
- Financial support
- Integration into the university and transfer student centers

Reducing Lost Credits

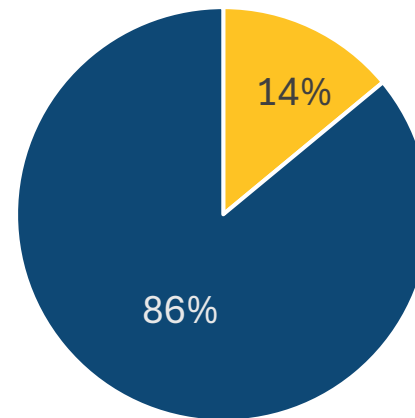
Some credits may not transfer from the sending institution to the receiving institution.

Nationally Public 2-Year to Public 4-Year




~13 credits

NCCCS to UNC System



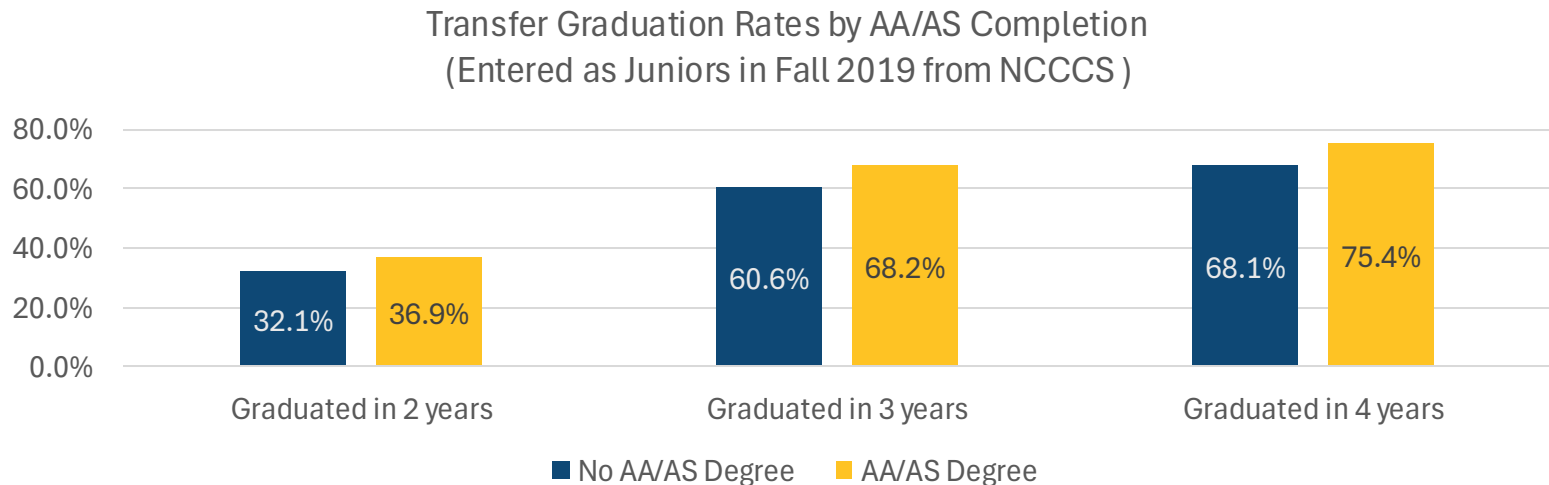
~8.5 credits



Seamless Credit Transfer and AA/AS Completion

Boost Student Success

- Students who can transfer 90 percent of their credits are **2.5x more likely** to get their bachelor's degree, compared to those who transfer half or less (Monaghan & Attewell, 2015).
- Students who **earn a transfer associate's degree** before transferring are **more likely** to earn a bachelor's degree than students who transfer without completing an associate's degree (Velasco, Fink, Bedoya, & Jenkins, 2024).
- In NC:** Completion of an AA/AS **guarantees transfer of 60 credits** w/ grade "C" or better; transfers who complete an AA/AS graduate more quickly.



Proposed Transfer Student Regulation (400.1.5.3[R])

- ***Detailing timelines and processes for annual publication of the new Transfer Guides (formerly known as Baccalaureate Degree Plans):***
Requires universities to enter all necessary transfer information during the first half of each calendar year and the resulting Transfer Guides will be published annually by June 30 on CFNC's website.
- ***Implementing directives for the Comprehensive Articulation Agreement (CAA):*** Codifies and provides official UNC System interpretations of the CAA, which is currently causing students to experience multiple different applications of different provisions. Guarantees successful fulfillment of the university's general education requirements when they earn an AA or AS.
- ***Facilitating the clear, consistent, and timely evaluation of transfer course credits:*** Improves transfer credit articulation—both the accuracy and maximization of credit and the time in which it takes to review transcripts and provide students with articulation results. Proposes a timeline of 15 business days after a transfer student's acceptance to review the transfer student's transcript, determine accurate transfer equivalency information, and notify the student of their transfer credit.

THANK YOU



QUESTIONS?



AGENDA ITEM

A-3. NC College Connect Bethany Meighen and Shun Robertson

Situation: The traditional college application process can be overwhelming for many students. Complex requirements, numerous forms, essay submissions, recommendation letters, and costly application fees often pose significant hurdles for high school seniors. In partnership with the North Carolina Department of Public Instruction, North Carolina Community College System, North Carolina State Education Assistance Authority, College Foundation, Inc., GEAR UP NC, and College Foundation of North Carolina, the UNC System launched NC College Connect, a new pilot program that will enable qualifying students to bypass the traditional application process into participating universities and colleges. The goal of the pilot program is to reduce barriers to higher education, increase access to college, and make it easier for qualified students to enroll in participating institutions.

Background: In September 2024, the UNC System introduced NC College Connect, a streamlined college application process specifically designed for North Carolina public high school seniors. This innovative program aims to simplify the admissions process for students who meet certain academic criteria, allowing them to bypass the traditional application process.

The program is open to North Carolina public high school seniors who finish their junior year with a weighted GPA of 2.8 or above. To remain eligible, students must maintain this GPA throughout their senior year, meet North Carolina's high school graduation requirements, and satisfy the UNC System's minimum requirements.

The participating universities are Elizabeth City State University, Fayetteville State University, University of North Carolina Asheville, University of North Carolina at Greensboro, University of North Carolina at Pembroke, Winston-Salem State University, and the North Carolina Community College System institutions.

Assessment: In October, eligible seniors were notified via an official letter, which included a QR code and a link to NCCollegeConnect.org. Through this portal, students viewed a list of participating colleges and completed the simplified application process. Details regarding the number of students participating in the pilot program will be addressed.

Action: This item is for information only.



NC COLLEGE CONNECT: PILOT PROGRAM TO SIMPLIFY COLLEGE APPLICATIONS

November 13, 2024

 **NC College Connect**

NC College Connect

A Pilot Program to Simplify
College Applications for
North Carolina Students

 **THE UNIVERSITY OF
NORTH CAROLINA SYSTEM**

 **THE UNIVERSITY OF
NORTH CAROLINA SYSTEM**

GEAR UP
NORTH CAROLINA

 North Carolina Department of
PUBLIC INSTRUCTION

**NC COMMUNITY
COLLEGES**
CREATING SUCCESS

**College
Foundation**
of North Carolina

NCSEAA
North Carolina State Education
Assistance Authority

CFI
College Foundation, Inc.

Announcing: NC College Connect

NC College Connect is a program created with the goal of increasing access to higher education by simplifying the application process for qualifying North Carolina students to participating UNC System universities and their local North Carolina community college.



Participating institutions include:

- Elizabeth City State University
- Fayetteville State University
- University of North Carolina Asheville
- University of North Carolina at Greensboro
- University of North Carolina at Pembroke
- Winston-Salem State University
- North Carolina community colleges (all 58 colleges)
 - Students will receive a simplified application process at their local community college



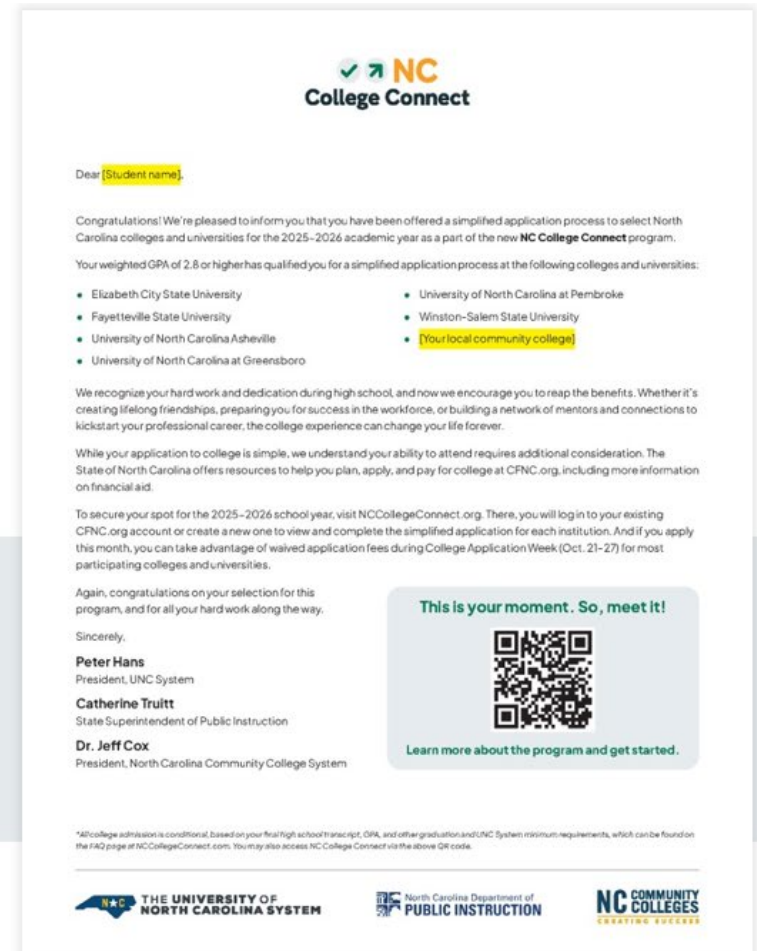
This Program is For...

...**ALL North Carolina public high school students with a weighted GPA of 2.8 and above.**

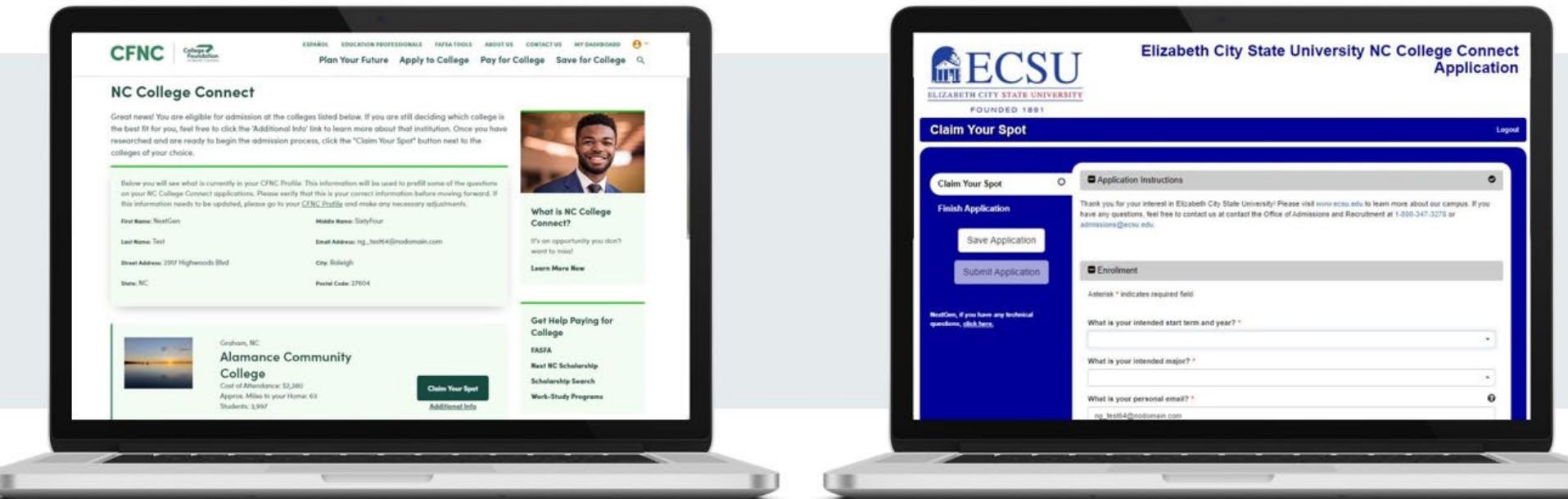
- A student's eligibility is determined by their GPA at the close of their junior year (academic year 2023-2024).
- Just like any college application, a student's hard work is recognized, but it doesn't end here. Students still must maintain their weighted GPA of 2.8 or above throughout their senior year, in addition to graduating from high school and meeting minimum [UNC System requirements](#).

How Will Students Know They're Eligible?

Eligible students received an official letter in the mail in early October. They will also receive a postcard reminder in November.



NCCollegeConnect.org



Applications

(as of November 8, 2024)

Total applications: 5,360

UNC System applications: 4,515

ECSU: 604

FSU: 700

UNCA: 762

UNCG: 772

UNCP: 824

WSSU: 853

Unique users: 2,144

UNC System unique users: 1,805





**THE UNIVERSITY OF
NORTH CAROLINA SYSTEM**

AGENDA ITEM

A-4. Next NC Scholarship UpdateAndrea Poole

Situation: The Next NC Scholarship is a financial aid program that helps most North Carolinians from households making \$80,000 or less pursue higher education by fully covering tuition and fees at any community college or covering more than half, if not all, of tuition and fees to attend any UNC System institution.

Background: Upon the recommendation of both the UNC System and the North Carolina Community College System, the 2021 Appropriations Act consolidated multiple existing scholarship programs into one streamlined, expanded program totaling nearly \$180 million. This new structure will make it easier for North Carolinians to know how much aid they can get so they can make the most informed decisions for their future.

Students attending a community college will receive at least \$3,000, covering tuition, fees, and books. Those attending a UNC System institution will get a minimum of \$5,000, paying for more than half, if not all, of tuition and fees at any UNC System institution. More aid is available for students based on need.

The 2021 Appropriations Act also provided \$1.25 million for a public awareness campaign about the new program. The campaign includes paid and earned media, social media, partner toolkits, and a website: <https://nextncscholarship.org/>. Research from the campaign indicates that hearing about the availability of funding increases a student's intention to enroll in higher education.

Assessment: The Next NC Scholarship launched in fall 2024 and is helping improve access to UNC System institutions and NC community colleges for most students with incomes below \$80,000.

Action: This item is for information only.



Next NC Scholarship Update

Presentation to Board of Governors' Joint Committees on Educational Planning, Policies, and Programs and Strategic Initiatives

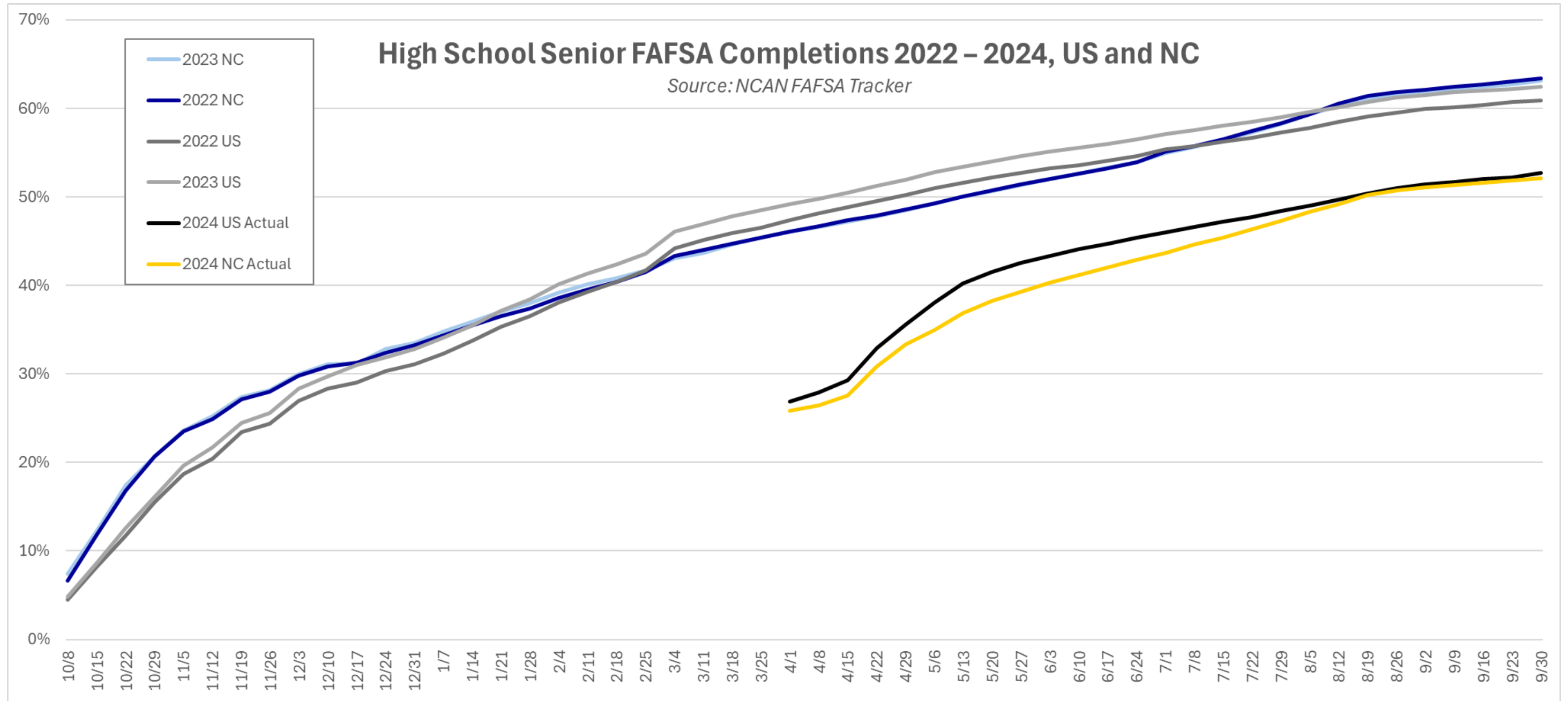
November 2024

OUTLINE

- **What just happened?**
 - FAFSA final results
 - Summer strategy
 - Next NC campaign lessons
- **What's happening now?**
 - Fall 2024 awards
 - Helene recovery student aid
- **What's next?**

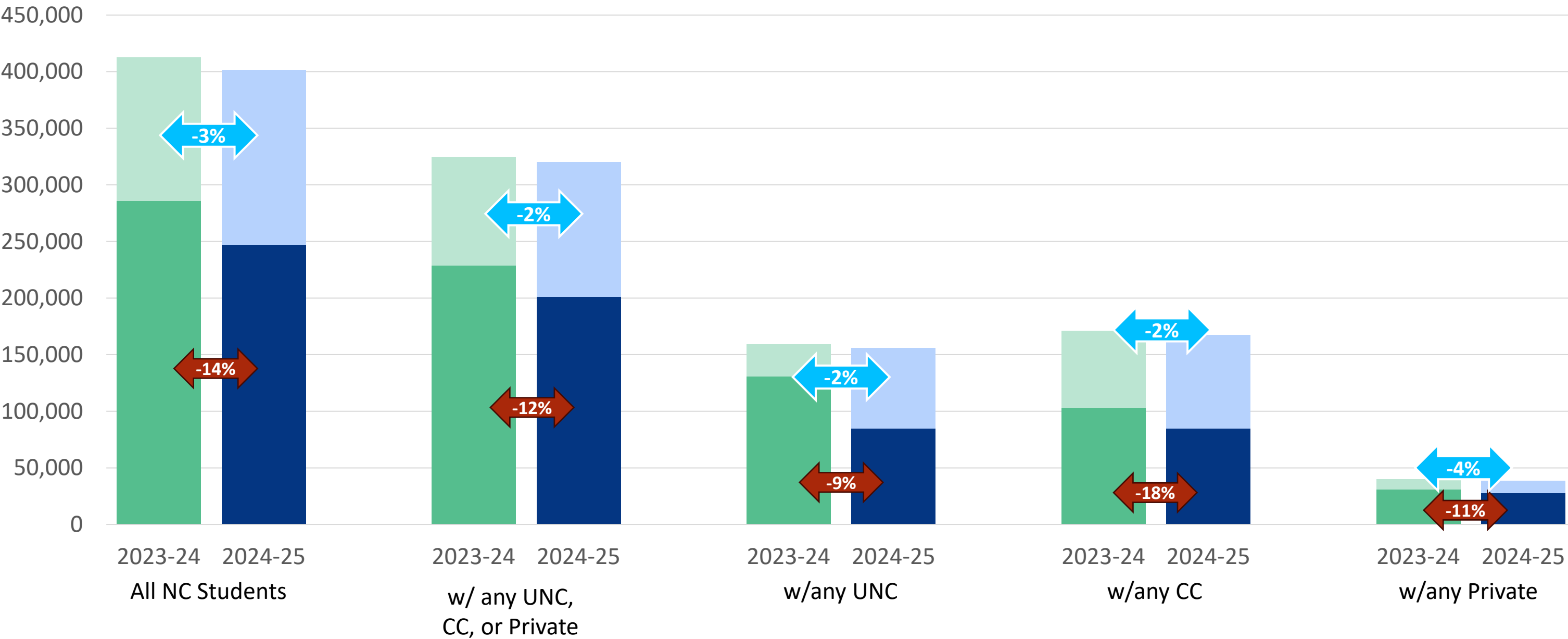
WHAT JUST HAPPENED?

FAFSA: HS SENIORS



FAFSA: MAY 15 VS SEPTEMBER 30

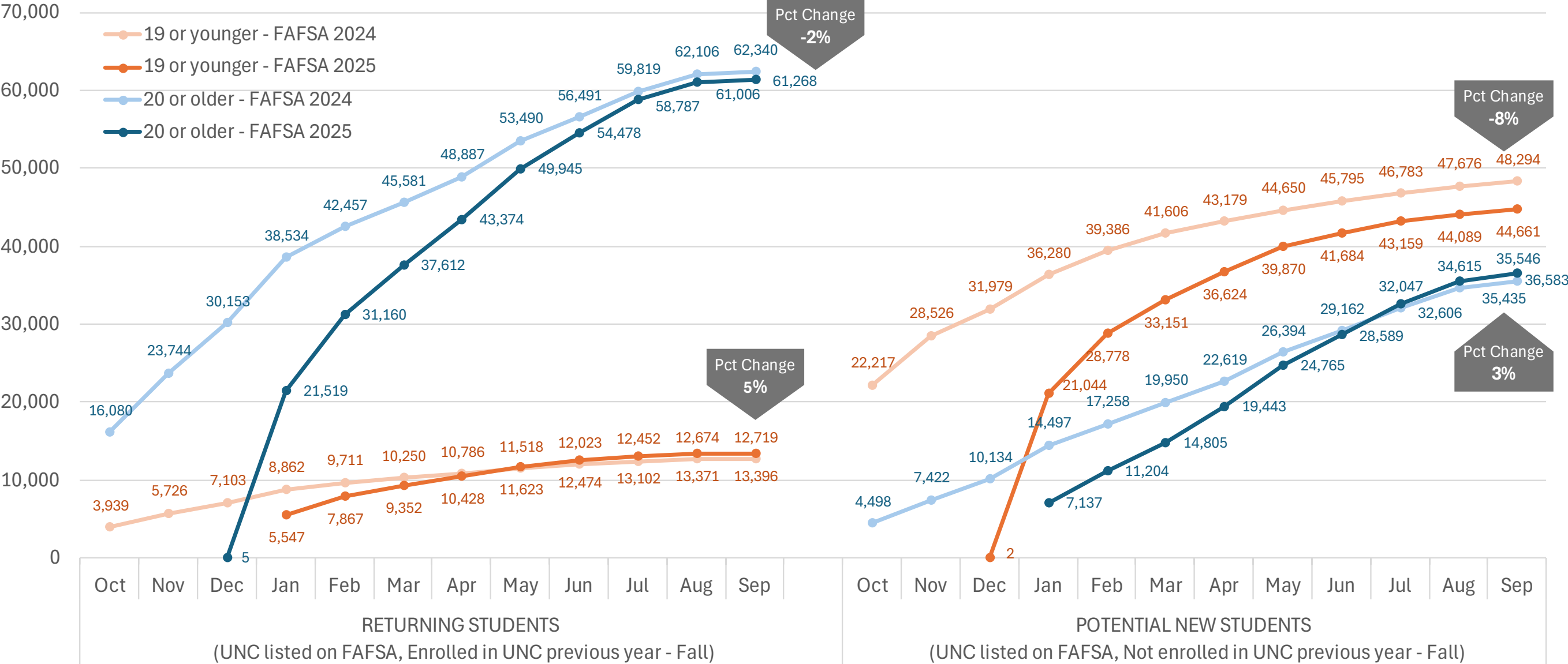
FAFSAs Filed by NC Students as of 9/30 (darker-only, as of 5/15)



Note: Includes ISIRs received as of Sept.30 for 2023-24 and 2024-25 FAFSA for students with an NC address and no prior bachelor’s degree. Sector-specific categories include students that listed any institution in those sectors in their first three schools selected on the FAFSA. A student may be in more than one sector category.

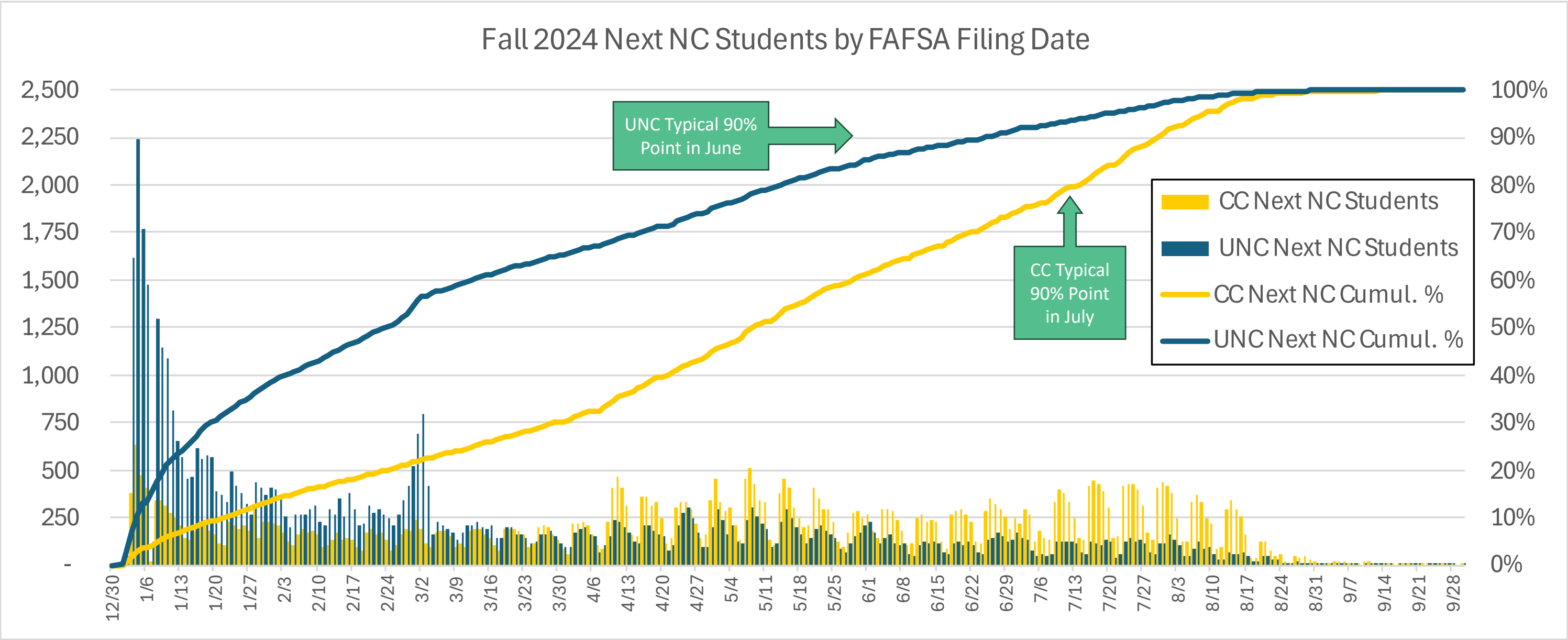
FAFSA: UNC BY AGE/NEW AND RETURNING

NC FAFSAs Received as of 9/30
UNC listed on FAFSA



Note: Includes ISIRs received as of Sept 30 for 2023-24 and 2024-25 FAFSA for students with an NC address and no prior bachelor's degree. Includes students that listed any UNC institution in their first three schools selected on the FAFSA. "Returning" includes students that were enrolled in a UNC institution the preceding fall. "Potential new" includes students that were not enrolled in a UNC institution in the preceding fall.

FAFSA FILING DATES FOR NEXT NC



FAFSA Summer Strategy

Along with partners, launched a FAFSA completion campaign in late spring and summer, including:

- ✓ Graduation toolkit with Next NC Scholarship and FAFSA information
- ✓ FAFSA completion mini-grants to community college from John M Belk Endowment
- ✓ Next NC Scholarship mailer and emails
- ✓ Billboards
- ✓ 1:1 student support stationed at CCs and UNC's across the state
- ✓ Campaign results: 14M impressions, 2M reach, 1M interactions



SUMMER FAFSA SUPPORT INITIATIVE

ACCOMPLISHMENT

5,213

students submitted a FAFSA as a direct result of an outreach attempt.



2,373

Incoming Freshman

1,856

Current College Students

984

Adult Learners

At the request of the institutions and counselors, SEAA granted a two-week extension from August 2nd to August 16th.


262

students submitted a FAFSA during the two-week extension.

TOTAL OUTREACH ATTEMPTS

46,272

ADDITIONAL SUPPORT PROVIDED

87 Counselors 

52 Institutions 

IN-PERSON HELP STATISTIC

85%

of students who submitted a FAFSA as part of an outreach attempt were helped in-person at the college campus.

SUMMER FAFSA SUPPORT INITIATIVE

END SURVEY RESULTS

Overall Experience

Percentage of respondents who indicated having an excellent experience working with their host site or counselor(s).

91% Host Site



83% Counselors



Success Rating

Percentage of respondents who deemed the initiative "very successful."



81%
Counselors

80%
Host Site

Would Participate Again



Very Likely : 84%

Somewhat Likely : 13%

Not Likely : 3%

Would Participate Again



Very Likely : 91%

Somewhat Likely : 8%

Not Likely : 1%

Note: 66 counselors and 45 institution leads completed the end survey. Responses from counselors are in light blue and orange for institutions.

NEXT NC PUBLIC AWARENESS FUNDING

- Funded by \$1.25M NR from 2021 Appropriations Act to “raise awareness of changes to the scholarship programs for students attending public colleges and universities”
- Partnered with APCO Worldwide
- Temporary, specific campaign to increase awareness of available funding
- Focus is awareness of funding and urging students to complete the FAFSA

NEXT NC CAMPAIGN

Three key metrics:

Awareness: I know about Next NC ✓

- 47% of survey respondents recognize Next NC when shown the name or ads.
- 150K new users on landing page
- 25M impressions, including 600K in FAFSA-challenged counties over the summer

Perception: I think college is affordable ✓

- More adults are considering community college, 4-year rates and high schoolers are steady
- Adults recognizing Next NC are much more likely to consider higher education

Behavior: I plan to fill out the FAFSA ✗

- Likelihood to complete a FAFSA decreased for adults (8ppts) and high schoolers (13 ppts)

WHAT'S HAPPENING NOW?

NEXT NC SCHOLARSHIP 2024-25



Most NC students with AGI \leq \$80K will qualify for at least \$5K to attend a UNC institution and \$3K to attend a NC community college



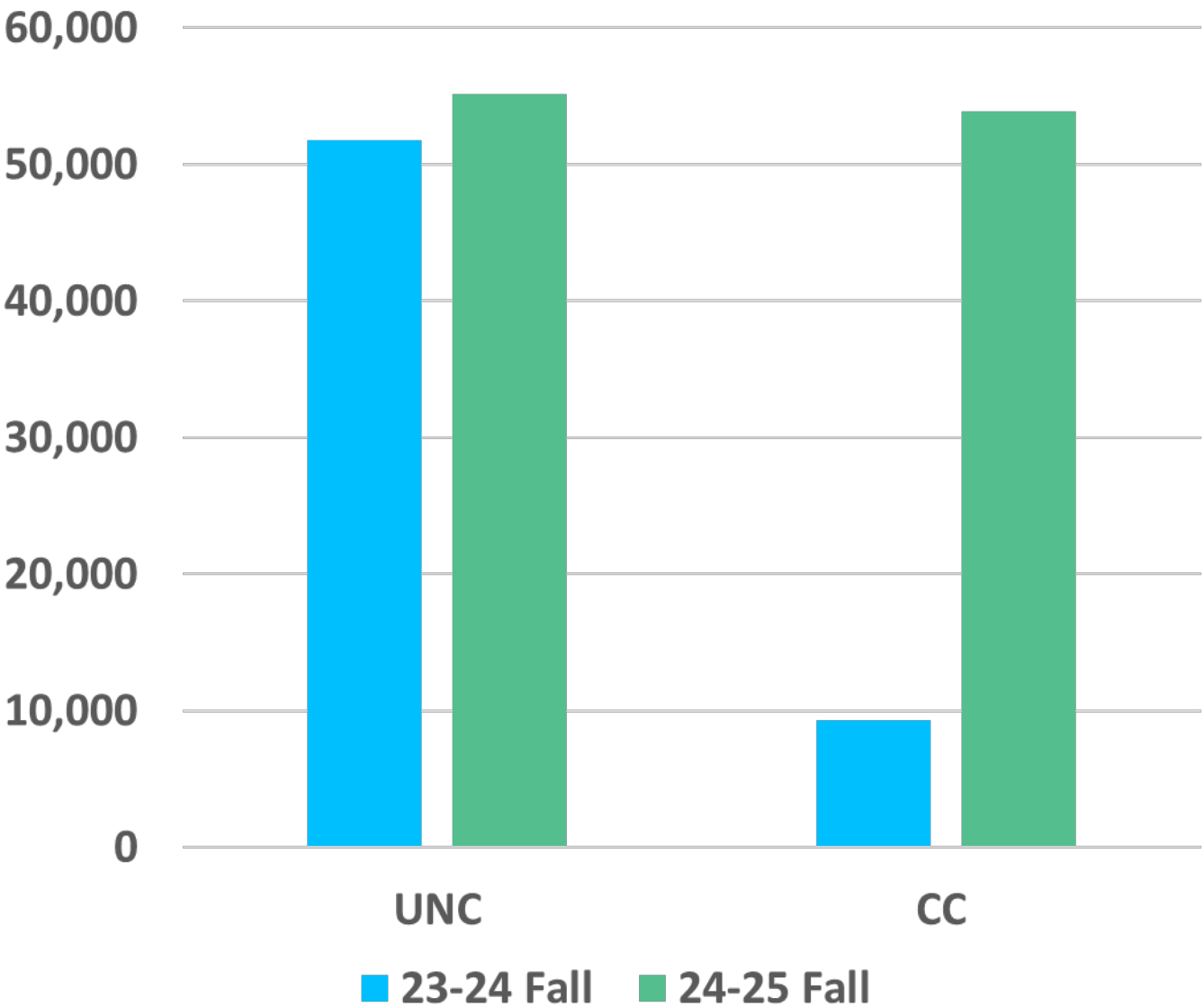
File a FAFSA to apply

How it works:

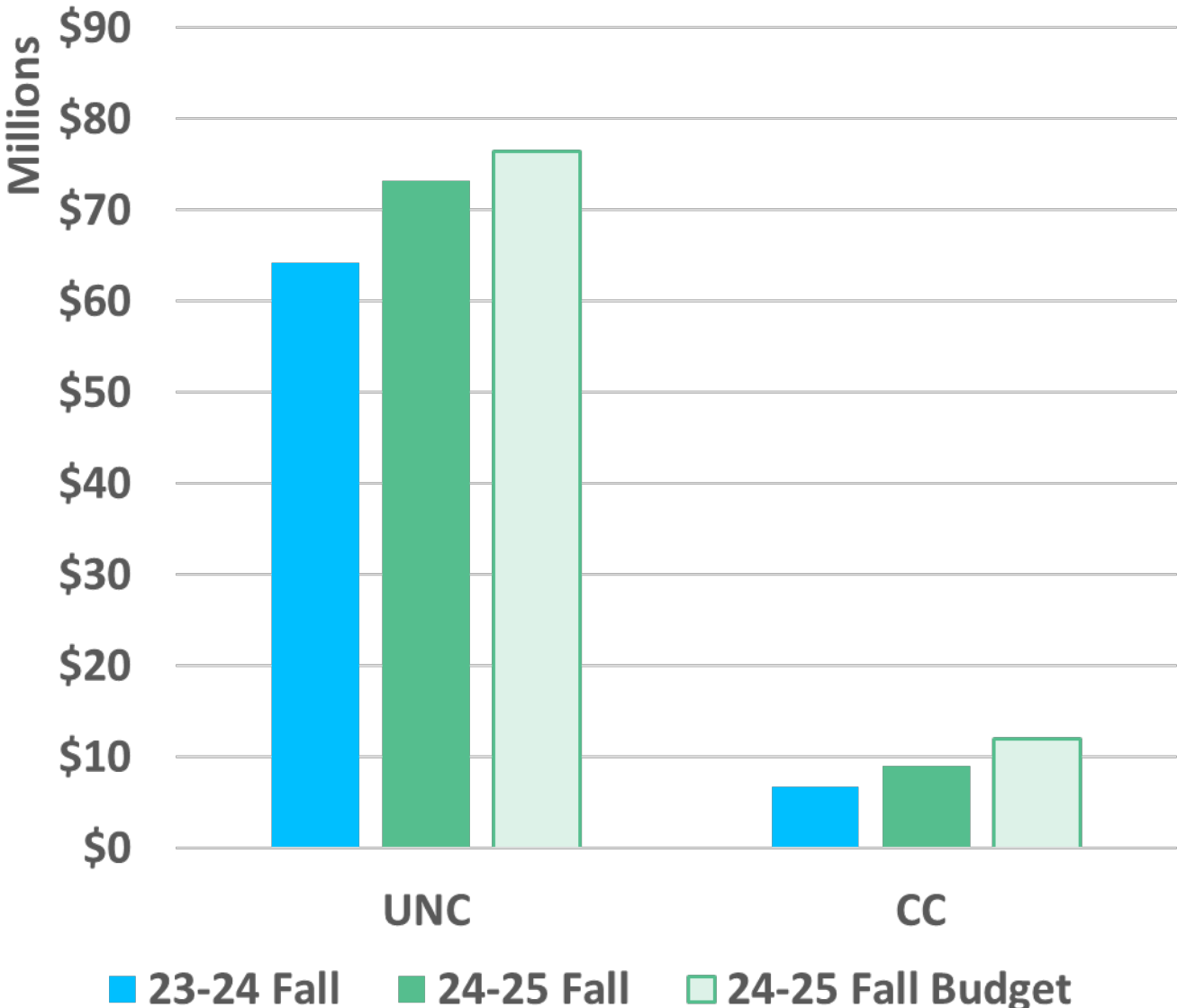
- Combines federal Pell Grants and state funds to ensure students get at least the minimum awards of \$5,000 for UNC and \$3,000 for NCCCS
- Eligible students have AGI \leq \$80,000 and SAI (federal need calculation) \leq 7,500
- More aid is available based on need

NEXT NC SCHOLARSHIP VS. 2023-24

Fall Certified Students

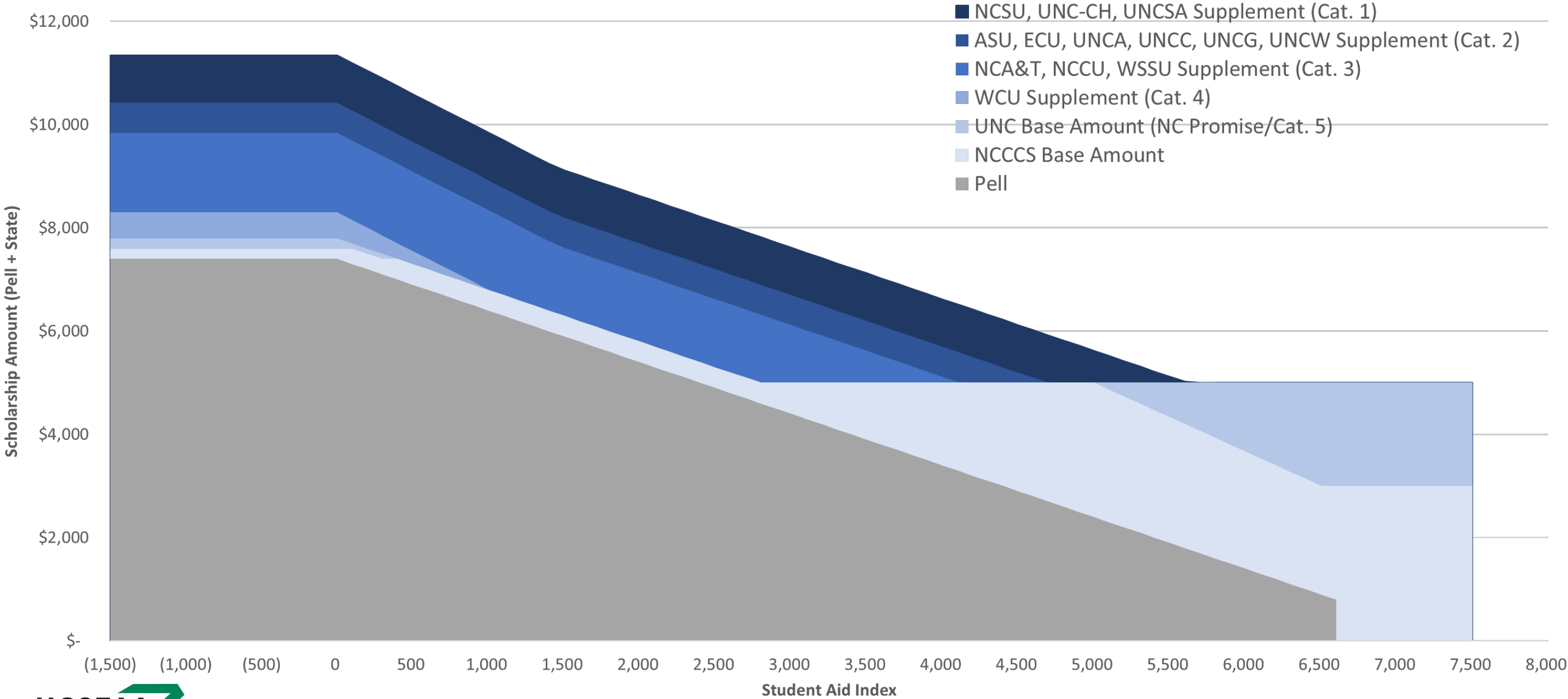


Fall Certified Awards



FUNDING AMOUNTS

Next NC Awards



HELENE RECOVERY

- Senate Bill 743 enacted, included a number of student aid provisions:
 - Section 4A.7: Additional aid to impacted state grant recipients
 - Section 4A.6: Emergency grants (similar to Florence)
 - Sections 4A.3 and 4A.4: Tuition grants for certain CCs and UNCA

Summary of Aid to Students in S743 and Estimated Cost by Sector and Student Type

UNC System

NCCCS

Green: Done
Orange: SEAA
Blue: CFI Grant System
Gray: Ed Sector Partners

Private Colleges

Demonstrated impact

Section 4A.4:

\$5.5M for UNCA tuition grant

Section 4A.3:

\$5M for CC tuition grant

Section 4A.6

\$10.5M for CC emergency grants

\$1M for NBS school emergency grants

\$5M for UNC Emergency Grants of up to \$2,500

SAI ≤7,500

Next NC Helene students at other UNC

Next NC Helene students at other CCs

NBS Helene students at other schools

Section 4A.7 for UNC and NCCCS: \$19.1M (\$3.5M new)

Sec. 4A.7 for Private Colleges: \$2.5M

Next NC Students at ASU, UNCA, WCU

Next NC Students at 14 CC-Helene colleges

NBS Private-Helene institution students

9/28 counties + Swain

Any FEMA County

WHAT'S NEXT?
