



MEETING OF THE BOARD OF GOVERNORS
Committee on Budget and Finance

February 23, 2022 at 10:00 a.m.
Via Videoconference and PBS North Carolina Live Stream
UNC System Office
140 Friday Center Drive, Board Room
Chapel Hill, North Carolina

AGENDA

- A-1. Authorization of Tuition for 2022-23Jennifer Haygood
- A-2. Authorization of Fees for 2022-23Jennifer Haygood
- A-3. Proposed Funding Model Changes Lee Roberts and Jennifer Haygood
- A-4. Adjourn



AGENDA ITEM

A-1. Authorization of Tuition for 2022-23Jennifer Haygood

Situation: Tuition rates for undergraduate and graduate students, including professional schools, are recommended for approval. The Board of Governors recommended no increases for resident students due to the COVID-19 pandemic. Several institutions are requesting increases to nonresident rates.

Background: G.S. 116-143 requires that the Board of Governors of the University of North Carolina System fix the tuition and fees, not inconsistent with the actions of the General Assembly, at the constituent institutions of the UNC System. The 2016 General Assembly enacted a new guaranteed tuition program that fixes tuition rates for those first-time, full-time resident undergraduates and new transfer students who remain continuously enrolled for eight consecutive semesters or the equivalent number of remaining semesters for transfer students. Resident undergraduate tuition rates for 2022-23 will only apply to the cohort of students that enroll in the fall of 2022.

Assessment: The institutions have submitted 2022-23 tuition proposals in accordance with legislative and UNC System Office guidelines for consideration by the Board.

Action: This item requires a vote by the committee and a vote by the full Board of Governors.

A-2. Authorization of Tuition for 2022-23

The following RESOLUTION for the 2022-23 academic year reflects the tuition increases proposed by the institutions. The Board of Governors recommended no increases for resident students due to the COVID-19 pandemic. Several institutions are requesting increases to nonresident rates.

The 2016 General Assembly enacted a guaranteed tuition program that fixes tuition rates for first-time full-time resident undergraduates and transfer students that remain continuously enrolled for eight consecutive semesters or the equivalent number of remaining semesters for transfer students. Resident undergraduate tuition rates for 2022-23 will only apply to the cohort of students that enroll in the fall of 2022. The chancellors and their boards of trustees requested tuition rate increases for students consistent with legislative and UNC System Office guidelines.

RESOLUTION AUTHORIZING TUITION

WHEREAS, G.S. 116-143 requires that the Board of Governors of the University of North Carolina System shall fix the tuition and fees, not inconsistent with the actions of the General Assembly, at the UNC System constituent institutions.

NOW, THEREFORE, BE IT RESOLVED, that, effective with the Fall Term of 2022, the constituent institutions are authorized to charge and collect the following tuition rates.

I. 2022-23 Tuition Rates

In accordance with legislative and UNC System Office guidelines, institutions submitted tuition and fee proposals for 2022-23. The tuition amounts for all programs are shown on pages 3 through 9.

A. *Increases in Tuition for Nonresident Students*

Seven universities are proposing increases for their nonresident students. Two institutions propose increases for their undergraduate nonresidents (ASU, UNC-CH), one institution proposes an increase for its graduate nonresidents (UNCP), and four institutions propose increases for all nonresidents (NCCU, NCSU, UNCC, UNCW).

Appalachian State University

Nonresident Undergraduates – \$397

ASU requests an increase of 2.0% for its nonresident undergraduates, which would bring its nonresident undergraduate tuition to \$20,246. The projected additional revenue would support three new faculty positions, one academic advisor, one position in the Office of Disability Resources, and one position in Enrollment management.

North Carolina Central University

Nonresident Undergraduates – \$329

Nonresident Graduates – \$354

NCCU requests a 2.0% increase for all of its nonresident students. This would bring its nonresident undergraduate rate to \$16,764 and its nonresident graduate rate to \$17,339. The projected additional revenue would be used to improve undergraduate degree efficiency, academic advising and coaching, transfer student engagement, and graduate assistantships.

North Carolina State University

Nonresident Undergraduates – \$956

Nonresident Graduates – \$1,219

NCSU requests a 3.5% increase for nonresident undergraduates and a 4.5% increase for nonresident graduates. This would bring its nonresident undergraduate rate to \$28,276 and its nonresident graduate rate to \$28,301. The projected additional revenue would be used to improve quality and accessibility, fund faculty promotional increases, and support need-based financial aid and the graduate student support plan.

UNC Chapel Hill

Nonresident Undergraduates – \$698

UNC-CH requests a 2.0% increase for nonresident undergraduates. This would bring its nonresident undergraduate rate to \$35,580. The projected additional revenue would be used to fund faculty salaries and support.

UNC Charlotte

Nonresident Undergraduates – \$690

Nonresident Graduates – \$711

UNC Charlotte requests a 4.0% increase for all nonresident students. This would bring the nonresident undergraduate rate to \$17,936 and the nonresident graduate rate to \$18,482. The projected additional revenue would be used to fund student success initiatives.

UNC Pembroke

Nonresident Graduates – \$505

UNC Pembroke requests a 3.0% increase for nonresident graduate tuition, bringing the rate to \$17,339. The generated revenue would fund faculty recruitment and academic support, include tutoring services, advising needs, peer mentoring, and non-traditional teaching formats.

UNC Wilmington

Nonresident Undergraduates – \$555

Nonresident Graduates – \$556

UNC Wilmington requests a 3.0% increase for all nonresidents. This would increase the nonresident undergraduate rate to \$19,063 and the nonresident graduate rate to \$19,104. The additional revenue would be used to support graduate tuition remission and faculty and staff retention.

B. Increases in Tuition for Professional Schools

Four universities are proposing graduate professional school tuition increases for 2022-23. The rates require Board of Governors approval.

UNC-Chapel Hill

Master of Public Policy – new established rates – \$19,052, residents/\$37,344, nonresidents

UNC-Chapel Hill requests approval for a school-based tuition of \$8,500 tuition for its new, board-approved, Master of Public Policy. The revenue generated would be used to support one faculty position, additional instructional and student support, and financial aid.

Master of Business Administration – \$1,275 for nonresidents

UNC-Chapel Hill requests approval to increase the nonresident tuition for its MBA program by \$1,275. This 2.0% increase would bring the total tuition rate to \$65,015 for 2022-23. The revenue generated would fund program support/faculty and student aid and fellowships.

MBA for Executives (evening) – \$6,204 for all students (receipts-supported)

UNC-Chapel Hill requests approval to increase the total program rate for its receipts-supported MBA for Executives (evening) by \$6,204. The full program rate would increase by 7.0% to \$94,812. As it is a receipts-supported program, resident and nonresident students pay the same rate, which covers the full cost of the 24-month program. The revenue generated would support faculty salaries, technology, marketing, career services, and financial aid.

MPH@UNC – new established rates – \$72,870 for all students (receipts-supported)

UNC-Chapel Hill requests approval to establish a new program-based rate for its MPH@UNC. Students currently enrolled in the program pay the rate for the Master of Public Health. Due to the change in credit hour billing, those students were paying a higher rate than their on-campus counterparts. The proposed new rate would be a reduction for those students, creating equity with the on-campus program. This program is a receipts-supported program, so resident and nonresident students pay the same rate, which covers the full cost of the program (typically 24 months).

UNC Charlotte

eMBA – new established rates – \$13,127, residents/\$27,272, nonresidents

UNC Charlotte is requesting to establish new tuition rates for the online MBA program. This is an existing program, but a new delivery method approved by the System Office under its delegated authority. The proposed school-based tuition would be \$8,760. The revenue generated would support career and professional development, faculty and staff supplemental wages, expanded student services, enhanced information technology, and financial aid.

MS-Computer Engineering – \$1,800 for nonresidents

UNC Charlotte requests a nonresident tuition increase of \$1,800 for its Master of Computer Engineering. This increase is in addition to the proposed 4.0% increase to all nonresident tuition and UNCC. The total proposed rate would be \$20,282, which is a 14.0% increase, bringing it consistent with other engineering programs at UNCC. The revenue generated would support an enhancement of the laboratory equipment and new teaching assistants.

UNC Greensboro

PhD-Computer Science – new established rates – \$7,019, residents/\$20,737, nonresidents

UNC Greensboro is requesting to establish new tuition rates for the PhD of Computer Science program approved by the Board of Governors in the spring of 2021. The tuition revenue generated would support one graduate assistant and administrative support.

Western Carolina University

MS-Athletic Training – Reduction of \$700

Western Carolina requests a reduction of \$700 to its Master of Athletic Training due to an accreditation change requiring less faculty travel for clinic education site evaluation. WCU proposes passing on the savings due to reduced program administration costs to the students enrolled in the program. This would reduce the tuition to \$5,435 for residents and \$15,842 for nonresidents.

C. 2022-23 Increases in Regular Tuition Rates

Institution		N.C. Residents		Nonresidents		
		From	To	From	To	
North Carolina State University	<i>UG</i>	6,535.00	6,535.00	27,320.00	28,276.00	
	<i>Grad</i>	9,095.00	9,095.00	27,082.00	28,301.00	
College of Veterinary Medicine						
	D.V.M. Candidate	<i>Grad</i>	17,039.00	17,039.00	45,741.00	46,960.00
	Veterinary Graduate	<i>Grad</i>	9,095.00	9,095.00	27,082.00	28,301.00
Institute for Advanced Analytics						
	Master of Advanced Analytics	<i>Grad</i>	19,095.00	19,095.00	37,082.00	38,301.00
College of Management						
	Master of Accounting	<i>Grad</i>	22,157.00	22,157.00	40,082.00	41,301.00
	Master of Business Admin.	<i>Grad</i>	23,220.00	23,220.00	41,692.00	42,911.00
	Master of Global Luxury & Management	<i>Grad</i>	23,220.00	23,220.00	41,692.00	42,911.00
College of Design						
	Bachelor of Architecture (5th year)	<i>UG</i>	7,935.00	7,935.00	28,720.00	29,676.00
	Master of Architecture	<i>Grad</i>	10,495.00	10,495.00	28,482.00	29,701.00
	Master of Landscape Architecture	<i>Grad</i>	10,495.00	10,495.00	28,482.00	29,701.00
	Master of Art and Design	<i>Grad</i>	10,495.00	10,495.00	28,482.00	29,701.00
	Master of Graphic Design	<i>Grad</i>	10,495.00	10,495.00	28,482.00	29,701.00
	Master of Industrial Design	<i>Grad</i>	10,495.00	10,495.00	28,482.00	29,701.00
	Doctorate of Design	<i>Grad</i>	13,095.00	13,095.00	31,082.00	32,301.00
College of Engineering						
	MS in Chemical Engineering	<i>Grad</i>	11,495.00	11,495.00	29,482.00	30,701.00
	MS in Computer Engineering	<i>Grad</i>	13,895.00	13,895.00	31,882.00	33,101.00
	MS in Electrical Engineering	<i>Grad</i>	13,895.00	13,895.00	31,882.00	33,101.00
	MS in Electric Power Systems Engineering	<i>Grad</i>	13,895.00	13,895.00	31,882.00	33,101.00
	Joint Department (NC State & UNC-CH) of					
	Biomedical Engineering - MS TraIn	<i>Grad</i>	13,395.00	13,395.00	31,382.00	32,601.00
	MS in Computer Networking (CSC & ECE)	<i>Grad</i>	13,895.00	13,895.00	31,882.00	33,101.00
	Master of Computer Science	<i>Grad</i>	14,695.00	14,695.00	32,682.00	33,901.00
	MS in Computer Science	<i>Grad</i>	14,695.00	14,695.00	32,682.00	33,901.00
College of Sciences						
	Master of Financial Mathematics	<i>Grad</i>	19,095.00	19,095.00	37,082.00	38,301.00
College of Agriculture and Life Sciences						
	Master of Microbial Biotechnology	<i>Grad</i>	9,095.00	9,095.00	27,082.00	28,301.00
UNC-Chapel Hill						
	<i>UG</i>	7,019.00	7,019.00	34,882.00	35,580.00	
	<i>Grad</i>	10,552.00	10,552.00	28,844.00	28,844.00	
School of Business						
	Master of Accounting (includes summer)	<i>Grad</i>	41,711.00	41,711.00	62,683.00	62,683.00
	MBA	<i>Grad</i>	48,051.00	48,051.00	63,740.00	65,015.00
	Receipts-Supported Business Programs:					
	MAC Online (15 months)	<i>Grad</i>	69,425.00	69,425.00	69,425.00	69,425.00
	MBA for Execs. Evening (24 mos.)	<i>Grad</i>	88,608.00	94,812.00	88,608.00	94,812.00
	MBA for Execs. Weekend (20 mos.)	<i>Grad</i>	119,305.00	119,305.00	119,305.00	119,305.00
	MBA @ UNC (24 mos./online)	<i>Grad</i>	125,589.00	125,589.00	125,589.00	125,589.00
Graduate School/Sch. of Info. & Lib. Science						
	PSM in Biomedical Health Informatics	<i>Grad</i>	16,802.00	16,802.00	35,094.00	35,094.00

C. 2022-23 Increases in Regular Tuition Rates (continued)

Institution		North Carolina		Nonresidents	
		From	To	From	To
UNC-Chapel Hill (continued)					
Graduate School					
PSM in Toxicology	<i>Grad</i>	18,552.00	18,552.00	36,278.00	36,278.00
Sch. of Journalism and Media	<i>Grad</i>	13,135.00	13,135.00	29,702.00	29,702.00
MA Media & Communication	<i>Grad</i>	14,885.00	14,885.00	31,452.00	31,452.00
School of Law					
Juris Doctor - new students	<i>Grad</i>	21,141.00	21,141.00	40,787.00	40,787.00
Juris Doctor - returning students	<i>Grad</i>	21,141.00	21,141.00	38,287.00	38,287.00
International LLM	<i>Grad</i>		N/A	44,314.00	44,314.00
School of Education					
Master of Arts in Teaching	<i>Grad</i>	11,552.00	11,552.00	29,278.00	29,278.00
Master in School Administration	<i>Grad</i>	11,552.00	11,552.00	29,278.00	29,278.00
Master in Educational Innovation, Technology & Entrepreneurship	<i>Grad</i>	18,552.00	18,552.00	36,278.00	36,278.00
School of Government (MPA)	<i>Grad</i>	11,552.00	11,552.00	29,278.00	29,278.00
MPA @ UNC (27 months-receipts supported)	<i>Grad</i>	54,405.00	54,405.00	54,405.00	54,405.00
School of Info. & Library Science					
MS in Information Science	<i>Grad</i>	14,052.00	14,052.00	31,778.00	31,778.00
MS in Library Science	<i>Grad</i>	14,052.00	14,052.00	31,778.00	31,778.00
Post Masters Certificate	<i>Grad</i>	16,552.00	16,552.00	34,278.00	34,278.00
PSM in Digital Curation	<i>Grad</i>	18,712.00	18,712.00	37,458.00	37,458.00
School of Social Work (MSW)	<i>Grad</i>	14,602.00	14,602.00	32,578.00	32,578.00
College of Arts and Sciences	<i>Grad</i>	10,552.00	10,552.00	28,844.00	28,844.00
Master of Public Policy	<i>Grad</i>		19,052.00		37,344.00
<i>Health Affairs</i>					
School of Pharmacy					
Pharm D	<i>Grad</i>	22,387.00	22,387.00	44,948.00	44,948.00
School of Nursing					
MS in Nursing	<i>Grad</i>	17,352.00	17,352.00	35,078.00	35,078.00
Post Masters of Science in Nursing	<i>Grad</i>	17,352.00	17,352.00	35,078.00	35,078.00
Doctor of Nursing Practice	<i>Grad</i>	17,352.00	17,352.00	35,078.00	35,078.00
School of Public Health					
	<i>UG</i>	7,019.00	7,019.00	34,198.00	34,896.00
	<i>Grad</i>	11,418.00	11,418.00	28,387.00	28,387.00
Master of Public Health	<i>Grad</i>	18,418.00	18,418.00	35,387.00	35,387.00
MPH@UNC	<i>Grad</i>		72,870.00		72,870.00
MS in Public Health	<i>Grad</i>	18,418.00	18,418.00	35,387.00	35,387.00
Master of Healthcare Administration	<i>Grad</i>	18,418.00	18,418.00	35,387.00	35,387.00
MS in Environmental Engineering	<i>Grad</i>	12,618.00	12,618.00	29,587.00	29,587.00
DrPH	<i>Grad</i>	16,418.00	16,418.00	33,387.00	33,387.00
School of Medicine					
M.D.	<i>Grad</i>	32,746.00	32,746.00	60,140.00	60,140.00
MS-Traln (Joint Dept. of BME with NC State)	<i>Grad</i>	14,852.00	14,852.00	32,578.00	32,578.00
Medical Technology	<i>UG</i>	7,019.00	7,019.00	34,198.00	34,896.00

C. 2022-23 Increases in Regular Tuition Rates (continued)

Institution		North Carolina		Nonresidents	
		From	To	From	To
UNC-Chapel Hill (continued)					
School of Dentistry					
D.D.S.	<i>Grad</i>	35,609.00	35,609.00	62,124.00	62,124.00
ASPID (receipts supported)	<i>Grad</i>	115,000.00	115,000.00	115,000.00	115,000.00
Dental Hygiene	<i>UG</i>	7,019.00	7,019.00	34,198.00	34,896.00
Dental Graduate (except Oral and Craniofacial Biomedicine)	<i>Grad</i>	12,153.00	12,153.00	30,000.00	30,000.00
Dental MS Programs (except Oral and Craniofacial Biomedicine & Dental Hygiene)	<i>Grad</i>	16,609.00	16,609.00	35,124.00	35,124.00
MS in Dental Hygiene	<i>Grad</i>	14,353.00	14,353.00	32,200.00	32,200.00
Oral & Craniofacial Biomedicine (MS & PhD)	<i>Grad</i>	10,552.00	10,552.00	28,278.00	28,278.00
School of Medicine/Allied Health Sciences					
Master of Clinical Laboratory Science	<i>Grad</i>	18,402.00	18,402.00	36,128.00	36,128.00
Master of Radiologic Science	<i>Grad</i>	18,402.00	18,402.00	36,128.00	36,128.00
Doctor of Audiology	<i>Grad</i>	18,402.00	18,402.00	36,128.00	36,128.00
Doctor of Physical Therapy - Entry Level Post-Prof. Transitional-Doctorate	<i>Grad</i>	18,402.00	18,402.00	36,128.00	36,128.00
Physical Therapy	<i>Grad</i>	18,402.00	18,402.00	36,128.00	36,128.00
MS in Occupational Therapy	<i>Grad</i>	18,402.00	18,402.00	36,128.00	36,128.00
MS in Clinical Rehabilitation and Mental Health Counseling	<i>Grad</i>	18,402.00	18,402.00	36,128.00	36,128.00
MS in Speech-Language Pathology	<i>Grad</i>	18,402.00	18,402.00	36,128.00	36,128.00
Physician Assistant (includes summer)	<i>Grad</i>	28,359.00	28,359.00	50,874.00	50,874.00
East Carolina University					
	<i>UG</i>	4,452.00	4,452.00	20,729.00	20,729.00
	<i>Grad</i>	4,749.00	4,749.00	17,898.00	17,898.00
Master of Business Admin.	<i>Grad</i>	6,999.00	6,999.00	20,148.00	20,148.00
Master of Science in Accounting	<i>Grad</i>	6,999.00	6,999.00	20,148.00	20,148.00
Business Analytics Certificate	<i>Grad</i>	6,999.00	6,999.00	20,148.00	20,148.00
Hospitality Management Certificate	<i>Grad</i>	6,999.00	6,999.00	20,148.00	20,148.00
Management Info. Systems Certificate	<i>Grad</i>	6,999.00	6,999.00	20,148.00	20,148.00
Marketing Certificate	<i>Grad</i>	6,999.00	6,999.00	20,148.00	20,148.00
Project Management Certificate	<i>Grad</i>	6,999.00	6,999.00	20,148.00	20,148.00
Supply Change Management Certificate	<i>Grad</i>	6,999.00	6,999.00	20,148.00	20,148.00
MS in Sustainable Tourism & Hospitality	<i>Grad</i>	4,749.00	4,749.00	17,898.00	17,898.00
Sustainable Tourism Certificate	<i>Grad</i>	6,999.00	6,999.00	20,148.00	20,148.00
MS in Athletic Training	<i>Grad</i>	4,749.00	4,749.00	17,898.00	17,898.00
School of Dental Medicine	<i>Grad</i>	29,944.00	29,944.00	N/A	
School of Medicine	<i>Grad</i>	20,252.00	20,252.00	48,649.00	48,649.00
Master of Public Health	<i>Grad</i>	6,549.00	6,549.00	19,698.00	19,698.00
MS in Communication Science & Disorders	<i>Grad</i>	7,749.00	7,749.00	20,898.00	20,898.00
MS in Nursing	<i>Grad</i>	6,999.00	6,999.00	20,148.00	20,148.00
Post Masters of Science in Nursing	<i>Grad</i>	6,999.00	6,999.00	20,148.00	20,148.00
Doctor of Nursing	<i>Grad</i>	6,999.00	6,999.00	20,148.00	20,148.00
Doctor of Nursing Practice	<i>Grad</i>	7,799.00	7,799.00	20,948.00	20,948.00
MS in Occupational Therapy	<i>Grad</i>	6,149.00	6,149.00	19,298.00	19,298.00
Master of Social Work	<i>Grad</i>	5,361.00	5,361.00	18,510.00	18,510.00
Doctor of Audiology	<i>Grad</i>	7,149.00	7,149.00	20,298.00	20,298.00
Doctor of Physical Therapy	<i>Grad</i>	6,829.00	6,829.00	19,978.00	19,978.00

C. 2022-23 Increases in Regular Tuition Rates (continued)

Institution		North Carolina		Nonresidents	
		From	To	From	To
East Carolina University (continued)					
Physician Assistant	<i>Grad</i>	8,686.00	8,686.00	21,835.00	21,835.00
Doctor of Philosophy in Communication Sciences & Disorders	<i>Grad</i>	7,149.00	7,149.00	20,298.00	20,298.00
N.C. A&T State University					
	<i>UG</i>	3,540.00	3,540.00	17,050.00	17,050.00
	<i>Grad</i>	4,745.00	4,745.00	17,545.00	17,545.00
Master of Accountancy	<i>Grad</i>	4,745.00	4,745.00	19,545.00	19,545.00
Master of Business Administration	<i>Grad</i>	7,745.00	7,745.00	20,150.00	20,150.00
Joint School of Nanoscience and Nanoengineering with UNCG	<i>Grad</i>	5,219.00	5,219.00	18,937.00	18,937.00
Joint Masters in Social Work with UNCG	<i>Grad</i>	5,219.00	5,219.00	18,562.87	18,562.87
Joint Ph.D. in Social Work with UNCG	<i>Grad</i>	5,219.00	5,219.00	18,562.87	18,562.87
UNC Charlotte					
	<i>UG</i>	3,812.00	3,812.00	17,246.00	17,936.00
	<i>Grad</i>	4,337.00	4,337.00	17,771.00	18,482.00
College of Business					
Master of Accountancy	<i>Grad</i>	10,337.00	10,337.00	23,771.00	24,482.00
Master of Business Administration	<i>Grad</i>	10,337.00	10,337.00	23,771.00	24,482.00
Master of Business Administration (online)	<i>Grad</i>		13,127.00		27,272.00
Doctor in Business Administration	<i>Grad</i>	25,337.00	25,337.00	38,771.00	39,482.00
MS in Management	<i>Grad</i>	10,337.00	10,337.00	23,771.00	24,482.00
Business Foundations Certificate	<i>Grad</i>	10,337.00	10,337.00	23,771.00	24,482.00
Business Analytics Certificate	<i>Grad</i>	10,337.00	10,337.00	23,771.00	24,482.00
Entrepreneurship & Innovation Certificate	<i>Grad</i>	10,337.00	10,337.00	23,771.00	24,482.00
MBA Plus Certificate	<i>Grad</i>	10,337.00	10,337.00	23,771.00	24,482.00
MS in Economics	<i>Grad</i>	10,337.00	10,337.00	23,771.00	24,482.00
Applied Econometrics Certificate	<i>Grad</i>	10,337.00	10,337.00	23,771.00	24,482.00
MS in Mathematical Finance	<i>Grad</i>	10,337.00	10,337.00	23,771.00	24,482.00
MS in Real Estate	<i>Grad</i>	10,337.00	10,337.00	23,771.00	24,482.00
Real Estate & Financial Devel. Certificate	<i>Grad</i>	10,337.00	10,337.00	23,771.00	24,482.00
College of Arts & Architecture					
Master of Architecture	<i>Grad</i>	6,087.00	6,087.00	19,521.00	20,232.00
MS in Architecture	<i>Grad</i>	4,337.00	4,337.00	17,771.00	18,482.00
Master of Urban Design	<i>Grad</i>	6,087.00	6,087.00	19,521.00	20,232.00
College of Business and the College of Computing and Informatics					
PSM in Data Science & Business Analytics	<i>Grad</i>	11,337.00	11,337.00	24,771.00	25,482.00
Data Science Business Analytics Certificate	<i>Grad</i>	11,337.00	11,337.00	24,771.00	25,482.00
College of Liberal Arts & Sciences					
Master of Industrial/Organizational Psychology					
	<i>Grad</i>	6,737.00	6,737.00	20,171.00	20,882.00
Biotechnology Certificate	<i>Grad</i>	7,037.00	7,037.00	20,471.00	21,182.00
Biomedical Sciences Certificate	<i>Grad</i>	7,037.00	7,037.00	20,471.00	21,182.00

C. 2022-23 Increases in Regular Tuition Rates (continued)

Institution		North Carolina		Nonresidents	
		From	To	From	To
UNC Charlotte (continued)					
College of Computing and Informatics					
MS in Computer Science	<i>Grad</i>	8,337.00	8,337.00	21,771.00	22,482.00
MS in Information Technology	<i>Grad</i>	8,337.00	8,337.00	21,771.00	22,482.00
MS in Cyber Security	<i>Grad</i>	8,337.00	8,337.00	21,771.00	22,482.00
Network Security Certificate	<i>Grad</i>	8,337.00	8,337.00	21,771.00	22,482.00
Secure Software Development Certificate	<i>Grad</i>	8,337.00	8,337.00	21,771.00	22,482.00
Bioinformatics Applications Certificate	<i>Grad</i>	7,037.00	7,037.00	20,471.00	21,182.00
Bioinformatics Technology Certificate	<i>Grad</i>	7,037.00	7,037.00	20,471.00	21,182.00
PSM in Bioinformatics	<i>Grad</i>	7,037.00	7,037.00	20,471.00	21,182.00
Advanced Databases & Knowledge					
Discovery Certificate	<i>Grad</i>	8,337.00	8,337.00	21,771.00	22,482.00
Game Design & Development Certificate	<i>Grad</i>	8,337.00	8,337.00	21,771.00	22,482.00
Management of Information Technology					
Certificate	<i>Grad</i>	8,337.00	8,337.00	21,771.00	22,482.00
Information Security & Privacy Certificate	<i>Grad</i>	8,337.00	8,337.00	21,771.00	22,482.00
Human-Computer Interaction Certificate	<i>Grad</i>	8,337.00	8,337.00	21,771.00	22,482.00
College of Health and Human Services					
Master of Health Administration	<i>Grad</i>	7,037.00	7,037.00	20,471.00	21,182.00
Master of Public Health	<i>Grad</i>	4,937.00	4,937.00	18,371.00	19,082.00
MS in Respiratory Care	<i>Grad</i>	5,337.00	5,337.00	18,771.00	19,482.00
MS in Nursing (excludes MSN Anesthesia track)	<i>Grad</i>	5,537.00	5,537.00	18,971.00	19,682.00
Nursing Post-Masters Certificate	<i>Grad</i>	5,537.00	5,537.00	18,971.00	19,682.00
Advanced Practice RN Post-Masters Cert.	<i>Grad</i>	5,537.00	5,537.00	18,971.00	19,682.00
Doctor of Nursing Practice	<i>Grad</i>	9,137.00	9,137.00	22,571.00	23,282.00
PhD of Public Health Sciences	<i>Grad</i>	6,137.00	6,137.00	19,571.00	20,282.00
PSM of Health Informatics	<i>Grad</i>	7,037.00	7,037.00	20,471.00	21,182.00
Public Health Core Concepts Certificate	<i>Grad</i>	4,937.00	4,937.00	18,371.00	19,082.00
Community Health Certificate	<i>Grad</i>	4,937.00	4,937.00	18,371.00	19,082.00
Health Informatics Certificate	<i>Grad</i>	7,037.00	7,037.00	20,471.00	21,182.00
Master of Social Work	<i>Grad</i>	4,337.00	4,337.00	17,771.00	18,482.00
Ph.D. in Health Services Research	<i>Grad</i>	4,337.00	4,337.00	17,771.00	18,482.00
College of Engineering					
Master of Fire Protection & Admin.	<i>Grad</i>	6,137.00	6,137.00	19,571.00	20,282.00
MS in Engineering	<i>Grad</i>	6,137.00	6,137.00	19,571.00	20,282.00
MS in Civil Engineering	<i>Grad</i>	6,137.00	6,137.00	19,571.00	20,282.00
Ph.D. in Civil Engineering	<i>Grad</i>	4,337.00	4,337.00	17,771.00	18,482.00
MS in Electrical Engineering	<i>Grad</i>	6,137.00	6,137.00	19,571.00	20,282.00
MS in Mechanical Engineering	<i>Grad</i>	6,137.00	6,137.00	19,571.00	20,282.00
MS in Computer Engineering	<i>Grad</i>	4,337.00	4,337.00	17,771.00	20,282.00
MS in Engineering Management	<i>Grad</i>	6,137.00	6,137.00	19,571.00	20,282.00
MS in Construction & Facilities Mgmt.	<i>Grad</i>	6,137.00	6,137.00	19,571.00	20,282.00
MS in Applied Energy & Electromechanical					
Systems	<i>Grad</i>	6,137.00	6,137.00	19,571.00	20,282.00
Ph.D. in Infrastructure & Envir. Systems	<i>Grad</i>	6,137.00	6,137.00	19,571.00	20,282.00
PhD in Electrical Engineering	<i>Grad</i>	6,137.00	6,137.00	19,571.00	20,282.00
PhD in Mechanical Engineering	<i>Grad</i>	6,137.00	6,137.00	19,571.00	20,282.00

C. 2022-23 Increases in Regular Tuition Rates (continued)

Institution		North Carolina		Nonresidents	
		From	To	From	To
UNC Greensboro	<i>UG</i>	4,422.00	4,422.00	19,581.00	19,581.00
	<i>Grad</i>	5,219.00	5,219.00	18,937.00	18,937.00
School of Business & Economics					
	<i>Grad</i>	9,779.00	9,779.00	23,497.00	23,497.00
	<i>Grad</i>	6,659.00	6,659.00	20,377.00	20,377.00
	<i>Grad</i>	9,779.00	9,779.00	23,497.00	23,497.00
	<i>Grad</i>	8,819.00	8,819.00	22,537.00	22,537.00
	<i>Grad</i>	8,819.00	8,819.00	22,537.00	22,537.00
	<i>Grad</i>	8,099.00	8,099.00	21,817.00	21,817.00
	<i>Grad</i>	9,779.00	9,779.00	23,497.00	23,497.00
	<i>Grad</i>	8,819.00	8,819.00	22,537.00	22,537.00
College of Arts and Sciences					
	<i>Grad</i>	7,019.00	7,019.00	20,737.00	20,737.00
	<i>Grad</i>		7,019.00		20,737.00
School of Education					
	<i>Grad</i>	5,939.00	5,939.00	19,657.00	19,657.00
	<i>Grad</i>	5,939.00	5,939.00	19,657.00	19,657.00
	<i>Grad</i>	5,939.00	5,939.00	19,657.00	19,657.00
	<i>Grad</i>	5,579.00	5,579.00	19,297.00	19,297.00
Graduate School					
	<i>Grad</i>	7,919.00	7,919.00	21,637.00	21,637.00
School of Health and Human Services					
	<i>Grad</i>	8,039.00	8,039.00	21,757.00	21,757.00
	<i>Grad</i>	7,775.00	7,775.00	21,493.00	21,493.00
	<i>Grad</i>	8,819.00	8,819.00	22,537.00	22,537.00
	<i>Grad</i>	8,819.00	8,819.00	22,537.00	22,537.00
School of Nursing					
	<i>Grad</i>	8,219.00	8,219.00	21,937.00	21,937.00
UNC Wilmington	<i>UG</i>	4,443.00	4,443.00	18,508.00	19,063.00
	<i>Grad</i>	4,719.00	4,719.00	18,548.00	19,104.00
School of Business					
	<i>Grad</i>	9,530.85	9,530.85	23,320.08	23,876.08
	<i>Grad</i>	6,919.00	6,919.00	20,748.00	21,304.00
	<i>Grad</i>	8,460.36	8,460.36	22,289.36	22,845.36
	<i>Grad</i>	8,460.36	8,460.36	22,289.36	22,845.36
	<i>Grad</i>	4,899.00	4,899.00	18,728.00	19,284.00
	<i>Grad</i>	9,819.00	9,819.00	23,648.00	24,204.00
	<i>Grad</i>	9,819.00	9,819.00	23,648.00	24,204.00
College of Arts and Sciences					
	<i>Grad</i>	8,594.00	8,594.00	22,423.00	22,979.00
	<i>Grad</i>	5,719.00	5,719.00	19,548.00	20,104.00
	<i>Grad</i>	5,739.00	5,739.00	19,568.00	20,124.00
	<i>Grad</i>	6,698.00	6,698.00	20,527.00	21,083.00
	<i>Grad</i>	6,698.00	6,698.00	20,527.00	21,083.00

C. 2022-23 Increases in Regular Tuition Rates (continued)

Institution		North Carolina		Nonresidents	
		From	To	From	To
UNC Wilmington (continued)					
College of Health and Human Services					
Doctor of Nursing Practice	<i>Grad</i>	6,059.00	6,059.00	19,888.00	20,444.00
Appalachian State University					
	<i>UG</i>	4,242.00	4,242.00	19,849.00	20,246.00
	<i>Grad</i>	4,839.00	4,839.00	19,849.00	19,849.00
MS in Accounting	<i>Grad</i>	8,439.00	8,439.00	23,449.00	23,449.00
Master of Business Admin.	<i>Grad</i>	8,439.00	8,439.00	23,449.00	23,449.00
MS in Applied Data Analytics	<i>Grad</i>	8,439.00	8,439.00	23,449.00	23,449.00
MS in Athletic Training	<i>Grad</i>	6,839.00	6,839.00	21,849.00	21,849.00
Master of Health Administration	<i>Grad</i>	7,839.00	7,839.00	22,849.00	22,849.00
Fayetteville State University					
	<i>UG</i>	2,982.00	1,000.00	14,590.00	5,000.00
	<i>Grad</i>	3,437.97	3,437.97	14,503.38	14,503.38
MBA Online	<i>Grad</i>	4,031.97	4,031.97	15,981.38	15,981.38
North Carolina Central University					
	<i>UG</i>	3,728.00	3,728.00	16,435.00	16,764.00
	<i>Grad</i>	4,740.00	4,740.00	17,694.00	18,048.00
Master of Business Admin.	<i>Grad</i>	5,540.00	5,540.00	18,494.00	18,848.00
School of Law, Returning Students	<i>Grad</i>	13,202.00	13,202.00	34,761.00	35,115.00
School of Law, New Students	<i>Grad</i>	13,444.00	13,444.00	36,116.00	36,470.00
Master of Public Administration	<i>Grad</i>	5,040.00	5,040.00	17,994.00	18,348.00
Master of Library Science	<i>Grad</i>	5,040.00	5,040.00	17,994.00	18,348.00
Executive MPA (receipts supported)	<i>Grad</i>	23,500.00	23,500.00	23,500.00	23,854.00
UNC Pembroke					
	<i>UG</i>	1,000.00	1,000.00	5,000.00	5,000.00
	<i>Grad</i>	4,280.00	4,280.00	16,834.00	17,339.00
Master of Business Administration	<i>Grad</i>	4,825.70	4,825.70	17,379.70	17,884.70
Master of Science in Nursing	<i>Grad</i>	4,495.00	4,495.00	17,049.00	17,554.00
MS in Athletic Training	<i>Grad</i>	5,775.00	5,775.00	18,329.00	18,834.00
Western Carolina University					
	<i>UG</i>	1,000.00	1,000.00	5,000.00	5,000.00
	<i>Grad</i>	4,435.00	4,435.00	14,842.00	14,842.00
College of Business					
Master of Accountancy	<i>Grad</i>	5,335.00	5,335.00	16,642.00	16,642.00
Master of Business Admin.	<i>Grad</i>	5,335.00	5,335.00	16,642.00	16,642.00
Master of Entrepreneurship	<i>Grad</i>	5,335.00	5,335.00	16,642.00	16,642.00
Master of Project Management	<i>Grad</i>	5,335.00	5,335.00	16,642.00	16,642.00
Master in Sport Management	<i>Grad</i>	5,335.00	5,335.00	16,642.00	16,642.00
Project Management Certificate	<i>Grad</i>	5,335.00	5,335.00	16,642.00	16,642.00
College of Health & Human Services					
Certified RN Anesthetist	<i>Grad</i>	9,235.00	9,235.00	19,642.00	19,642.00
Master of Comm. Sciences & Disorders	<i>Grad</i>	5,635.00	5,635.00	16,042.00	16,042.00
Doctor of Nursing Practice (DNP)	<i>Grad</i>	9,235.00	9,235.00	19,642.00	19,642.00
Doctor of Physical Therapy	<i>Grad</i>	5,255.00	5,255.00	17,743.00	17,743.00
Family Nurse Practitioner	<i>Grad</i>	5,035.00	5,035.00	15,442.00	15,442.00
Master of Social Work	<i>Grad</i>	5,035.00	5,035.00	15,442.00	15,442.00
MS in Athletic Training	<i>Grad</i>	6,135.00	5,435.00	16,542.00	15,842.00

C. 2022-23 Increases in Regular Tuition Rates (continued)

Institution		North Carolina		Nonresidents	
		From	To	From	To
Winston-Salem State University	<i>UG</i>	3,401.00	3,401.00	14,057.44	14,057.44
	<i>Grad</i>	3,872.00	3,872.00	14,406.61	14,406.61
Doctor of Nursing Practice (DNP)	<i>Grad</i>	5,872.00	5,872.00	16,406.61	16,406.61
Doctor of Physical Therapy	<i>Grad</i>	5,872.00	5,872.00	16,406.61	16,406.61
MS in Nursing	<i>Grad</i>	5,372.00	5,372.00	15,906.61	15,906.61
MS in Occupational Therapy	<i>Grad</i>	5,372.00	5,372.00	15,906.61	15,906.61
MS in Rehabilitation Counseling	<i>Grad</i>	4,714.00	4,714.00	15,248.61	15,248.61
Master in Healthcare Administration	<i>Grad</i>	4,872.00	4,872.00	16,406.61	16,406.61
UNC Asheville	<i>UG</i>	4,122.00	4,122.00	21,470.00	21,470.00
	<i>Grad</i>	4,914.00	4,914.00	21,236.00	21,236.00
Elizabeth City State University	<i>UG</i>	1,000.00	1,000.00	5,000.00	5,000.00
	<i>Grad</i>	3,375.43	3,375.43	16,437.13	16,437.13
UNC School of the Arts	<i>UG</i>	6,497.00	6,497.00	23,731.00	23,731.00
	<i>Grad</i>	9,196.00	9,196.00	23,899.00	23,899.00
High School		0.00	0.00	13,978.00	13,978.00

Proposed increases for professional schools may also include the requested campus-based increase for resident and nonresident graduate students.

II. 2022-23 Special Tuition Rates

Nonresident Graduate Students

Consistent with the General Statutes and by authorization of the Board of Governors through a resolution passed by the Board in 1983, the institutions are authorized to charge special tuition rates for nonresident graduate students.

For nonresident graduate students who are awarded a graduate teaching or research assistantship and who are paid a stipend of at least \$2,000 per academic year, the institution may award tuition remission to reduce the nonresident tuition rate to the in-state rate. For example, the nonresident graduate student tuition rate is proposed to increase from \$27,082 to \$28,301 at North Carolina State University for 2022-23. NC State's graduate nonresident students who are eligible to receive tuition remission will be charged the resident tuition rate, which will remain at \$9,095 for the 2022-23 academic year.

Each university receives a state appropriation for graduate tuition remissions and some universities supplement this appropriation from other non-state sources. Institutions may not provide graduate tuition remissions to all students. The number of awards is limited to those that meet the criteria and the budget availability.

Note: The 2011 General Assembly eliminated state appropriations for nonresident undergraduate tuition waivers that had been in place since 1983 [Sec. 9.13(b) of S.L. 2011-145].



AGENDA ITEM

A-2. Authorization of Fees for 2022-23 Jennifer Haygood

Situation: General Fees (Athletics, Health Services, Student Activities, Educational and Technology, and Campus Security), Debt Service, Application, and Special Fees are recommended for approval.

Background: G.S. 116-143 requires that the Board of Governors of the UNC System fix the tuition and fees, not inconsistent with the actions of the General Assembly, at the constituent institutions of the UNC System. The 2016 General Assembly enacted a provision that caps mandatory student fee increases (including debt service fees) to three percent per year.

Assessment: The institutions have submitted 2022-23 fee proposals in accordance with legislative and UNC System Office guidelines for consideration by the Board.

Action: This item requires a vote by the committee and a vote by the full Board of Governors.

A-3. Authorization of Fees for 2022-23

The following RESOLUTION for the 2022-23 academic year reflects fee increase proposals by each university. Chancellors requested fee increases consistent with the tuition and fee instructions, including a three percent cap on mandatory student fee increases enacted by the 2016 General Assembly.

RESOLUTION AUTHORIZING FEES

WHEREAS, G.S. 116-143 requires that the Board of Governors of the University of North Carolina System shall fix the tuition and fees, not inconsistent with the actions of the General Assembly, at the UNC System constituent institutions.

NOW, THEREFORE, BE IT RESOLVED, that, effective with Fall Term 2022, the constituent institutions are authorized to charge and collect the following fees.

Fee Guidelines

For 2022-23, the tuition and fee instructions allowed institutions to propose an increase in one fee if it was offset by a commensurate decrease to another fee (except for Debt Service), resulting in no net increase in the total of all mandatory fees.

The Board of Governors would also consider exceptional circumstances where all three of the following criteria apply to the specific mandatory fee proposed for an increase:

- o The fee was not increased in the last two years.
- o The fee increase will not support an increase in scope of services or activities (i.e., the increase will cover specific, identifiable inflationary cost increases).
- o Without the fee increase, the ending fund balance is projected to be less than four months of recurring expenses.

Athletics Fees

Athletics fee revenues provide funds for intercollegiate athletic programs and for the maintenance and operation of athletic facilities.

UNC Pembroke is requesting a \$20 increase (with a decrease to the Student Activities fee) to cover athletics training, gender equity and health insurance.

Additionally, four institutions have proposed athletic fee increases that meet the criteria for exceptional circumstances. Fayetteville State University is requesting a \$65 increase to cover compliance costs related to an audit of their athletic operations. NC Central University is requesting a \$15 increase to cover mandatory salary and benefit increases. UNC Asheville is requesting a \$25 increase to cover mandatory salary and benefit increases, team travel costs, and officiating. Western Carolina University is requesting an \$86 increase that will cover debt service costs to repair and renovate existing athletic facilities.

The proposed Athletics fees, effective Fall Term 2022, are listed below.

<i>Institution</i>	<i>Requested Change</i>	<i>Proposed 2022-23 Fee</i>
Appalachian State University	\$ –	\$783.00
East Carolina University	–	773.00
Elizabeth City State University	–	899.00
Fayetteville State University	65.00	833.00
North Carolina A&T State University	–	870.00
North Carolina Central University	15.00	862.00
North Carolina State University	–	232.00
UNC Asheville	25.00	880.00
UNC-Chapel Hill	–	279.00
UNC Charlotte	–	824.00
UNC Greensboro	–	780.00
UNC Pembroke	20.00	801.52
UNC Wilmington	–	774.55
UNC School of the Arts	N/A	N/A
Western Carolina University	86.00	868.00
Winston-Salem State University	–	780.00

Health Services Fees

Health Services fees finance health and medical services for students, including the maintenance and operation of student health centers. Most institutions increased health service fees in 2021-22 due to increased demand for counseling services during the past few years and especially during the COVID-19 pandemic. No additional increases are requested for 2022-23.

The proposed Health Services fees, effective Fall Term 2022, are listed below.

<i>Institution</i>	<i>Requested Change</i>	<i>Proposed 2022-23 Fee</i>
Appalachian State University	\$ –	\$335.00
East Carolina University	–	319.00
Elizabeth City State University	–	333.00
Fayetteville State University	–	287.00
North Carolina A&T State University	–	370.00
North Carolina Central University	–	312.66
North Carolina State University	–	445.00
UNC Asheville	–	403.00
UNC-Chapel Hill	–	410.15
UNC Charlotte	–	335.00
UNC Greensboro	–	372.00
UNC Pembroke	–	215.49
UNC Wilmington	–	246.07
UNC School of the Arts	–	882.00
Western Carolina University	–	350.00
Winston-Salem State University	–	340.00

Student Activities Fees

Student Activities fees provide funds for non-academic student services and for the maintenance and operation of facilities used in conjunction with those services. Included are funds to operate student unions and intramural facilities, and provide for student organizations, newspapers, yearbooks, and entertainment programs.

UNC Pembroke is requesting a reduction of \$20.00 in order to offset a proposed increase to the athletics fee.

Additionally, two institutions have requested fee increases under the criteria for exceptional circumstances. NC State is requesting a \$28.65 increase to fund student center operations and university wellness inflationary costs. UNC Asheville is requesting an increase of \$23.50 to fund increasing student employment costs and mandatory staff salary increases.

The proposed Student Activities fees, effective Fall Term 2022, are listed below.

<i>Institution</i>	<i>Requested Change</i>	<i>Proposed 2022-23 Fee</i>
Appalachian State University	\$ –	\$659.00
East Carolina University	–	702.00
Elizabeth City State University	–	738.00
Fayetteville State University	–	565.00
North Carolina A&T State University	–	714.25
North Carolina Central University		
Undergraduate	–	501.40
Graduate	–	426.80
Law	–	446.72
North Carolina State University	28.65	707.97
UNC Asheville	23.50	815.00
UNC-Chapel Hill		
Undergraduate	–	394.16
Graduate	–	372.18
Law	–	198.50
Pharmacy	–	7.50
UNC Charlotte	–	650.00
UNC Greensboro	–	577.00
UNC Pembroke	(20.00)	677.84
UNC Wilmington	–	698.95
UNC School of the Arts	–	748.00
High School	–	802.00
Western Carolina University	–	632.00
Winston-Salem State University	–	545.70

Educational and Technology Fees

Educational and Technology fees were instituted as a result of the study of student fees conducted by the Board of Governors in 1992-93 and adopted in May 1993. These fees cover specialized instructional supplies/services and scientific and information technology equipment not provided by state funds.

Under the criteria for exceptional circumstances, UNC Asheville is requesting a \$13.00 increase in order to fund rising student employment costs.

The proposed Educational and Technology fees, effective Fall Term 2022, are listed below.

<i>Institution</i>	<i>Requested Change</i>	<i>Proposed 2022-23 Fee</i>
Appalachian State University	\$ –	\$576.00
East Carolina University	–	403.00
Elizabeth City State University	–	326.00
Fayetteville State University	–	382.00
North Carolina A&T State University	–	469.06
North Carolina Central University	–	428.15
North Carolina State University	–	439.28
UNC Asheville	13.00	540.00
UNC-Chapel Hill	–	442.30
UNC Charlotte	–	622.00
UNC Greensboro	–	461.00
UNC Pembroke	–	533.91
UNC Wilmington	–	534.94
UNC School of the Arts	–	754.00
Western Carolina University	–	544.00
Winston-Salem State University	–	416.46

Campus Security Fee

The 2013-14 UNC Campus Security Initiatives Report included high priority recommendations for new initiatives, staffing, and security measures designed to benefit the UNC System institutions. The Board approved this fee in 2015.

The fee assessed to students by each institution provides the UNC System with approximately \$6 million annually to support implementation of priority needs, while incenting shared services, collaboration, group purchasing and efficiency on a system level, where most appropriate.

Last year, the Board of Governors approved a \$60 campus security fee at all institutions, except those that resulted in a total mandatory fee increase over three percent. The campus security fee at these institutions will automatically increase to \$60 in 2022-23. Five institutions have requested fee increases to meet this requirement.

The proposed Campus Security fees, effective Fall Term 2022, are listed below.

<i>Institution</i>	<i>Requested Change</i>	<i>Proposed 2022-23 Fee</i>
Appalachian State University	\$ –	\$60.00
East Carolina University	8.00	60.00
Elizabeth City State University	30.00	60.00
Fayetteville State University	–	60.00
North Carolina A&T State University	–	60.00
North Carolina Central University	–	60.00
North Carolina State University	–	60.00
UNC Asheville	–	60.00
UNC-Chapel Hill	–	60.00
UNC Charlotte	26.00	60.00
UNC Greensboro	6.00	60.00
UNC Pembroke	–	60.00
UNC Wilmington	–	60.00
UNC School of the Arts	–	60.00
Western Carolina University	–	60.00
Winston-Salem State University	29.00	60.00

Indebtedness Fees

Under the policy for the establishment of fees adopted by the Board of Governors in 1993 and revised in 2003, fees for the retirement of indebtedness are approved at the time a project is approved and established at the time that debt is incurred. Indebtedness fees, once established, remain in effect until the debt is retired.

NC State is reducing its debt service fee by \$35 due to the retirement of debt for student health services. UNC-Chapel Hill is reducing its debt service fee by \$39 due to expiring debt from student union renovations.

The proposed Indebtedness fees, effective for Fall Term 2022, are listed below.

<i>Institution</i>	<i>Requested Change</i>	<i>Proposed 2022-23 Fee</i>
Appalachian State University	\$ –	\$634.00
East Carolina University	–	445.00
Elizabeth City State University	–	–
Fayetteville State University	–	335.00
North Carolina A&T State University	–	588.00
North Carolina Central University	–	570.00
North Carolina State University	(35.00)	499.00
UNC Asheville	–	394.00
UNC-Chapel Hill	(39.00)	146.85
UNC Charlotte	–	720.00
UNC Greensboro	–	707.00
UNC Pembroke	–	206.00
UNC Wilmington	–	376.00
UNC School of the Arts	–	–
Western Carolina University	–	523.00
Winston-Salem State University	–	423.00

Special Fees

Special fees provide funds for specific needs that are not financed from other revenue sources. Special fees are charged *only* to students who participate in programs or activities financed from those fees. These are programs that have specialized instructional needs, e.g., programs in health affairs, law, business, engineering, and architecture. These programs are expensive and occur in curricula where students must obtain a “competitive edge” to acquire highly desirable jobs upon graduation.

East Carolina University has requested a \$195 increase to its dental housing fee in order to cover increased housing costs. Additionally, East Carolina University is requesting modifications to its dental preclinical educational materials fees, which are currently assessed to students with differential rates based on student level. The university proposes eliminating the level differentiation and increasing the fee to \$450 in order to fund additional costs for manikins due to licensure changes caused by COVID.

UNC Charlotte and Western Carolina University are requesting special fees of \$300 to cover mandatory assessment costs for their teacher education programs. The fee will cover the cost of one edTPA Assessment, which will allow student students to use their financial aid to cover the cost as part of their regular financial aid package.

The Special fees, effective for Fall Term 2022, are listed below.

<i>Institution</i>	<i>Requested Change</i>	<i>Proposed 2022-23 Fee</i>
East Carolina University		
Music	\$ –	\$ 35.00
SCUBA (basic class to advanced classes)	–	250 to 500
Clinical Skills	–	95.00
Dental Materials Fee	–	75.00
Dental Instrument Lease Fee	–	3,525.00
Dental Student Organization	–	60.00
AHEC-Dental Student Housing	195.00	1,395.00
Dental Preclinical Educ. Materials (yr. 1)	(225.00)	–
Dental Preclinical Educ. Materials (yr. 2)	(300.00)	–
Dental Preclinical Educ. Materials (yr. 3)	(360.00)	–
Dental Preclinical Educ. Materials	450.00	450.00
Nurse Midwifery Malpractice Insurance	–	725.00
College of Engineering & Tech. Science	–	300.00

<i>Institution</i>	<i>Requested Change</i>	<i>Proposed 2022-23 Fee</i>
Elizabeth City State University		
Flight Lab – Private Part I	\$ –	\$ 3,625.00
Flight Lab – Private Part II	–	2,875.00
Flight Lab – Instrument	–	5,000.00
Flight Lab – Commercial Part I	–	7,500.00
Flight Lab – Commercial Part II	–	7,500.00
Flight Lab – Multi-Engine Ground/Flight Lab	–	2,500.00
Flight Lab – CFI Ground/Flight Lab	–	4,000.00
Flight Lab – CFII	–	1,500.00
Flight Lab – MEI	–	3,000.00
Fayetteville State University		
Nursing Clinical	–	200.00
Student Teaching	–	200.00
Teacher Education Assessment	–	91.00
Social Work Field Experience	–	150.00
North Carolina A & T State University		
ELED 311 Reading Methods Exam	–	140.00
ELED 313/314 Reading Methods Exam	–	100.00
Horticulture Lab	–	35.00
Food & Nutritional Sciences 151 Lab	–	55.00
Food & Nutritional Sciences 442 Lab	–	19.00
Fashion Merchandising and Design Lab	–	14.00
North Carolina Central University		
ADA Dietetic Internship Program	–	425.50
Nursing Technology Support	–	120.00
Enrollment Fee	–	100.00
North Carolina State University		
Graduate Students	–	12.00
College of Engineering Program Enhancement	–	1,500.00
Professional Golf Management	–	700.00
UNC Asheville		
Engineering	–	1,000.00

<i>Institution</i>	<i>Requested Change</i>	<i>Proposed 2022-23 Fee</i>
UNC-Chapel Hill		
DDS/DH/MD Student Association	\$ –	\$ 9.00
Dental Equipment – DDS	–	240.00
Dental Equipment – Dental Hygiene	–	85.00
Dental Materials – DDS	–	55.00
Dental Materials – Graduate	–	55.00
Dental Materials – Dental Hygiene	–	30.00
DDS Yr. 1 Clinic Technology	–	300.00
DDS Yr. 2 Clinic Technology	–	600.00
DDS Yrs. 3 & 4 Clinic Technology	–	1,200.00
Dental Grad Clinic Technology	–	1,200.00
DH Yrs. 1 & 2 Clinic Technology	–	300.00
Dentistry Instrument Mgmt. – DDS	–	2,500.00
Dentistry Instrument Mgmt. – Dental Hygiene	–	1,000.00
Dentistry Instrument Mgmt. – Dental Grad	–	1,000.00
Field Training – Biostatistics	–	25.00
Field Training – Health Policy & Admin. Grad (HPM)	–	450.00
Field Training – Health Policy & Admin. UG (HPM)	–	400.00
Field Training – MCH	–	450.00
Field Training – MPA	–	200.00
Field Training – MPH Health Behavior (HBEH)*	–	600.00
Field Training – Social Work	–	300.00
Field Training – PHNU	–	450.00
Field Training – NUTR Clinical Exp.	–	450.00
Field Training – NUTR National Issues	–	50.00
Law School Practical Skills Enhancement	–	500.00
Law School Student Academic Program	–	600.00
Law Student Placement Services	–	100.00
Leadership Fee (MCH/PUBH)	–	158.00
Professional Training – HPM, MPH	–	550.00
Professional Training – HPM/MHA/MSPH (yr.1)	–	550.00
Professional Training – HPM/MHA/MSPH (yr.2)	–	1,000.00
Physician Assistant Program	–	500.00
MBA/MAC Career Management	–	600.00
MBA/MAC Program Quality	–	500.00
MBA/MAC Student Club	–	50.00
MD Technology – School of Medicine **	–	500.00

* Original fee name was Field Training – HBHE Grad.

** Original fee name was MD IPAD.

<i>Institution</i>	<i>Requested Change</i>	<i>Proposed 2022-23 Fee</i>
UNC-Chapel Hill (continued)		
Nursing Clinical Compliance	\$ –	\$ 11.32
Nursing Healthcare Simulation Training	–	91.00
Nursing Practicum – Graduate	–	150.00
Nursing Practicum – Undergraduate	–	175.20
Pharmacy Clerkship	–	200.00
Senior Class Enrichment	–	2.00
Registered Dietitian Training	–	107.00
Biomedical Engineering Program Enhancement	–	1,500.00
Computer Science Program Enhancement	–	300.00
UG Business Program Expansion – Major	–	2,000.00
UG Business Program Expansion – Minor	–	1,000.00
UNC Charlotte		
College of Arts & Architecture Majors	–	250.00
College of Engineering	–	300.00
College of Computing & Informatics Majors	–	225.00
International Students	–	200.00
College of Health & Human Services Majors	–	250.00
College of Education	300.00	300.00
UNC Greensboro		
Student Teaching	–	250.00
Open Water Diver Scuba	–	375.00
Advanced Open Water Diver Scuba	–	271.00
Exercise Physiology	–	25.00
MSN Education	–	1,330.00
MSN/DNP Adult Gerontological NP Program	–	2,440.00
MSN/DNP RN Anesthetist Program	–	200.00
MSN/DNP Program	–	1,400.00
RN to BSN	–	210.00
Traditional BSN Program	–	1,260.00
Nursing PhD Program	–	500.00
School of Music, Theatre & Dance Studio Usage	–	70.00
Studio Art Majors (undergraduate)	–	400.00
Art History Majors	–	100.00
Dance Students	–	150.00
Theatre Students	–	400.00
Media Studies	–	100.00
UNC Wilmington		
MS in Accountancy	–	150.00
Executive MBA	–	1,912.50
Professional MBA	–	600.00
MS Data Science	–	1,500.00

<i>Institution</i>	<i>Requested Change</i>	<i>Proposed 2022-23 Fee</i>
UNC School of the Arts		
School of Dance – Injury Screening & Prevention	\$ –	\$ 517.00
School of Design and Production	–	669.00
School of Drama	–	452.00
School of Filmmaking	–	1,377.00
School of Music	–	569.00
Western Carolina University		
CFPA Studio and Equipment Usage	–	250.00
School of Engineering – Joint Program	–	150.00
Professional Education	–	72.00
Student Teaching	300.00	450.00
Study Abroad Fee	–	150.00
Athletics Training Program	–	400.00
Dietetics Program	–	250.00
Recreational Therapy Program	–	100.00
Emergency Medical Care Program	–	700.00
Environmental Health Program	–	100.00
Sustainability	–	10.00
Social Work Program	–	350.00
Honor College Program	–	15.00
NC School of Science and Mathematics		
Early Accelerator Courses * (7 th , 8 th , and 9 th grades)	–	1,495.00
Accelerator Courses * (10 th , 11 th , and 12 th grades)	–	1,925.00

** These fees are for non-credit high school courses (non-NCSSM students).*

Application Fees

Application fees are charged to individuals submitting applications for admission as students to the University to offset the cost of handling applications and to provide funds for recruiting students. Increases to Application fees were not allowed for 2022-23.

UNC-Chapel Hill has requested the elimination of the \$80.00 application fee for the Eschelman School of Pharmacy's PharmD program in order to reduce barriers to applying to the program.

The proposed Application fees, effective for Fall Term 2022, are listed below.

<i>Institution</i>	<i>Requested Change</i>	<i>Proposed 2022-23 Fee</i>
Appalachian State University	\$ –	\$ 65.00
East Carolina University		
Undergraduate & Graduate	–	75.00
Medical	–	75.00
Dental	–	80.00
Elizabeth City State University	–	30.00
Fayetteville State University	–	50.00
North Carolina A&T State University	–	60.00
North Carolina Central University		
Undergraduate & Graduate	–	50.00
Law	–	50.00
North Carolina State University		
Undergraduate & Graduate	–	85.00
International – Undergraduate	–	100.00
International – Graduate	–	95.00
Non-Degree Studies	–	40.00
UNC Asheville		
Undergraduate	–	75.00
Graduate	–	60.00
UNC-Chapel Hill		
Undergraduate	–	85.00
Graduate	–	95.00
Dentistry	–	84.00
ASPID	–	150.00
ASPID Interview and Bench	–	300.00
Law	–	75.00
MAC	–	85.00
MBA	–	150.00
Medicine	–	68.00
PharmD	(80.00)	–
Public Health Epidemiology Certificate	–	45.00
Public Health Concepts Certificate	–	45.00
Public Health Leadership Certificate	–	45.00

<i>Institution</i>	<i>Requested Change</i>	<i>Proposed 2022-23 Fee</i>
UNC-Chapel Hill (continued)		
Maternal & Child Health Certificate	\$ –	\$ 45.00
Health Policy & Management Community Preparedness & Disaster Management	–	75.00
SPH Global Health Certificate	–	77.00
Post Masters of Science in Nursing	–	75.00
School of Education – MSA, MSA-Flex, MEDX, Post-Bacc Programs	–	90.00
UNC Charlotte		
Undergraduate & Graduate	–	75.00
International Undergraduate	–	80.00
International Graduate	–	85.00
UNC Greensboro	–	65.00
UNC Pembroke		
Undergraduate & Graduate	–	55.00
International Undergraduate	–	45.00
International Graduate	–	60.00
UNC Wilmington		
Undergraduate	–	80.00
Graduate	–	75.00
UNC School of the Arts		
Undergraduate/Graduate/High School	–	95.00
International Students	–	130.00
Western Carolina University		
Undergraduate & Graduate	–	65.00
International Intensive English Program	–	90.00
Winston-Salem State University	–	50.00

The attached summary spreadsheets provide an overview of the tuition and fee rates for undergraduate resident and nonresident students effective for the 2022-23 academic year.

The University of North Carolina
Tuition and Fees Applicable to All Regular Full-Time
Undergraduate Resident Students by Carnegie Classification
Proposals for 2022-23

	2021-22 Approved Rates				Recommended 2022-23 Changes					
	Tuition	Mandatory Fees	Debt Service	Total Tuition & Fees	Tuition	Mandatory Fees	Debt Service	Total Changes	Proposed Tuition & Fees	% Incr.
NC State	\$6,535.00	\$1,856.60	\$534.00	\$8,925.60	\$0.00	\$28.65	(35.00)	-\$6.35	\$8,919.25	(0.1%)
UNC-CH	7,019.00	1,586.61	185.85	8,791.46	0.00	0.00	(39.00)	(39.00)	8,752.46	(0.4%)
ECU	4,452.00	2,250.00	445.00	7,147.00	0.00	8.00	0.00	8.00	7,155.00	0.1%
N.C. A&T	3,540.00	2,484.31	588.00	6,612.31	0.00	0.00	0.00	0.00	6,612.31	0.0%
UNCC	3,812.00	2,466.00	720.00	6,998.00	0.00	26.00	0.00	26.00	7,024.00	0.4%
UNCG	4,422.00	2,245.00	707.00	7,374.00	0.00	6.00	0.00	6.00	7,380.00	0.1%
UNCW	4,443.00	2,315.51	376.00	7,134.51	0.00	0.00	0.00	0.00	7,134.51	0.0%
ASU	4,242.00	2,414.00	634.00	7,290.00	0.00	0.00	0.00	0.00	7,290.00	0.0%
FSU	2,982.00	2,063.00	335.00	5,380.00	(1,982.00)	65.00	0.00	(1,917.00)	3,463.00	(35.6%)
NCCU	3,728.00	2,150.21	570.00	6,448.21	0.00	15.00	0.00	15.00	6,463.21	0.2%
UNCP	1,000.00	2,289.76	206.00	3,495.76	0.00	0.00	0.00	0.00	3,495.76	0.0%
WCU	1,000.00	2,379.00	523.00	3,902.00	0.00	86.00	0.00	86.00	3,988.00	2.2%
WSSU	3,401.00	2,114.16	423.00	5,938.16	0.00	29.00	0.00	29.00	5,967.16	0.5%
UNCA	4,122.00	2,637.50	394.00	7,153.50	0.00	61.50	0.00	61.50	7,215.00	0.9%
ECSU	1,000.00	2,327.00	0.00	3,327.00	0.00	30.00	0.00	30.00	3,357.00	0.9%
UNCSA*	6,497.00	2,445.00	0.00	8,942.00	0.00	0.00	0.00	0.00	8,942.00	0.0%
Average	3,887.19	2,251.48	415.05	6,553.72	(123.88)	22.20	(4.63)	(106.30)	6,447.42	(1.6%)

* Does not include High School

**The University of North Carolina
Tuition and Fees Applicable to All Regular Full-Time
Undergraduate Nonresident Students by Carnegie Classification
Proposals for 2022-23**

	2021-22 Approved Rates				Recommended 2022-23 Changes					
	Tuition	Mandatory Fees	Debt Service	Total Tuition & Fees	Tuition	Mandatory Fees	Debt Service	Total Changes	Proposed Tuition & Fees	% Incr.
NC State	\$27,320.00	\$1,856.60	\$534.00	\$29,710.60	\$956.00	\$28.65	(35.00)	\$949.65	\$30,660.25	3.2%
UNC-CH	34,882.00	1,586.61	185.85	36,654.46	698.00	0.00	(39.00)	659.00	37,313.46	1.8%
ECU	20,729.00	2,250.00	445.00	23,424.00	0.00	8.00	0.00	8.00	23,432.00	0.0%
N.C. A&T	17,050.00	2,484.31	588.00	20,122.31	0.00	0.00	0.00	0.00	20,122.31	0.0%
UNCC	17,246.00	2,466.00	720.00	20,432.00	690.00	26.00	0.00	716.00	21,148.00	3.5%
UNCG	19,581.00	2,245.00	707.00	22,533.00	0.00	6.00	0.00	6.00	22,539.00	0.0%
UNCW	18,508.00	2,315.51	376.00	21,199.51	555.00	0.00	0.00	555.00	21,754.51	2.6%
ASU	19,849.00	2,414.00	634.00	22,897.00	397.00	0.00	0.00	397.00	23,294.00	1.7%
FSU	14,590.00	2,063.00	335.00	16,988.00	(9,590.00)	65.00	0.00	(9,525.00)	7,463.00	(56.1%)
NCCU	16,435.00	2,150.21	570.00	19,155.21	329.00	15.00	0.00	344.00	19,499.21	1.8%
UNCP	5,000.00	2,289.76	206.00	7,495.76	0.00	0.00	0.00	0.00	7,495.76	0.0%
WCU	5,000.00	2,379.00	523.00	7,902.00	0.00	86.00	0.00	86.00	7,988.00	1.1%
WSSU	14,057.44	2,114.16	423.00	16,594.60	0.00	29.00	0.00	29.00	16,623.60	0.2%
UNCA	21,470.00	2,637.50	394.00	24,501.50	0.00	61.50	0.00	61.50	24,563.00	0.3%
ECSU	5,000.00	2,327.00	0.00	7,327.00	0.00	30.00	0.00	30.00	7,357.00	0.4%
UNCSA*	23,731.00	2,445.00	0.00	26,176.00	0.00	0.00	0.00	0.00	26,176.00	0.0%
Average	17,528.03	2,251.48	415.05	20,194.56	(372.81)	22.20	(4.63)	(355.24)	19,839.32	(1.8%)

* Does not include High School

AGENDA ITEM

A-3. Proposed Funding Model Changes..... Lee Roberts and Jennifer Haygood

Situation: The UNC System uses a formula based on completed student credit hours to request and allocate enrollment funding to institutions on an annual basis. The current formula is complex and does not include a performance-based component.

Background: In 2017 and 2018 a task force was convened to review the UNC System enrollment funding model. The results of this work were presented to the Board in May of 2018 and included a number of recommendations for improvements to the model, including basing the funding on completed rather than projected credit hours. Simultaneously, the General Assembly required the 2017-19 enrollment funding be verified based on actual enrollment before it could be allocated. In response to the conclusions of the task force and the new requirement from the General Assembly, the UNC System enrollment funding model was updated to be based on actual credit hours completed in arrears.

However, other recommendations made by the task force in 2018, including incorporating some measure of performance funding, have not been integrated into the funding model. As such, concerns raised by the task force related to complexity, incentives, and variation by institution remain unaddressed.

Assessment: The current UNC System enrollment funding model is not aligned with strategic goals, is unnecessarily confusing and complex, and does not accommodate a diverse system. At its January 18, 2021 meeting, the committee discussed a proposed funding model based on performance-weighted resident student credit hours. At this meeting, the committee will discuss feedback provided by campuses and recommended adjustments to the proposal. At the direction of the committee, the proposed funding model will be used to develop our Short Session enrollment funding request for consideration at the April Board meeting.

Action: This item requires a vote by the committee.

PERFORMANCE-WEIGHTED ENROLLMENT FUNDING

Campus Feedback and Recommended Adjustments

*Board of Governors
Committee on Budget and Finance
February 23, 2022*

Outline

- Overview of Proposed Model
- Campus Feedback
 - Overall Model
 - Enrollment Component
 - Performance Component
- Next Steps

Overview of the Proposed Model

3

Proposed Funding Model: The Context

- North Carolina's Postsecondary Attainment Goal
 - G.S. 116C-10: "The State shall make significant efforts to increase access to learning and improve the education of more North Carolinians so that, by the year 2030, **2,000,000 residents between the ages of 25 and 44** will have completed a high-quality credential or postsecondary degree."
- To meet this goal, the state will need to help an estimated 400,000 additional residents earn a credential.

4

Proposed Funding Model: The Concept

An ***incremental*** funding model that provides a clearly defined State subsidy for the change in ***performance-weighted, resident*** SCHs.

Step 1		Step 2		
Change in		Appropriation per	=	Appropriation
Performance-Weighted	X	Credit Hour		
Student Credit Hours				
<i>Completed Resident SCHs only</i>		<i>based on % of national avg</i>		
<i>(all terms)</i>		<i>(Delaware study data)</i>		

A simplified model focused on graduating more North Carolina undergraduates on time and with less debt.

***Campus Feedback –
Overall Model***

Feedback Themes: Overall Model

Campus Feedback Theme	Comments
Simplified Model	Broad agreement that the proposed model is easier to understand, explain, and navigate. The more intuitive approach helps support better communication and resource allocation decision-making.
Complementary Approach	Campuses value the opportunity to earn funding for both enrollment and performance.
Focus on Resident Students	This attribute is consistent with the principal that State funds should be used primarily for the benefit of State taxpayers. Removing nonresident students reduces complexity and allows institutions to benefit from the full amount of nonresident tuition.
More Equitable, Consistent State Subsidy	Removing average faculty salary and tuition as factors promotes fairness: all institutions in the same Carnegie class receive the same State subsidy for the same credit hour of instruction.
Summer Funding	Funding for summer is important to improve on-time graduation and degree efficiency. Graduating more students on time is key to reducing student debt.

Current Funding Model

Part 1 Enrollment Measure \div Instructional Cost Factor = Estimated Instructors \times Average Faculty Salary = Instructional Costs

change in completed student credit hours (SCH) *12 Cell Matrix (Delaware data)* *average of budgeted salary expense/budgeted faculty FTE*

Part 2 Instructional Costs \times Weight Factors for Non-Instructional Costs = Total Cost (Requirements)

based on historic relationship between budgeted instructional costs and other associated costs

Part 3 Enrollment Measure \times Tuition Rates By Campus = Tuition Revenue (Receipts)

change in completed student credit hours (SCH)

Part 4 Total Cost (Requirements) - Tuition Revenue (Receipts) = Appropriation

Why is the Current Model Often Confusing?

Changes in the “mix” of credit hours (changes among disciplines, academic levels, resident/nonresident) can result in changes in appropriation that are confusing, resulting in the formula seeming like a “black box”.

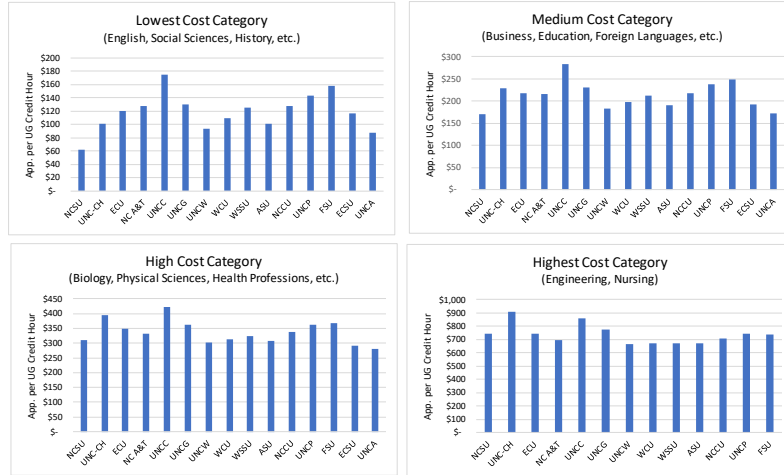
Recent Scenarios	Enrollment Change	Appropriation Change	Key Factors
Campus A	+2.9%	-\$500 k	+ Undergraduate increase (+ 9700 SCHs) - Graduate decrease (- 550 SCHs) - Non-resident undergraduates increase
Campus B	-1.0%	+\$4.3 m	- Undergraduate decrease (-12,300 SCHs) + Graduate increase (+8000 SCHs) + Non-resident undergraduate decrease
Campus C	-0.7%	+\$2.6 m	- Undergraduate decrease (-7800 SCHs) + Graduate increase (+2700 SCHs) + Non-resident undergraduate decrease

Feedback Themes: Overall Model

Campus Feedback Theme	Comments
Simplified Model	Broad agreement that the proposed model is easier to understand, explain, and navigate. The more intuitive approach helps support better communication and resource allocation decision-making.
Complementary Approach	Campuses value the opportunity to earn funding for both enrollment and performance.
Focus on Resident Students	This attribute is consistent with the principal that State funds should be used primarily for the benefit of State taxpayers. Removing nonresident students reduces complexity and allows institutions to benefit from the full amount of nonresident tuition.
More Equitable, Consistent State Subsidy	Removing average faculty salary and tuition as factors promotes fairness: all institutions in the same Carnegie class receive the same State subsidy for the same credit hour of instruction.
Summer Funding	Funding for summer is important to improve on-time graduation and degree efficiency. Graduating more students on time is key to reducing student debt.

Why Does the Current Model Subsidize Institutions Differently for the Same Instruction?

The use of each institution's unique average faculty salary and tuition rates result in different State appropriation for the same credit hour of instruction.



Feedback Themes: Overall Model

Campus Feedback Theme	Comments
Simplified Model	Broad agreement that the proposed model is easier to understand, explain, and navigate. The more intuitive approach helps support better communication and resource allocation decision-making.
Complementary Approach	Campuses value the opportunity to earn funding for both enrollment and performance.
Focus on Resident Students	This attribute is consistent with the principal that State funds should be used primarily for the benefit of State taxpayers. Removing nonresident students reduces complexity and allows institutions to benefit from the full amount of nonresident tuition.
More Equitable, Consistent State Subsidy	Removing average faculty salary and tuition as factors promotes fairness: all institutions in the same Carnegie class receive the same State subsidy for the same credit hour of instruction.
Summer Funding	Funding for summer is important to improve on-time graduation and degree efficiency. Graduating more students on time is key to reducing student debt.

Campus Feedback – Enrollment Component

13

Enrollment Component

Benchmark appropriation per credit hour to national data from Delaware Cost Study for academic discipline and Carnegie classification

- Incentivizes campuses to keep actual costs at or below national averages
- Provides consistent State subsidy for instruction delivered by similar institutions
- Recognizes differences in institutional mission and costs by academic discipline
- Graduate credit hours are subsidized at the same rate as undergraduate credit hours

State Subsidy		
80%	Instruction National average cost per credit hour based on academic discipline and Carnegie classification	+ Overhead System average expenditure per credit hour for institutional, academic, and student support
=	Appropriation per Resident SCH	

14

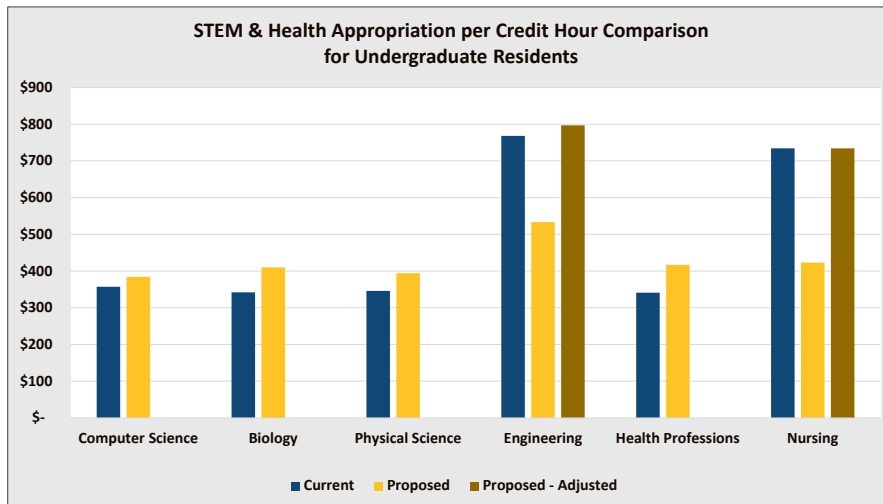
Feedback Themes: Enrollment Component

Campus Feedback Theme	Recommendation
<p>Use of Delaware Data: Concern about the number of peer institutions participating in the Delaware Cost Study and whether participating institutions have comparable programs in terms of scope and quality.</p>	<p>No change: No alternative data source available. The current model uses Delaware Cost Study data from the late 1990's.</p>
<p>Funding for Health Professions (particularly Nursing) and STEM (particularly Engineering): Concern about overall average cost per credit hour as well as lack of leveling for health professions and STEM disciplines as compared to the current model.</p> <p>Lack of Funding Differentiation between Undergraduate and Graduate: Concern that the model does not adequately recognize that graduate education is more expensive to provide because of the use of tenure-track faculty, smaller class size, etc. Concern that model will incent campuses to promote growth at the undergraduate level to the detriment of graduate programs.</p>	<p>Breakout Nursing: Base Nursing rate on data specific to that sub-discipline of Health Professions.</p> <p>Adjust instructional rate for Nursing and Engineering: Adjust base rate to <i>higher</i> of 85% of the national 75th percentile <i>or</i> current undergraduate rate while the cost structure for these disciplines is studied further.</p> <p>Fund doctoral SCHs for Health Professions and STEM* at 2.5x base rate: Provide additional support for these priority workforce areas given limited pricing power of doctoral programs and use of stipends/assistantships.</p> <p>Allow resident graduate tuition increases: Provide institutions additional flexibility to propose more market-driven tuition rates for graduate programs.</p>



*STEM includes CIPS: 01 Agriculture, 03 Natural Resources, 11 Computer Science, 14 Engineering, 15 Engineering Technology, 26 Biological Sciences, 27 Math and Statistics, 29 Military Technology, and 40 Physical Sciences

Weighted Average Appropriation per Credit Hour STEM & Health – Current vs. Proposed



Feedback Themes: Enrollment Component

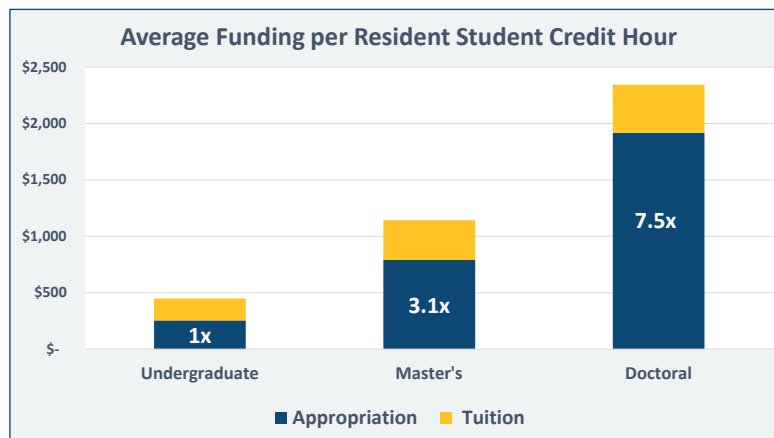
Campus Feedback Theme	Recommendation
<p>Use of Delaware Data: Concern about the number of peer institutions participating in the Delaware Cost Study and whether participating institutions have comparable programs in terms of scope and quality.</p>	<p>No change: No alternative data source available. The current model uses Delaware Cost Study data from the late 1990's.</p>
<p>Funding for Health Professions (particularly Nursing) and STEM (particularly Engineering): Concern about overall average cost per credit hour as well as lack of leveling for health professions and STEM disciplines as compared to the current model.</p> <p>Lack of Funding Differentiation between Undergraduate and Graduate: Concern that the model does not adequately recognize that graduate education is more expensive to provide because of the use of tenure-track faculty, smaller class size, etc. Concern that model will incent campuses to promote growth at the undergraduate level to the detriment of graduate programs.</p>	<p>Breakout Nursing: Base Nursing rate on data specific to that sub-discipline of Health Professions.</p> <p>Adjust instructional rate for Nursing and Engineering: Adjust base rate to <i>higher of</i> 85% of the national 75th percentile <i>or</i> current undergraduate rate while the cost structure for these disciplines is studied further.</p> <p>Fund doctoral SCHs for Health Professions and STEM* at 2.5x base rate: Provide additional support for these priority workforce areas given limited pricing power of doctoral programs and use of stipends/assistantships.</p> <p>Allow resident graduate tuition increases: Provide institutions additional flexibility to propose more market-driven tuition rates for graduate programs.</p>



*STEM includes CIPS: 01 Agriculture, 03 Natural Resources, 11 Computer Science, 14 Engineering, 15 Engineering Technology, 26 Biological Sciences, 27 Math and Statistics, 29 Military Technology, and 40 Physical Sciences

17

Current Model Funding by Student Type

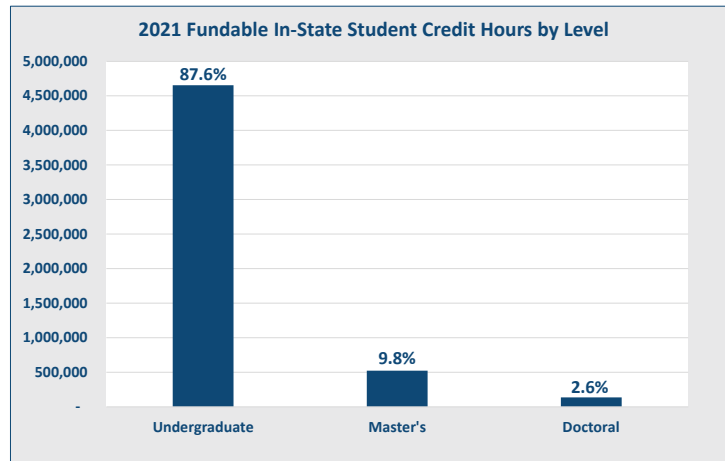


Funding shown does not include differential tuition

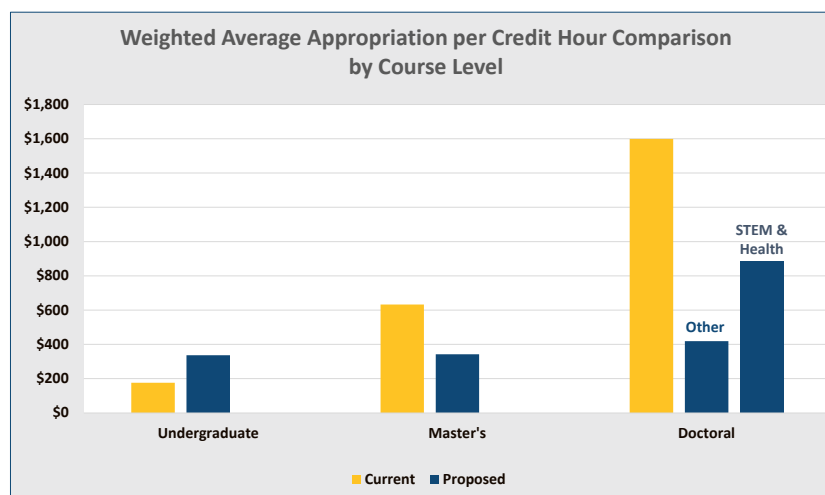


18

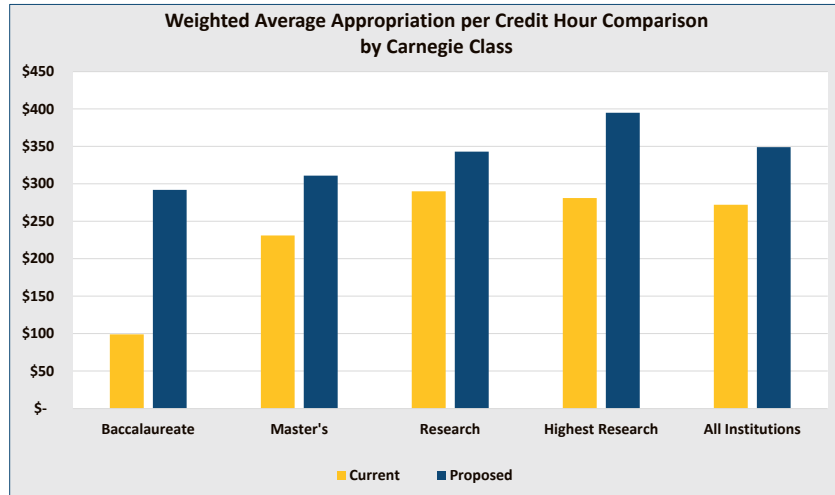
Credit Hours by Instructional Level



Weighted Average Appropriation per Credit Hour – Current vs. Proposed



Weighted Average Appropriation per Credit Hour – Current vs. Proposed



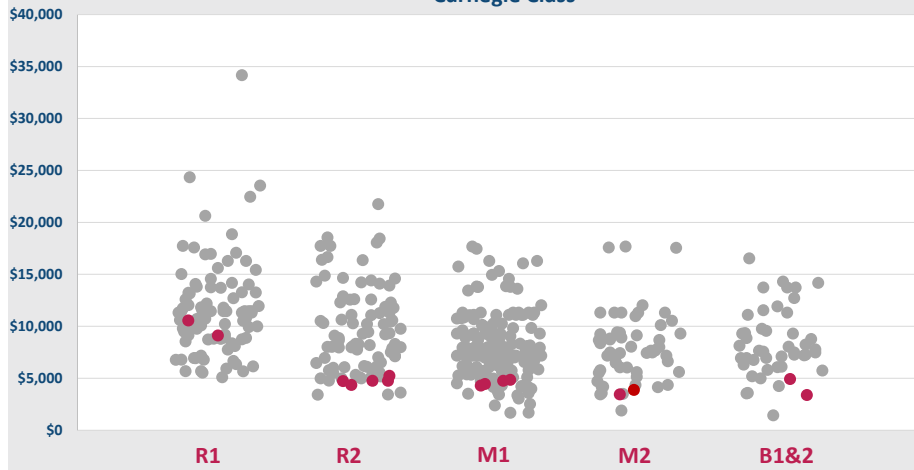
Feedback Themes: Enrollment Component

Campus Feedback Theme	Recommendation
<p>Use of Delaware Data: Concern about the number of peer institutions participating in the Delaware Cost Study and whether participating institutions have comparable programs in terms of scope and quality.</p>	<p>No change: No alternative data source available. The current model uses Delaware Cost Study data from the late 1990's.</p>
<p>Funding for Health Professions (particularly Nursing) and STEM (particularly Engineering): Concern about overall average cost per credit hour as well as lack of leveling for health professions and STEM disciplines as compared to the current model.</p> <p>Lack of Funding Differentiation between Undergraduate and Graduate: Concern that the model does not adequately recognize that graduate education is more expensive to provide because of the use of tenure-track faculty, smaller class size, etc. Concern that model will incent campuses to promote growth at the undergraduate level to the detriment of graduate programs.</p>	<p>Breakout Nursing: Base Nursing rate on data specific to that sub-discipline of Health Professions.</p> <p>Adjust instructional rate for Nursing and Engineering: Adjust base rate to <i>higher of</i> 85% of the national 75th percentile <i>or</i> current undergraduate rate while the cost structure for these disciplines is studied further.</p> <p>Fund doctoral SCHs for Health Professions and STEM* at 2.5x base rate: Provide additional support for these priority workforce areas given limited pricing power of doctoral programs and use of stipends/assistantships.</p> <p>Allow resident graduate tuition increases: Provide institutions additional flexibility to propose more market-driven tuition rates for graduate programs.</p>

*STEM includes CIPS: 01 Agriculture, 03 Natural Resources, 11 Computer Science, 14 Engineering, 15 Engineering Technology, 26 Biological Sciences, 27 Math and Statistics, 29 Military Technology, and 40 Physical Sciences

Grad Tuition Rates

2020-21 Average In-State Graduate Tuition Rates at Public Institutions by Carnegie Class



Feedback Themes: Enrollment Component

Campus Feedback Theme	Recommendation
Nonresident Graduate Students: Concern that the lack of subsidy for nonresident graduate students will limit ability to recruit talented non-resident students who may ultimately make North Carolina their home and contribute to the state's economy.	No change: Model should prioritize State funding for North Carolina residents.
Summer Tuition Rates: Concern about regular tuition rates being a barrier to summer enrollment.	Allow campuses to set summer tuition up to regular tuition rates. Provides flexibility to offer rates that best fit goals and circumstances of the institution.
Transition Length: Concern that one transition year is inadequate.	No change: Necessary for institutions to adapt to revised incentives as quickly as possible.
Legacy Underfunding: While the proposed model seeks not to perpetuate funding inequities, it does not solve historic funding differences.	Not within scope: Because the proposed model is incremental, it does not recalculate base funding. The issue of historic funding levels is a separate issue, outside the scope of the current conversation.

Campus Feedback – Performance Component

25

Performance Component

- Recognizes that credit hours are more valuable to the State if student outcomes are improving
- Annually, **all** resident SCHs would be weighted using each campus' performance as measured on BOG-defined metrics

Proposed Metrics	
Student Success	<ul style="list-style-type: none"> • Four-Year Graduation Rate • Undergraduate Degree Efficiency (Credentials per 100 FTE)
Cost Per Degree	<ul style="list-style-type: none"> • Education and Related Expenses per Degree
Student Debt	<ul style="list-style-type: none"> • Average Cumulative Debt at Completion of Bachelor's Degree <ul style="list-style-type: none"> • First-Time Students • Transfer Students
One Strategic Plan Metric Selected by the Campus	

Performance Component

- Weighting would be based on how campus performance compares to its baseline and stretch goals
 - If performance **improves** over baseline, all resident SCHs receive a performance weight > 1 up to the maximum for meeting the stretch goal
 - If performance **remains** at baseline, all resident SCHs receive a weight = **1**
 - If performance **declines** from baseline, all resident SCHs receive a weight < 1 , but no less than the minimum
- Baseline and stretch goal levels would be customized for each institution



Feedback Themes: Performance Component

Campus Feedback Theme	Next Steps
<p>Performance Weighting:</p> <ul style="list-style-type: none"> • Broad support for the concept of performance weighting and the initial performance range proposed, though campuses had questions/concerns about the details. 	<p>Given that all campuses will be assigned a performance weight of 1 in the transition year, the committee should continue to analyze and refine the performance weighting methodology over the coming months.</p> <p>Performance data will be available in March and should be used to inform the conversation, particularly as it relates to the appropriateness of the stretch goals.</p>
<p>Proposed Metrics:</p> <ul style="list-style-type: none"> • Concern that metrics do not measure quality/institutional excellence • Concern about whether certain metrics unfairly disadvantage institutions serving students with high financial need, lower academic preparedness, etc. • Concern that many factors related to student debt are outside the institution's control. 	
<p>Stretch Goals:</p> <ul style="list-style-type: none"> • Concern about whether stretch goals can be realistically attained • Concern about "plateau" effect – is there a natural limit to the performance a campus can achieve? 	
<p>Unintended Consequences:</p> <ul style="list-style-type: none"> • Concern that metrics may cause institutions to limit enrollment of low-income or high need students 	

Summary and Next Steps

29

Aligning Funding with Board Strategy

The proposed model:

- ✓ Is more intuitive and easier to understand
- ✓ Enables campuses to earn revenue through both enrollment and improved performance
- ✓ Rewards campuses for graduating more undergraduates on-time and with less debt
- ✓ Provides more equitable State funding across campuses for similar instruction
- ✓ Allows campuses to benefit from full amount of nonresident tuition
- ✓ Supports providing campuses flexibility to set more market-driven tuition rates for graduate programs
- ✓ Recognizes the value of STEM and Health programs
- ✓ Supports summer instruction as a key strategy to improve on-time completion

Next Steps

- Incorporate recommended adjustments into proposed model
- Develop Short Session enrollment funding request based on revised model with transition year provisions:
 - All SCHs have an initial performance weight of 1.
 - Funding for instructional costs (without overhead) for “base” summer SCHs.
 - Funding for each campus would be based on the **higher of** the amount generated by current or the proposed model.
- Analyze performance data and refine specifics of performance-weighting methodology

THANK YOU

QUESTIONS?
SUGGESTIONS?