



FOR IMMEDIATE RELEASE

February 18, 2021

UNC Board of Governors Announces Winner of the Governor James E. Holshouser, Jr. Award

CHAPEL HILL, N.C. – Dr. Billy Ogletree of Western Carolina University received the 2020 Governor James E. Holshouser, Jr. Award for Excellence in Public Service during today's regular meeting of the UNC Board of Governors.

The award honors faculty who exemplify the University's commitment to service and community engagement. Created in 2007 and renamed in 2013 to honor former governor, James E. Holshouser, Jr., the award is designed to "encourage, identify, recognize and reward public service by employees of the University."

As WCU's Catherine Brewer Smith Distinguished Professor of Communication Sciences and Disorders, Ogletree has written three influential books and published or presented nearly 100 refereed works, which have made major contributions to research in the field of severe developmental disabilities and autism.

"He specializes in augmentation and alternative communications populations—individuals with acute expressive disorders characterized by impairments in speech, language, writing, and reading, and who must rely on a combination of existing speech or vocalizations, gestures, manual signs, and aided communication. In short, Dr. Ogletree literally gives voice to those who need it most," explained WCU Chancellor Kelli R. Brown.

Over the course of 28 years at WCU, Ogletree has prioritized preparing both future and working therapists, scholars, and teachers to lead the way in supporting those with speech-language pathologies. He has secured nearly \$4 million in grant funding from the U.S. Department of Education to help support more than 175 student scholars. Having served as the head in two WCU academic departments (Human Services and Communication Sciences and Disorders), Ogletree has maintained an intentional focus on junior faculty development, mentoring countless faculty through the tenure and promotion process. Many of his publications and presentations have been co-authored with students, providing invaluable experience and networking opportunities to his mentees.

He also established the Cullowhee Conference on Communicative Disorders. Now in its 28th year, the conference is one of the state's largest providers of continuing education for speech-language pathologists, having attracted more than 4,000 attendees. The conference helps speech-language pathologists, special educators, occupational therapists, and physical therapists stay abreast of new developments in their profession, and it has generated nearly 50,000 hours of the continuing education

APPENDIX A

units these professionals need to maintain licensure. Few, if any, other initiatives have had such a pervasive and sustained impact on the professional development and learning of a field.

“Dr. Ogletree has committed himself to listening to and serving those who might otherwise go unheard. He has taught, mentored, and inspired North Carolina’s next generation of servant leaders. He is leading research that is making tangible improvements in lives and changing how we communicate. He has spearheaded initiatives that have had an unparalleled impact on the professional development of the experts working in the field,” said UNC System President Peter Hans. “As the recipient of the Holshouser award, Dr. Ogletree exemplifies the broad and durable impact UNC System teaching, research, and service activities have across this state.”

The impact of Ogletree’s expertise extends well beyond his work in classroom, libraries and conferences. Ogletree has committed more than 100,000 hours of service through direct and indirect engagement and supervisory work as a speech-language pathologist. He has worked in K-12 classrooms, special school districts, residential facilities, three university clinics (as a clinician and clinical supervisor), and a medical center (The University of Kansas, Children’s Rehabilitation Unit – a University Affiliated Program providing team-based services and training for students). Ogletree has consulted for public school programs in Louisiana, Kansas and North Carolina. He also served as a case manager in Kansas for legal cases for the US Department of Justice.

For a majority of his nearly three-decade-long career, Ogletree has focused primarily on serving the western North Carolina region and the wider state. His partnerships with organizations such as Macon County Citizens for the Handicapped (now Macon Citizens Abilities, Inc.) and the Sylva Assistive Technology Resource Center has led to tens of thousands of dollars of services, resources and expertise to serve a region that otherwise may not have had access to such resources.

Ogletree also works closely with community members and elected officials at the state, national, and international level to ensure that those with disabilities have a voice in shaping informed public policy. As chair of the National Joint Committee for the Communication Needs of Persons with Severe Disabilities, Ogletree has led efforts to establish and promote recommended practices for professionals serving individuals with severe disabilities. Among many significant accomplishments, the committee established the [Communication Bill of Rights](#). The document has established the worldwide standard of care for individuals with severe disabilities and communication challenges.

“It’s clear that Dr. Ogletree’s work for the university is something far more profound than a mere job — it’s a calling. His efforts to ensure that society hears and listens to those with communication needs embody the essence of our University,” said UNC Board of Governors Chair Randy Ramsey. “The Board of Governors is proud to recognize him for his strong commitment to research, stewardship and service.”

Ogletree will receive a \$7,500 stipend and a bronze medallion in honor of his work.

###



Board of Governors Meeting

President's Report

Thursday, Feb 17, 2021

When this Board met a year ago, in February 2020, there was no mention of coronavirus on the agenda. A month later, in March of 2020, most of our campuses had announced they weren't returning to in-person instruction after Spring Break. The Board then heard a full briefing on COVID and the proposed economic relief packages working their way through Congress at the time. A month later, the Board convened remotely for the first time.

It has been, by every measure, the most unusual year in the modern history of higher education. The word "disruption" doesn't really begin to capture the scale of the change and the challenge our universities have faced, and are facing still as we navigate what I sincerely hope will be the final months of this pandemic.

Today, I'd like to take a step back from the virus and the all-hands-on-deck response our institutions have mounted, because the core work of this university hasn't paused during this trying time. If anything, it has become more urgent.

This board, this university, has focused on specific, ambitious goals for improving graduation rates, expanding critical research, supporting key growth areas for the state's workforce, and welcoming more first-generation, rural, and low-income students to our campuses. Unlike box-ticking laundry lists that so many put forward, the University of North Carolina's plan laid out clear priorities, meaningful metrics for success, and incentives for campus leaders and system leaders to meet those targets.

And as we heard yesterday, it is working. Even amid all that has happened this past year, we have held true to our mission and our goals. You have kept faith with the promises we made to the students and the people of North Carolina.



Graduation rates have reached new highs, now head-and-shoulders above nearly all of our public university peers across the country. Economic impact has already exceeded our five-year goal, with plenty of time to spare. Degree efficiency continues to rise. And sponsored research and licensing revenue reached an extraordinary \$1.74 billion in the last fiscal year, underscoring the tremendous impact our universities have in driving innovation, making discoveries, and improving the quality of life for all North Carolinians.

There is still work to be done, particularly for low-income and rural student enrollment, work made significantly harder by the huge disruptions to K-12 schooling over the past year. But taken as a whole, the progress we've made in achieving our strategic plan goals is remarkable, and a testament to the focus and hard work of people all across this state. We've asked faculty, staff, students to make something good out of impossible circumstances this year, and they have. They genuinely have.

I firmly believe much of the progress we're seeing on these key metrics is driven by an intense focus on the one metric that matters a whole lot to students and families: that's cost. This marks the fifth consecutive year that the University of North Carolina has held tuition flat for in-state students, halting a decades-long trend of ever-rising prices. I don't know a state in this country that can match that record. We've made some hard choices in order to keep tuition in check, but I believe it's been worth it. North Carolina is one of vanishingly few states where average tuition and debt at public universities has actually *declined* over the last five years. That not only represents a genuine improvement in opportunity and quality of life for our students, but it sends a resounding message to the next generation that the people's university remains within their reach.

Mr. Chairman, I have a few visual aids I'd like to share if I could. I realize these won't show up as well on Zoom as they would in our regular room, but this won't be the last you see of these charts, because I want to take this message across the state, to the people. The first shows our UNC System weighted average tuition



and fees, around \$7,000, versus the national average in tuition and fees. And I believe probably even on Zoom, you can tell the national average is \$3,500 dollars higher. North Carolina's average, much lower. Important to access. Five years of flat tuition. You can see up here these are the institutions, excluding our three universities in the NC Promise program, held flat five years in a row, about \$4,500. Tuition at the NC Promise institutions – of course, Elizabeth City, Western Carolina and UNC Pembroke – went down, thanks to the support of the General Assembly and taxpayers across the state to \$1,000 - \$500 a semester. These two charts tell a compelling story about access and affordability, and we have still increased graduation rates and quality along the way.

Now, members of the board, we still have plenty of work to do on student fees, on housing, and other expenses that contribute to college costs. We're hard at work on reforms to the state's financial aid system that will make it an even more effective recruiting tool and help incentivize on-time completion.

But the progress of the last few years is real, and it's made a real difference for the students and the families of North Carolina. None of it would be possible without the support of our lawmakers, the confidence of our citizens, and the leadership of this board, and the chancellors, and the campus communities. And I'm grateful for all of you.

Now our charge goes beyond education, of course. We're here to serve the people of North Carolina, all the people of North Carolina, to meet the highest and most urgent needs of our state, and we'll be doing that in a very direct way in the weeks ahead. As you know, our campuses have been conducting essential research into safe and effective treatments and vaccines. But as of this morning, UNC Health alone has administered 160,000 vaccinations statewide and we've opened or begun to open four vaccine clinics across the state, making use of the critical infrastructure of our campuses to help bring the coronavirus pandemic under control.




From the earliest days of this pandemic, we've been in close contact with state officials, not only to get their advice, but to find out how we can help. As vaccine production ramps up and the state prepares for a broader rollout, we're eager to do our part.

NC A&T launched a vaccine clinic last week and the initial rollout, in conjunction with Cone Health, went so well, the doses for this week were doubled. Additional clinics will be open in the next few days at UNC Asheville, UNC Pembroke and Western Carolina University. At Pembroke, our nursing students will be in special mobile units, distributing vaccines to rural Robeson County. And, for coming weeks and months, these campuses – and the others that will soon follow – will be a beacon of hope in our communities.

So I want to thank everyone across the university System who is taking on added responsibilities to make this happen. Every person we help vaccinate gets us one step closer to ending the pandemic, fully opening our economy, and reclaiming the shared spaces we all miss so dearly.

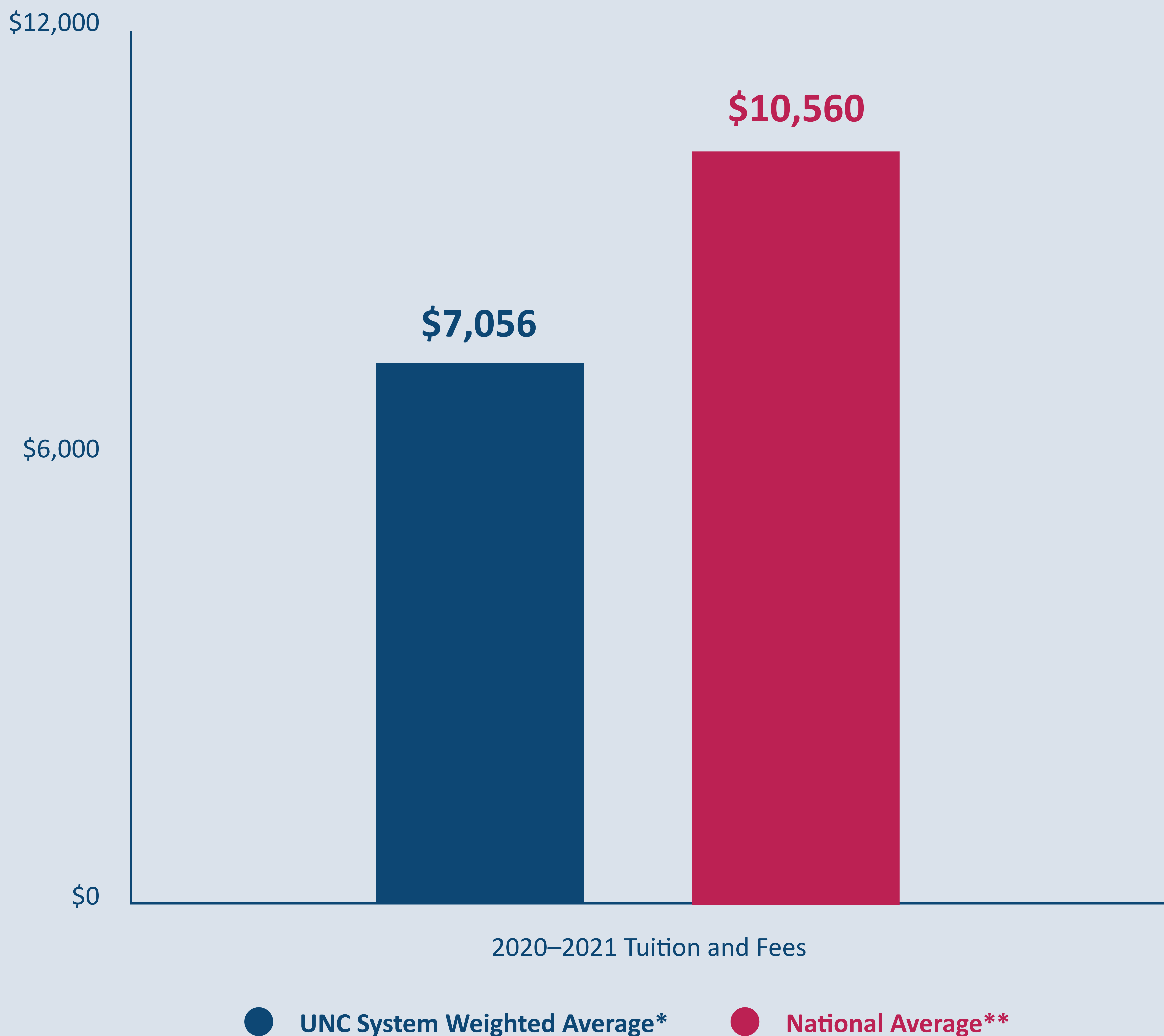
Mr. Chairman, this concludes my report. Thank you.



northcarolina.edu

UNC System affordability


UNC System in-state annual undergraduate tuition and fees, compared to national average



* The weighted average undergraduate resident tuition and mandatory fees for FY 2020–21 are **\$7,056**.

** In 2020–21, the average published tuition and fees for full-time undergraduate students are **\$10,560** for public four-year in-state. *Trends in College Pricing and Student Aid 2020*, College Board
research.collegeboard.org/pdf/trends-college-pricing-student-aid-2020.pdf

THE UNC
SYSTEM



northcarolina.edu

Five Years of Flat Tuition

UNC System Average Annual Undergraduate Tuition



NC Promise lowers the price of in-state tuition to \$500 per semester at three universities: Elizabeth City State University, UNC Pembroke, and Western Carolina University.

The **Fixed Tuition Program** guarantees that tuition rates will not increase for four years of a student's continuous undergraduate enrollment.

Capital Improvement Project – East Carolina University

ISSUE OVERVIEW

UNC System institutions are required to request authority from the Board of Governors to proceed with non-appropriated projects using available funds (non-general funds). Non-appropriated capital projects are funded by the institution and include the construction, repair, or renovation of facilities such as residence halls, dining facilities, research buildings, athletic facilities, and student health buildings.

One UNC System institution has requested one project for increased authorization.

I. INCREASED AUTHORIZATION

Institution/Project Title		Total Project Cost (\$)	Previous Authorization (\$)	Requested Authorization (\$)	Funding Source
East Carolina University					
1.	Health Sciences Campus (HSC) Heat Plant Deaerator Tank (Aim 1507)	\$935,000	\$270,000	\$665,000	Carry-forward (71%)/ R&R (29%)
<i>ECU Subtotal</i>		<i>\$935,000</i>	<i>\$270,000</i>	<i>\$665,000</i>	
Grand Total		\$935,000	\$270,000	\$665,000	

RECOMMENDATION

All projects and associated funding sources are in compliance with G.S. 143C-8-12 (State Budget Act).

It is recommended that the project be authorized and reported to the NC Office of State Budget and Management as a non-appropriated project that does not require any additional debt or burden on state appropriations.

Attorney Licensing

Every person employed by the University of North Carolina or any of its constituent institutions to serve as a lawyer for the University shall be licensed to practice law in the State of North Carolina at the time that the person is employed. If a person is licensed to practice law in another state, but is not licensed to practice law in the State of North Carolina, the person may be provisionally employed conditioned on the person's obtaining a license to practice law in North Carolina within one year after the date of the person's initial employment. The president is authorized to make an exception to this requirement if the particular position for which the person is employed requires that the person offer advice and counsel predominantly in areas of federal law.

A-2. Authorization of Tuition for 2021-22

The following RESOLUTION for the 2021-22 academic year reflects the tuition increases proposed by the institutions. The Board of Governors recommended no increases for resident students due to the COVID-19 pandemic. Several institutions are requesting increases to nonresident rates.

The 2016 General Assembly enacted a guaranteed tuition program that fixes tuition rates for first-time full-time resident undergraduates and transfer students that remain continuously enrolled for eight consecutive semesters or the equivalent number of remaining semesters for transfer students. Resident undergraduate tuition rates for 2021-22 will only apply to the cohort of students that enroll in the fall of 2021. The chancellors and their boards of trustees requested tuition rate increases for students consistent with legislative and UNC System Office guidelines.

RESOLUTION AUTHORIZING TUITION

WHEREAS, G.S. 116-143 requires that the Board of Governors of the University of North Carolina System shall fix the tuition and fees, not inconsistent with the actions of the General Assembly, at the UNC System constituent institutions.

NOW, THEREFORE, BE IT RESOLVED, that, effective with the Fall Term of 2021, the constituent institutions are authorized to charge and collect the following tuition rates.

I. 2021-22 Tuition Rates

In accordance with legislative and UNC System Office guidelines, institutions submitted tuition and fee proposals for 2021-22. The tuition amounts for all programs are shown on pages 3 through 9.

A. *Increases in Tuition for Professional Schools*

Three universities are proposing graduate professional school tuition increases for 2021-22. The rates require Board of Governors approval.

North Carolina A & T State University

Master of Accountancy – \$2,000 for nonresidents

N.C. A&T requests a tuition increase of \$2,000 for nonresidents for the Master of Accountancy program. The revenue generated would support marketing/recruitment initiatives and graduate assistantships.

Joint Master of Social Work (with UNCG) – reduction of \$374.13 for nonresidents

Joint Ph.D. of Social Work (with UNCG) – reduction of \$374.13 for nonresidents

N.C. A&T requests a tuition decrease of \$374.13 for nonresidents in the Joint Master and Joint Ph.D. in Social Work programs in order to match the rate at UNCG and maintain a competitive position in recruitment. Students will have access to activities and services regardless of university home base. A reduction in operating expenses will be necessary to absorb the decreased revenue.

UNC-Chapel Hill

School of Law: Juris Doctor (J.D.) – \$2,500 for nonresidents (new students only)

UNC-Chapel Hill requests an increase of \$2,500 for graduate nonresident students in the J.D. program. This increase is in addition to the \$566 proposed for all graduate nonresidents. The revenue generated would fund faculty recruitment and retention, student support services, and scholarships.

UNC Greensboro

MS-Sustainability and Environment – new established rates – \$7,019, residents/\$20,737, nonresidents

UNC Greensboro is requesting to establish tuition rates as shown above for the new Master of Science in Sustainability and Environment program approved by the Board of Governors in the spring of 2020. The tuition revenue generated would support program administration costs, professional development, advertising, and graduate assistant stipends.

B. 2021-22 Increases in Regular Tuition Rates

Institution		N.C. Residents		Nonresidents	
		From	To	From	To
North Carolina State University	<i>UG</i>	6,535.00	6,535.00	26,654.00	27,320.00
	<i>Grad</i>	9,095.00	9,095.00	26,421.00	27,082.00
College of Veterinary Medicine					
D.V.M. Candidate	<i>Grad</i>	17,039.00	17,039.00	45,080.00	45,741.00
Veterinary Graduate	<i>Grad</i>	9,095.00	9,095.00	26,421.00	27,082.00
Institute for Advanced Analytics					
Master of Advanced Analytics	<i>Grad</i>	19,095.00	19,095.00	36,421.00	37,082.00
College of Management					
Master of Accounting	<i>Grad</i>	22,157.00	22,157.00	39,421.00	40,082.00
Master of Business Admin.	<i>Grad</i>	23,220.00	23,220.00	41,031.00	41,692.00
Master of Global Luxury & Management	<i>Grad</i>	23,220.00	23,220.00	41,031.00	41,692.00
College of Design					
Bachelor of Architecture (5th year)	<i>UG</i>	7,935.00	7,935.00	28,054.00	28,720.00
Master of Architecture	<i>Grad</i>	10,495.00	10,495.00	27,821.00	28,482.00
Master of Landscape Architecture	<i>Grad</i>	10,495.00	10,495.00	27,821.00	28,482.00
Master of Art and Design	<i>Grad</i>	10,495.00	10,495.00	27,821.00	28,482.00
Master of Graphic Design	<i>Grad</i>	10,495.00	10,495.00	27,821.00	28,482.00
Master of Industrial Design	<i>Grad</i>	10,495.00	10,495.00	27,821.00	28,482.00
Doctorate of Design	<i>Grad</i>	13,095.00	13,095.00	30,421.00	31,082.00
College of Engineering					
MS in Chemical Engineering	<i>Grad</i>	11,495.00	11,495.00	28,821.00	29,482.00
MS in Computer Engineering	<i>Grad</i>	13,895.00	13,895.00	31,221.00	31,882.00
MS in Electrical Engineering	<i>Grad</i>	13,895.00	13,895.00	31,221.00	31,882.00
MS in Electric Power Systems Engineering	<i>Grad</i>	13,895.00	13,895.00	31,221.00	31,882.00
Joint Department (NC State & UNC-CH) of					
Biomedical Engineering - MS Train	<i>Grad</i>	13,395.00	13,395.00	30,721.00	31,382.00
MS in Computer Networking (CSC & ECE)	<i>Grad</i>	13,895.00	13,895.00	31,221.00	31,882.00
Master of Computer Science	<i>Grad</i>	14,695.00	14,695.00	32,021.00	32,682.00
MS in Computer Science	<i>Grad</i>	14,695.00	14,695.00	32,021.00	32,682.00
College of Sciences					
Master of Financial Mathematics	<i>Grad</i>	19,095.00	19,095.00	36,421.00	37,082.00
UNC-Chapel Hill	<i>UG</i>	7,019.00	7,019.00	34,198.00	34,882.00
Returning UG Student					
(continuously enrolled since 2017-18)	<i>UG</i>			33,889.00	34,567.00
	<i>Grad</i>	10,552.00	10,552.00	28,278.00	28,844.00
School of Business					
Master of Accounting (includes summer)	<i>Grad</i>	41,711.00	41,711.00	62,117.00	62,683.00
MBA	<i>Grad</i>	48,051.00	48,051.00	63,174.00	63,740.00
Receipts-Supported Business Programs:					
MAC Online (15 months)	<i>Grad</i>	69,425.00	69,425.00	69,425.00	69,425.00
MBA for Execs. Evening (24 mos.)	<i>Grad</i>	88,608.00	88,608.00	88,608.00	88,608.00
MBA for Execs. Weekend (20 mos.)	<i>Grad</i>	119,305.00	119,305.00	119,305.00	119,305.00
MBA @ UNC (24 mos./online)	<i>Grad</i>	125,589.00	125,589.00	125,589.00	125,589.00
Graduate School/Sch. of Info. & Lib. Science					
PSM in Biomedical Health Informatics	<i>Grad</i>	16,802.00	16,802.00	34,528.00	35,094.00

B. 2021-22 Increases in Regular Tuition Rates (continued)

Institution		North Carolina Residents		Nonresidents	
		From	To	From	To
UNC-Chapel Hill (continued)					
Graduate School					
PSM in Toxicology	Grad	18,552.00	18,552.00	36,278.00	36,844.00
Sch. of Journalism and Media	Grad	13,135.00	13,135.00	29,702.00	30,268.00
MA Media & Communication	Grad	14,885.00	14,885.00	31,452.00	32,018.00
School of Law					
Juris Doctor - new students	Grad	21,141.00	21,141.00	38,287.00	41,353.00
Juris Doctor - returning students	Grad	21,141.00	21,141.00	38,287.00	38,853.00
International LLM	Grad	N/A		44,314.00	44,880.00
School of Education					
Master of Arts in Teaching	Grad	11,552.00	11,552.00	29,278.00	29,844.00
Master in School Administration	Grad	11,552.00	11,552.00	29,278.00	29,844.00
Master in Educational Innovation, Technology & Entrepreneurship	Grad	18,552.00	18,552.00	36,278.00	36,844.00
School of Government (MPA)	Grad	11,552.00	11,552.00	29,278.00	29,844.00
MPA @ UNC (27 months-receipts supported)	Grad	54,405.00	54,405.00	54,405.00	54,405.00
School of Info. & Library Science					
MS in Information Science	Grad	14,052.00	14,052.00	31,778.00	32,344.00
MS in Library Science	Grad	14,052.00	14,052.00	31,778.00	32,344.00
Post Masters Certificate	Grad	16,552.00	16,552.00	34,278.00	34,844.00
PSM in Digital Curation	Grad	18,712.00	18,712.00	37,458.00	38,024.00
School of Social Work (MSW)	Grad	14,602.00	14,602.00	32,578.00	33,144.00
Health Affairs					
School of Pharmacy					
Pharm D	Grad	22,387.00	22,387.00	44,948.00	45,514.00
School of Nursing	UG	7,019.00	7,019.00	34,198.00	34,882.00
MS in Nursing	Grad	17,352.00	17,352.00	35,078.00	35,644.00
Post Masters of Science in Nursing	Grad	17,352.00	17,352.00	35,078.00	35,644.00
Doctor of Nursing Practice	Grad	17,352.00	17,352.00	35,078.00	35,644.00
School of Public Health	UG	7,019.00	7,019.00	34,198.00	34,882.00
	Grad	11,418.00	11,418.00	28,387.00	28,953.00
Master of Public Health	Grad	18,418.00	18,418.00	35,387.00	35,953.00
MS in Public Health	Grad	18,418.00	18,418.00	35,387.00	35,953.00
Master of Healthcare Administration	Grad	18,418.00	18,418.00	35,387.00	35,953.00
MS in Environmental Engineering	Grad	12,618.00	12,618.00	29,587.00	30,153.00
DrPH	Grad	16,418.00	16,418.00	33,387.00	33,953.00
School of Dentistry					
D.D.S.	Grad	35,609.00	35,609.00	62,124.00	62,690.00
ASPID (receipts supported)	Grad	115,000.00	115,000.00	115,000.00	115,000.00
Dental Hygiene	UG	7,019.00	7,019.00	34,198.00	34,882.00
Dental Graduate (except Oral and Craniofacial Biomedicine)	Grad	12,153.00	12,153.00	30,000.00	30,566.00
Dental MS Programs (except Oral and Craniofacial Biomedicine & Dental Hygiene)	Grad	16,609.00	16,609.00	35,124.00	35,690.00
MS in Dental Hygiene	Grad	14,353.00	14,353.00	32,200.00	32,766.00
Oral & Craniofacial Biomedicine (MS & PhD)	Grad	10,552.00	10,552.00	28,278.00	28,844.00

B. 2021-22 Increases in Regular Tuition Rates (continued)

Institution		North Carolina Residents		Nonresidents	
		From	To	From	To
UNC-Chapel Hill (continued)					
School of Medicine					
M.D.	Grad	32,746.00	32,746.00	60,140.00	60,706.00
MS-Train (Joint Dept. of BME with NC State)	Grad	14,852.00	14,852.00	32,578.00	33,144.00
Medical Technology	UG	7,019.00	7,019.00	34,198.00	34,882.00
School of Medicine/Allied Health Sciences					
Master of Clinical Laboratory Science	Grad	18,402.00	18,402.00	36,128.00	36,694.00
Master of Radiologic Science	Grad	18,402.00	18,402.00	36,128.00	36,694.00
Doctor of Audiology	Grad	18,402.00	18,402.00	36,128.00	36,694.00
Doctor of Physical Therapy - Entry Level	Grad	18,402.00	18,402.00	36,128.00	36,694.00
Post-Prof. Transitional-Doctorate					
Physical Therapy	Grad	18,402.00	18,402.00	36,128.00	36,694.00
MS in Occupational Therapy	Grad	18,402.00	18,402.00	36,128.00	36,694.00
MS in Clinical Rehabilitation and Mental					
Health Counseling	Grad	18,402.00	18,402.00	36,128.00	36,694.00
MS in Speech-Language Pathology	Grad	18,402.00	18,402.00	36,128.00	36,694.00
Physician Assistant (includes summer)	Grad	28,359.00	28,359.00	50,874.00	51,440.00
East Carolina University	UG	4,452.00	4,452.00	20,729.00	20,729.00
	Grad	4,749.00	4,749.00	17,898.00	17,898.00
Master of Business Admin.	Grad	6,999.00	6,999.00	20,148.00	20,148.00
Master of Science in Accounting	Grad	6,999.00	6,999.00	20,148.00	20,148.00
Business Analytics Certificate	Grad	6,999.00	6,999.00	20,148.00	20,148.00
Hospitality Management Certificate	Grad	6,999.00	6,999.00	20,148.00	20,148.00
Management Info. Systems Certificate	Grad	6,999.00	6,999.00	20,148.00	20,148.00
Marketing Certificate	Grad	6,999.00	6,999.00	20,148.00	20,148.00
Project Management Certificate	Grad	6,999.00	6,999.00	20,148.00	20,148.00
Supply Change Management Certificate	Grad	6,999.00	6,999.00	20,148.00	20,148.00
MS in Sustainable Tourism & Hospitality	Grad	4,749.00	4,749.00	17,898.00	17,898.00
Sustainable Tourism Certificate	Grad	6,999.00	6,999.00	20,148.00	20,148.00
MS in Athletic Training	Grad	4,749.00	4,749.00	17,898.00	17,898.00
School of Dental Medicine	Grad	29,944.00	29,944.00	N/A	
School of Medicine	Grad	20,252.00	20,252.00	48,649.00	48,649.00
Master of Public Health	Grad	6,549.00	6,549.00	19,698.00	19,698.00
MS in Communication Science & Disorders	Grad	7,749.00	7,749.00	20,898.00	20,898.00
MS in Nursing	Grad	6,999.00	6,999.00	20,148.00	20,148.00
Post Masters of Science in Nursing	Grad	6,999.00	6,999.00	20,148.00	20,148.00
Doctor of Nursing	Grad	6,999.00	6,999.00	20,148.00	20,148.00
Doctor of Nursing Practice	Grad	7,799.00	7,799.00	20,948.00	20,948.00
MS in Occupational Therapy	Grad	6,149.00	6,149.00	19,298.00	19,298.00
Master of Social Work	Grad	5,361.00	5,361.00	18,510.00	18,510.00
Doctor of Audiology	Grad	7,149.00	7,149.00	20,298.00	20,298.00
Doctor of Physical Therapy	Grad	6,829.00	6,829.00	19,978.00	19,978.00
Physician Assistant	Grad	8,686.00	8,686.00	21,835.00	21,835.00
Doctor of Philosophy in Communication					
Sciences & Disorders	Grad	7,149.00	7,149.00	20,298.00	20,298.00

B. 2021-22 Increases in Regular Tuition Rates (continued)

Institution		North Carolina Residents		Nonresidents	
		From	To	From	To
N.C. A&T State University	<i>UG</i>	3,540.00	3,540.00	17,050.00	17,050.00
	<i>Grad</i>	4,745.00	4,745.00	17,545.00	17,545.00
Master of Accountancy	<i>Grad</i>	4,745.00	4,745.00	17,545.00	19,545.00
Master of Business Administration	<i>Grad</i>	7,745.00	7,745.00	20,150.00	20,150.00
Joint School of Nanoscience and					
Nanoengineering with UNCG	<i>Grad</i>	5,219.00	5,219.00	18,937.00	18,937.00
Joint Masters in Social Work with UNCG	<i>Grad</i>	5,219.00	5,219.00	18,937.00	18,562.87
Joint Ph.D. in Social Work with UNCG	<i>Grad</i>	5,219.00	5,219.00	18,937.00	18,562.87
UNC Charlotte	<i>UG</i>	3,812.00	3,812.00	17,246.00	17,246.00
	<i>Grad</i>	4,337.00	4,337.00	17,771.00	17,771.00
College of Business					
Master of Accountancy	<i>Grad</i>	10,337.00	10,337.00	23,771.00	23,771.00
Master of Business Administration	<i>Grad</i>	10,337.00	10,337.00	23,771.00	23,771.00
Doctor in Business Administration	<i>Grad</i>	25,337.00	25,337.00	38,771.00	38,771.00
MS in Management	<i>Grad</i>	10,337.00	10,337.00	23,771.00	23,771.00
Business Foundations Certificate	<i>Grad</i>	10,337.00	10,337.00	23,771.00	23,771.00
Business Analytics Certificate	<i>Grad</i>	10,337.00	10,337.00	23,771.00	23,771.00
Entrepreneurship & Innovation Certificate	<i>Grad</i>	10,337.00	10,337.00	23,771.00	23,771.00
MBA Plus Certificate	<i>Grad</i>	10,337.00	10,337.00	23,771.00	23,771.00
MS in Economics	<i>Grad</i>	10,337.00	10,337.00	23,771.00	23,771.00
Applied Econometrics Certificate	<i>Grad</i>	10,337.00	10,337.00	23,771.00	23,771.00
MS in Mathematical Finance	<i>Grad</i>	10,337.00	10,337.00	23,771.00	23,771.00
MS in Real Estate	<i>Grad</i>	10,337.00	10,337.00	23,771.00	23,771.00
Real Estate & Financial Devel. Certificate	<i>Grad</i>	10,337.00	10,337.00	23,771.00	23,771.00
College of Arts & Architecture					
Master of Architecture	<i>Grad</i>	6,087.00	6,087.00	19,521.00	19,521.00
MS in Architecture	<i>Grad</i>	4,337.00	4,337.00	17,771.00	17,771.00
Master of Urban Design	<i>Grad</i>	6,087.00	6,087.00	19,521.00	19,521.00
College of Business and the College of					
Computing and Informatics					
PSM in Data Science & Business Analytics	<i>Grad</i>	11,337.00	11,337.00	24,771.00	24,771.00
Data Science Business Analytics Certificate	<i>Grad</i>	11,337.00	11,337.00	24,771.00	24,771.00
College of Computing and Informatics					
MS in Computer Science	<i>Grad</i>	8,337.00	8,337.00	21,771.00	21,771.00
MS in Information Technology	<i>Grad</i>	8,337.00	8,337.00	21,771.00	21,771.00
MS in Cyber Security	<i>Grad</i>	8,337.00	8,337.00	21,771.00	21,771.00
Network Security Certificate	<i>Grad</i>	8,337.00	8,337.00	21,771.00	21,771.00
Secure Software Development Certificate	<i>Grad</i>	8,337.00	8,337.00	21,771.00	21,771.00
Bioinformatics Applications Certificate	<i>Grad</i>	7,037.00	7,037.00	20,471.00	20,471.00
Bioinformatics Technology Certificate	<i>Grad</i>	7,037.00	7,037.00	20,471.00	20,471.00
PSM in Bioinformatics	<i>Grad</i>	7,037.00	7,037.00	20,471.00	20,471.00
Advanced Databases & Knowledge					
Discovery Certificate	<i>Grad</i>	8,337.00	8,337.00	21,771.00	21,771.00
Game Design & Development Certificate	<i>Grad</i>	8,337.00	8,337.00	21,771.00	21,771.00
Management of Information Technology					
Certificate	<i>Grad</i>	8,337.00	8,337.00	21,771.00	21,771.00
Information Security & Privacy Certificate	<i>Grad</i>	8,337.00	8,337.00	21,771.00	21,771.00
Human-Computer Interaction Certificate	<i>Grad</i>	8,337.00	8,337.00	21,771.00	21,771.00

B. 2021-22 Increases in Regular Tuition Rates (continued)

Institution		North Carolina Residents		Nonresidents	
		From	To	From	To
UNC Charlotte (continued)					
College of Health and Human Services					
Master of Health Administration	Grad	7,037.00	7,037.00	20,471.00	20,471.00
Master of Public Health	Grad	4,937.00	4,937.00	18,371.00	18,371.00
MS in Respiratory Care	Grad	5,337.00	5,337.00	18,771.00	18,771.00
MS in Nursing (excludes MSN Anesthesia track)	Grad	5,537.00	5,537.00	18,971.00	18,971.00
Nursing Post-Masters Certificate	Grad	5,537.00	5,537.00	18,971.00	18,971.00
Advanced Practice RN Post-Masters Cert.	Grad	5,537.00	5,537.00	18,971.00	18,971.00
Doctor of Nursing Practice	Grad	9,137.00	9,137.00	22,571.00	22,571.00
PhD of Public Health Sciences	Grad	6,137.00	6,137.00	19,571.00	19,571.00
PSM of Health Informatics	Grad	7,037.00	7,037.00	20,471.00	20,471.00
Public Health Core Concepts Certificate	Grad	4,937.00	4,937.00	18,371.00	18,371.00
Community Health Certificate	Grad	4,937.00	4,937.00	18,371.00	18,371.00
Health Informatics Certificate	Grad	7,037.00	7,037.00	20,471.00	20,471.00
Master of Social Work	Grad	4,337.00	4,337.00	17,771.00	17,771.00
Ph.D. in Health Services Research	Grad	4,337.00	4,337.00	17,771.00	17,771.00
College of Engineering					
Master of Fire Protection & Admin.	Grad	6,137.00	6,137.00	19,571.00	19,571.00
MS in Engineering	Grad	6,137.00	6,137.00	19,571.00	19,571.00
MS in Civil Engineering	Grad	6,137.00	6,137.00	19,571.00	19,571.00
Ph.D. in Civil Engineering	Grad	4,337.00	4,337.00	17,771.00	17,771.00
MS in Electrical Engineering	Grad	6,137.00	6,137.00	19,571.00	19,571.00
MS in Mechanical Engineering	Grad	6,137.00	6,137.00	19,571.00	19,571.00
MS in Engineering Management	Grad	6,137.00	6,137.00	19,571.00	19,571.00
MS in Construction & Facilities Mgmt.	Grad	6,137.00	6,137.00	19,571.00	19,571.00
MS in Applied Energy & Electromechanical Systems	Grad	6,137.00	6,137.00	19,571.00	19,571.00
Ph.D. in Infrastructure & Envir. Systems	Grad	6,137.00	6,137.00	19,571.00	19,571.00
PhD in Electrical Engineering	Grad	6,137.00	6,137.00	19,571.00	19,571.00
PhD in Mechanical Engineering	Grad	6,137.00	6,137.00	19,571.00	19,571.00
College of Liberal Arts & Sciences					
Master of Industrial/Organizational Psychology	Grad	6,737.00	6,737.00	20,171.00	20,171.00
Biotechnology Certificate	Grad	7,037.00	7,037.00	20,471.00	20,471.00
Biomedical Sciences Certificate	Grad	7,037.00	7,037.00	20,471.00	20,471.00
UNC Greensboro	UG	4,422.00	4,422.00	19,581.00	19,581.00
	Grad	5,219.00	5,219.00	18,937.00	18,937.00
School of Business & Economics					
MS in Accounting	Grad	9,779.00	9,779.00	23,497.00	23,497.00
MA in Applied Economics	Grad	6,659.00	6,659.00	20,377.00	20,377.00
Master of Business Administration	Grad	9,779.00	9,779.00	23,497.00	23,497.00
Doctor of Business Administration	Grad	8,819.00	8,819.00	22,537.00	22,537.00
MS in Athletic Training	Grad	8,819.00	8,819.00	22,537.00	22,537.00
MS in Consumer, Apparel, and Retail Studies	Grad	8,099.00	8,099.00	21,817.00	21,817.00
MS in Information Technology and Management	Grad	9,779.00	9,779.00	23,497.00	23,497.00
MS in International Business	Grad	8,819.00	8,819.00	22,537.00	22,537.00

B. 2021-22 Increases in Regular Tuition Rates (continued)

Institution		North Carolina Residents		Nonresidents	
		From	To	From	To
UNC Greensboro (continued)					
College of Arts and Sciences					
MS in Sustainability and Environment	Grad	New	7,019.00	New	20,737.00
School of Education					
MS in Counseling	Grad	5,939.00	5,939.00	19,657.00	19,657.00
MS in Counseling and Educational Specialist (dual degree)	Grad	5,939.00	5,939.00	19,657.00	19,657.00
PhD in Counseling and Counselor Education	Grad	5,939.00	5,939.00	19,657.00	19,657.00
Master of Library Information Studies	Grad	5,579.00	5,579.00	19,297.00	19,297.00
Graduate School					
MS in Informatics and Analytics	Grad	7,919.00	7,919.00	21,637.00	21,637.00
School of Health and Human Services					
MA in Comm. Science and Disorders	Grad	8,039.00	8,039.00	21,757.00	21,757.00
MS in Genetic Counseling	Grad	7,775.00	7,775.00	21,493.00	21,493.00
Master in Kinesiology/Concentration in Sport Psychology	Grad	8,819.00	8,819.00	22,537.00	22,537.00
Post-Bacc Certificate - Dietetic Internship	Grad	8,819.00	8,819.00	22,537.00	22,537.00
School of Nursing					
Doctor of Nursing Practice	Grad	8,219.00	8,219.00	21,937.00	21,937.00
UNC Wilmington	UG	4,443.00	4,443.00	18,508.00	18,508.00
	Grad	4,719.00	4,719.00	18,548.00	18,548.00
School of Business					
MS in Accountancy	Grad	9,530.85	9,530.85	23,320.08	23,320.08
Master of Business Administration	Grad	6,919.00	6,919.00	20,748.00	20,748.00
Executive MBA (online)	Grad	8,460.36	8,460.36	22,289.36	22,289.36
Business Foundations Certificate	Grad	8,460.36	8,460.36	22,289.36	22,289.36
MS in Computer Science & Info. Systems	Grad	4,899.00	4,899.00	18,728.00	18,728.00
MS in Finance and Investment Mgmt.	Grad	9,819.00	9,819.00	23,648.00	23,648.00
MS in Business Analytics	Grad	9,819.00	9,819.00	23,648.00	23,648.00
College of Arts and Sciences					
MA in Filmmaking	Grad	8,594.00	8,594.00	22,423.00	22,423.00
MS in Data Science	Grad	5,719.00	5,719.00	19,548.00	19,548.00
MA-Integrated Marketing Communication	Grad	5,739.00	5,739.00	19,568.00	19,568.00
Master of Public Administration	Grad	6,698.00	6,698.00	20,527.00	20,527.00
Executive Master of Public Admin. (online)	Grad	6,698.00	6,698.00	20,527.00	20,527.00
College of Health and Human Services					
Doctor of Nursing Practice	Grad	6,059.00	6,059.00	19,888.00	19,888.00
Appalachian State University	UG	4,242.00	4,242.00	19,049.00	19,849.00
	Grad	4,839.00	4,839.00	18,271.00	19,849.00
MS in Accounting	Grad	8,439.00	8,439.00	21,871.00	23,449.00
Master of Business Admin.	Grad	8,439.00	8,439.00	21,871.00	23,449.00
MS in Applied Data Analytics	Grad	8,439.00	8,439.00	21,871.00	23,449.00
MS in Athletic Training	Grad	6,839.00	6,839.00	20,271.00	21,849.00
Master of Health Administration	Grad	7,839.00	7,839.00	21,271.00	22,849.00
Fayetteville State University	UG	2,982.00	2,982.00	14,590.00	14,590.00
	Grad	3,437.97	3,437.97	14,503.38	14,503.38
MBA Online	Grad	4,031.97	4,031.97	15,981.38	15,981.38

B. 2021-22 Increases in Regular Tuition Rates (continued)

Institution		North Carolina Residents		Nonresidents	
		From	To	From	To
North Carolina Central University	UG	3,728.00	3,728.00	16,435.00	16,435.00
	Grad	4,740.00	4,740.00	17,694.00	17,694.00
Master of Business Admin.	Grad	5,540.00	5,540.00	18,494.00	18,494.00
School of Law, Returning Students	Grad	13,202.00	13,202.00	34,761.00	34,761.00
School of Law, New Students	Grad	13,444.00	13,444.00	36,116.00	36,116.00
Master of Public Administration	Grad	5,040.00	5,040.00	17,994.00	17,994.00
Master of Library Science	Grad	5,040.00	5,040.00	17,994.00	17,994.00
Executive MPA (receipts supported)	Grad	23,500.00	23,500.00	23,500.00	23,500.00
UNC Pembroke	UG	1,000.00	1,000.00	5,000.00	5,000.00
	Grad	4,280.00	4,280.00	16,343.18	16,834.00
Master of Business Administration	Grad	4,825.70	4,825.70	16,888.88	17,379.70
Master of Science in Nursing	Grad	4,495.00	4,495.00	16,558.18	17,049.00
MS in Athletic Training	Grad	5,775.00	5,775.00	17,838.18	18,329.00
Western Carolina University	UG	1,000.00	1,000.00	5,000.00	5,000.00
	Grad	4,435.00	4,435.00	14,842.00	14,842.00
College of Business					
Master of Accountancy	Grad	5,335.00	5,335.00	16,642.00	16,642.00
Master of Business Admin.	Grad	5,335.00	5,335.00	16,642.00	16,642.00
Master of Entrepreneurship	Grad	5,335.00	5,335.00	16,642.00	16,642.00
Master of Project Management	Grad	5,335.00	5,335.00	16,642.00	16,642.00
Master in Sport Management	Grad	5,335.00	5,335.00	16,642.00	16,642.00
Project Management Certificate	Grad	5,335.00	5,335.00	16,642.00	16,642.00
College of Health & Human Services					
Certified RN Anesthetist	Grad	9,235.00	9,235.00	19,642.00	19,642.00
Master of Comm. Sciences & Disorders	Grad	5,635.00	5,635.00	16,042.00	16,042.00
Doctor of Nursing Practice (DNP)	Grad	9,235.00	9,235.00	19,642.00	19,642.00
Doctor of Physical Therapy	Grad	5,255.00	5,255.00	17,743.00	17,743.00
Family Nurse Practitioner	Grad	5,035.00	5,035.00	15,442.00	15,442.00
Master of Social Work	Grad	5,035.00	5,035.00	15,442.00	15,442.00
MS in Athletic Training	Grad	6,135.00	6,135.00	16,542.00	16,542.00
Winston-Salem State University	UG	3,401.00	3,401.00	13,648.00	14,057.44
	Grad	3,872.00	3,872.00	13,987.00	14,406.61
Doctor of Nursing Practice (DNP)	Grad	5,872.00	5,872.00	15,987.00	16,406.61
Doctor of Physical Therapy	Grad	5,872.00	5,872.00	15,987.00	16,406.61
MS in Nursing	Grad	5,372.00	5,372.00	15,487.00	15,906.61
MS in Occupational Therapy	Grad	5,372.00	5,372.00	15,487.00	15,906.61
MS in Rehabilitation Counseling	Grad	4,714.00	4,714.00	14,829.00	15,248.61
Master in Healthcare Administration	Grad	4,872.00	4,872.00	15,987.00	16,406.61
UNC Asheville	UG	4,122.00	4,122.00	21,470.00	21,470.00
	Grad	4,914.00	4,914.00	21,236.00	21,236.00
Elizabeth City State University	UG	1,000.00	1,000.00	5,000.00	5,000.00
	Grad	3,375.43	3,375.43	16,437.13	16,437.13
UNC School of the Arts	UG	6,497.00	6,497.00	23,040.00	23,731.00
	Grad	9,196.00	9,196.00	23,203.00	23,899.00
High School		0.00	0.00	13,571.00	13,978.00

Proposed increases for professional schools may also include the requested campus-based increase for resident and nonresident graduate students.

II. 2021-22 Special Tuition Rates

Nonresident Graduate Students

Consistent with the General Statutes and by authorization of the Board of Governors through a resolution passed by the Board in 1983, the institutions are authorized to charge special tuition rates for nonresident graduate students.

For nonresident graduate students who are awarded a graduate teaching or research assistantship and who are paid a stipend of at least \$2,000 per academic year, the institution may award tuition remission to reduce the nonresident tuition rate to the in-state rate. For example, the nonresident graduate student tuition rate is proposed to increase from \$26,421 to \$27,082 at North Carolina State University for 2021-22. NC State's graduate nonresident students who are eligible to receive tuition remission will be charged the resident tuition rate, which will remain at \$9,095 for the 2021-22 academic year.

Each university receives a state appropriation for graduate tuition remissions and some universities supplement this appropriation from other non-state sources. Institutions may not provide graduate tuition remissions to all students. The number of awards is limited to those that meet the criteria and the budget availability.

Note: The 2011 General Assembly eliminated state appropriations for nonresident undergraduate tuition waivers that had been in place since 1983 [Sec. 9.13(b) of S.L. 2011-145].

III. Tuition for Students Enrolled in Degree-Credit Courses

It is proposed that, effective with the fall term of 2021, resident students and nonresident students taking courses within North Carolina be charged the regular-term tuition rates established by the Board and that tuition rates for these students be implemented on a per-credit-hour basis to be calculated as follows:

- Undergraduate students shall be charged tuition per credit hour, at a rate equal to the annual undergraduate tuition rate at their institution divided by 24. The per-credit rate shall be capped at 12 credits per semester for fall and spring semesters, meaning undergraduate students shall not be charged for additional credits beyond 12 in a fall or spring semester.
- Graduate students shall be charged tuition per credit hour, at a rate equal to the annual graduate tuition rate divided by 18. The per-credit rate shall be capped at nine credits for fall and spring semesters, meaning graduate students shall not be charged for additional credits beyond nine per semester in a fall or spring semester.

It is further proposed that the Board continue to delegate to the president the authority to set tuition rates for nonresident students taking courses outside North Carolina and to approve tuition rates for self-supported summer enrollment.

A-3. Authorization of Fees for 2021-22

The following RESOLUTION for the 2021-22 academic year reflects fee increase proposals by each university. Chancellors requested fee increases consistent with the tuition and fee instructions, including a three percent cap on mandatory student fee increases enacted by the 2016 General Assembly.

RESOLUTION AUTHORIZING FEES

WHEREAS, G.S. 116-143 requires that the Board of Governors of the University of North Carolina System shall fix the tuition and fees, not inconsistent with the actions of the General Assembly, at the UNC System constituent institutions.

NOW, THEREFORE, BE IT RESOLVED, that, effective with Fall Term 2021, the constituent institutions are authorized to charge and collect the following fees.

Athletics Fees

Athletics fee revenues provide funds for intercollegiate athletic programs and for the maintenance and operation of athletic facilities.

For 2021-22, the tuition and fee instructions allowed institutions to propose an increase in one fee if it was offset by a commensurate decrease to another fee, resulting in no net increase in the total of all mandatory fees, excluding health services. UNC Pembroke is requesting a \$10 increase (with a decrease to the Educational and Technology fee) to cover athletics training and increases in health insurance costs. Elizabeth City State University is requesting a reduction to round its fee to the nearest whole dollar.

The proposed Athletics fees, effective Fall Term 2021, are listed below.

<i>Institution</i>	<i>Requested Change</i>	<i>Proposed 2021-22 Fee</i>
Appalachian State University	\$ –	\$783.00
East Carolina University	–	773.00
Elizabeth City State University	(.31)	899.00
Fayetteville State University	–	768.00
North Carolina A&T State University	–	870.00
North Carolina Central University	–	847.00
North Carolina State University	–	232.00
UNC Asheville	–	855.00
UNC-Chapel Hill	–	279.00
UNC Charlotte	–	824.00
UNC Greensboro	–	780.00
UNC Pembroke	10.00	781.52
UNC Wilmington	–	774.55
UNC School of the Arts	N/A	N/A
Western Carolina University	–	782.00
Winston-Salem State University	–	780.00

Health Services Fees

Health Services fees finance health and medical services for students, including the maintenance and operation of student health centers. The demand for counseling services has increased during the past few years and especially during the COVID-19 pandemic. Increases are requested in Health Services fees at 14 institutions for 2021-22.

ECSU's proposed increase of \$67.77 would support the hiring of a new mental health counselor and extended operating hours for health services. UNCC's proposed increase of \$88.00 would support new positions (8.0 FTE), including two for the counseling and psychological services team and operating and renovation expenses to accommodate the additional staff, counseling rooms, and offices. WSSU's proposed increase of \$73.00 would fund three new positions (Certified Health Education Specialist, Licensed Practical Nurse, and a Counselor-in-Residence), eCheckup software, and an online assessment tool.

The proposed Health Services fees, effective Fall Term 2021, are listed below.

<i>Institution</i>	<i>Requested Change</i>	<i>Proposed 2021-22 Fee</i>
Appalachian State University	\$10.00	\$335.00
East Carolina University	56.00	319.00
Elizabeth City State University	67.77	333.00
Fayetteville State University	40.00	287.00
North Carolina A&T State University	31.50	370.00
North Carolina Central University	–	312.66
North Carolina State University	38.00	445.00
UNC Asheville	35.00	403.00
UNC-Chapel Hill	10.00	410.15
UNC Charlotte	88.00	335.00
UNC Greensboro	62.00	372.00
UNC Pembroke	10.00	215.49
UNC Wilmington	27.07	246.07
UNC School of the Arts	–	882.00
Western Carolina University	36.00	350.00
Winston-Salem State University	73.00	340.00

Student Activities Fees

Student Activities fees provide funds for non-academic student services and for the maintenance and operation of facilities used in conjunction with those services. Included are funds to operate student unions and intramural facilities, and provide for student organizations, newspapers, yearbooks, and entertainment programs.

Elizabeth City State University is requesting a reduction to round its fee to the nearest whole dollar.

The proposed Student Activities fees, effective Fall Term 2021, are listed below.

<i>Institution</i>	<i>Requested Change</i>	<i>Proposed 2021-22 Fee</i>
Appalachian State University	\$ –	\$659.00
East Carolina University	–	702.00
Elizabeth City State University	(.15)	738.00
Fayetteville State University	–	565.00
North Carolina A&T State University	–	714.25
North Carolina Central University		
Undergraduate	–	501.40
Graduate	–	426.80
Law	–	446.72
North Carolina State University	–	679.32
UNC Asheville	–	791.50
UNC-Chapel Hill		
Undergraduate	–	394.16
Graduate	–	372.18
Law	–	198.50
Pharmacy	–	7.50
UNC Charlotte	–	650.00
UNC Greensboro	–	577.00
UNC Pembroke	–	697.84
UNC Wilmington	–	698.95
UNC School of the Arts	–	748.00
High School	–	802.00
Western Carolina University	–	632.00
Winston-Salem State University	–	545.70

Educational and Technology Fees

Educational and Technology fees were instituted as a result of the study of student fees conducted by the Board of Governors in 1992-93 and adopted in May 1993. These fees cover specialized instructional supplies/services and scientific and information technology equipment not provided by state funds.

UNC Pembroke is requesting a decrease of \$10 due to a higher-than-expected fund balance as a result of CARES Act dollars received to purchase technologies in support of hybrid and distance learning.

The proposed Educational and Technology fees, effective Fall Term 2021, are listed below.

<i>Institution</i>	<i>Requested Change</i>	<i>Proposed 2021-22 Fee</i>
Appalachian State University	\$ –	\$576.00
East Carolina University	–	403.00
Elizabeth City State University	–	326.00
Fayetteville State University	–	382.00
North Carolina A&T State University	–	469.06
North Carolina Central University	–	428.15
North Carolina State University	–	439.28
UNC Asheville	–	527.00
UNC-Chapel Hill	–	442.30
UNC Charlotte	–	622.00
UNC Greensboro	–	461.00
UNC Pembroke	(10.00)	533.91
UNC Wilmington	–	534.94
UNC School of the Arts	–	754.00
Western Carolina University	–	544.00
Winston-Salem State University	–	416.46

Campus Security Fee

The 2013-14 UNC Campus Security Initiatives Report included high priority recommendations for new initiatives, staffing, and security measures designed to benefit the UNC System institutions. The Board approved this fee in 2015.

The fee assessed to students by each institution provides the UNC System with approximately \$6 million annually to support implementation of priority needs, while incenting shared services, collaboration, group purchasing and efficiency on a system level, where most appropriate.

At a special meeting on February 9, 2021, the Committee on Budget and Finance approved a motion to increase the Campus Security fee by \$30 at all institutions, except those that would result in a total mandatory fee increase over three percent. Therefore, the increases for five institutions are reduced this year, with the understanding that the fees will increase to \$60 in 2022-23.

The proposed Campus Security fees, effective Fall Term 2021, are listed below.

<i>Institution</i>	<i>Requested Change</i>	<i>Proposed 2021-22 Fee</i>
Appalachian State University	\$30.00	\$60.00
East Carolina University	22.00	52.00
Elizabeth City State University	–	30.00
Fayetteville State University	30.00	60.00
North Carolina A&T State University	30.00	60.00
North Carolina Central University	30.00	60.00
North Carolina State University	30.00	60.00
UNC Asheville	30.00	60.00
UNC-Chapel Hill	30.00	60.00
UNC Charlotte	4.00	34.00
UNC Greensboro	24.00	54.00
UNC Pembroke	30.00	60.00
UNC Wilmington	30.00	60.00
UNC School of the Arts	30.00	60.00
Western Carolina University	30.00	60.00
Winston-Salem State University	1.00	31.00

Indebtedness Fees

Under the policy for the establishment of fees adopted by the Board of Governors in 1993 and revised in 2003, fees for the retirement of indebtedness are approved at the time a project is approved and established at the time that debt is incurred. Indebtedness fees, once established, remain in effect until the debt is retired.

NC State is reducing its debt service fee by \$38 due to the retirement of debt for Thompson Hall. UNC Wilmington is reducing the debt service fee for the Campus Rec Center Expansion Services Fund project by \$52 due to savings achieved following the refunding of 2010 revenue bonds. A new debt service project for Walton Drive Student Village Rec Fields and Facilities (approved by the Board in January 2021) with an associated \$52 debt service fee results in a \$0 net change to students.

The proposed Indebtedness fees, effective for Fall Term 2021, are listed below.

<i>Institution</i>	<i>Requested Change</i>	<i>Proposed 2021-22 Fee</i>
Appalachian State University	\$ –	\$634.00
East Carolina University	–	445.00
Elizabeth City State University	–	–
Fayetteville State University	–	335.00
North Carolina A&T State University	–	588.00
North Carolina Central University	–	570.00
North Carolina State University	(38.00)	534.00
UNC Asheville	–	394.00
UNC-Chapel Hill	–	185.85
UNC Charlotte	–	720.00
UNC Greensboro	–	707.00
UNC Pembroke	–	206.00
UNC Wilmington	–	376.00
UNC School of the Arts	–	–
Western Carolina University	–	523.00
Winston-Salem State University	–	423.00

Special Fees

Special fees provide funds for specific needs that are not financed from other revenue sources. Special fees are charged *only* to students who participate in programs or activities financed from those fees. These are programs that have specialized instructional needs, e.g., programs in health affairs, law, business, engineering, and architecture. These programs are expensive and occur in curricula where students must obtain a “competitive edge” to acquire highly desirable jobs upon graduation. Increases to Special fees were not allowed for 2021-22; however, UNC-Chapel Hill is requesting a name change to two fees to better reflect the projected expenditures. In addition to the Special fees listed below, all UNC System students are charged \$1.00 per year for the Association of Student Governments fee.

The Special fees, effective for Fall Term 2021, are listed below.

<i>Institution</i>	<i>Requested Change</i>	<i>Proposed 2021-22 Fee</i>
East Carolina University		
Music	\$ –	\$ 35.00
SCUBA (basic class to advanced classes)	–	250 to 500
Clinical Skills	–	95.00
Dental Materials Fee	–	75.00
Dental Instrument Lease Fee	–	3,525.00
Dental Student Organization	–	60.00
AHEC-Dental Student Housing	–	1,200.00
Dental Preclinical Educ. Materials (yr. 1)	–	225.00
Dental Preclinical Educ. Materials (yr. 2)	–	300.00
Dental Preclinical Educ. Materials (yr. 3)	–	360.00
Nurse Midwifery Malpractice Insurance	–	725.00
College of Engineering & Tech. Science	–	300.00
Elizabeth City State University		
Flight Lab – Private	–	6,500.00
Flight Lab – Cross Country	–	6,000.00
Flight Lab – Instrument	–	5,000.00
Flight Lab – Commercial	–	7,500.00
Flight Lab – Multi-Engine	–	2,500.00
Flight Lab – CFI	–	4,000.00
Flight Lab – CFII	–	1,500.00
Flight Lab – MEI	–	3,000.00
Fayetteville State University		
Nursing Clinical	–	200.00
Student Teaching	–	200.00
Teacher Education Assessment	–	91.00
Social Work Field Experience	–	150.00

APPENDIX F

<i>Institution</i>	<i>Requested Change</i>	<i>Proposed 2021-22 Fee</i>
North Carolina A & T State University		
ELED 311 Reading Methods Exam	\$ –	\$ 140.00
ELED 313/314 Reading Methods Exam	–	100.00
Horticulture Lab	–	35.00
Food & Nutritional Sciences 151 Lab	–	55.00
Food & Nutritional Sciences 442 Lab	–	19.00
Fashion Merchandising and Design Lab	–	14.00
North Carolina Central University		
ADA Dietetic Internship Program	–	425.50
Nursing Technology Support	–	120.00
Enrollment Fee	–	100.00
North Carolina State University		
Graduate Students	–	12.00
College of Engineering Program Enhancement	–	1,500.00
Professional Golf Management	–	700.00
UNC Asheville		
Engineering	–	1,000.00
UNC-Chapel Hill		
DDS/DH/MD Student Association	–	9.00
Dental Equipment – DDS	–	240.00
Dental Equipment – Dental Hygiene	–	85.00
Dental Materials – DDS	–	55.00
Dental Materials – Graduate	–	55.00
Dental Materials – Dental Hygiene	–	30.00
DDS Yr. 1 Clinic Technology	–	300.00
DDS Yr. 2 Clinic Technology	–	600.00
DDS Yrs. 3 & 4 Clinic Technology	–	1,200.00
Dental Grad Clinic Technology	–	1,200.00
DH Yrs. 1 & 2 Clinic Technology	–	300.00
Dentistry Instrument Mgmt. – DDS	–	2,500.00
Dentistry Instrument Mgmt. – Dental Hygiene	–	1,000.00
Dentistry Instrument Mgmt. – Dental Grad	–	1,000.00
Field Training – Biostatistics	–	25.00
Field Training – Health Policy & Admin. Grad (HPM)	–	450.00
Field Training – Health Policy & Admin. UG (HPM)	–	400.00
Field Training – MCH	–	450.00
Field Training – MPA	–	200.00
Field Training – MPH Health Behavior (HBEH)*	–	600.00
Field Training – Social Work	–	300.00
Field Training – PHNU	–	450.00

* Original fee name was Field Training – HBHE Grad.

APPENDIX F

<i>Institution</i>	<i>Requested Change</i>	<i>Proposed 2021-22 Fee</i>
UNC-Chapel Hill (continued)		
Field Training – NUTR Clinical Exp.	\$ –	\$ 450.00
Field Training – NUTR National Issues	–	50.00
Law School Practical Skills Enhancement	–	500.00
Law School Student Academic Program	–	600.00
Law Student Placement Services	–	100.00
Leadership Fee (MCH/PUBH)	–	158.00
Professional Training – HPM, MPH	–	550.00
Professional Training – HPM/MHA/MSPH (yr.1)	–	550.00
Professional Training – HPM/MHA/MSPH (yr.2)	–	1,000.00
Physician Assistant Program	–	500.00
MBA/MAC Career Management	–	600.00
MBA/MAC Program Quality	–	500.00
MBA/MAC Student Club	–	50.00
MD Technology – School of Medicine *	–	500.00
Nursing Clinical Compliance	–	11.32
Nursing Healthcare Simulation Training	–	91.00
Nursing Practicum – Graduate	–	150.00
Nursing Practicum – Undergraduate	–	175.20
Pharmacy Clerkship	–	200.00
Senior Class Enrichment	–	2.00
Registered Dietitian Training	–	107.00
Biomedical Engineering Program Enhancement	–	1,500.00
Computer Science Program Enhancement	–	300.00
UG Business Program Expansion – Major	–	2,000.00
UG Business Program Expansion – Minor	–	1,000.00
UNC Charlotte		
College of Arts & Architecture Majors	–	250.00
College of Engineering	–	300.00
College of Computing & Informatics Majors	–	225.00
International Students	–	200.00
College of Health & Human Services Majors	–	250.00
UNC Greensboro		
Student Teaching	–	250.00
Open Water Diver Scuba	–	375.00
Advanced Open Water Diver Scuba	–	271.00
Exercise Physiology	–	25.00
MSN Education	–	1,330.00
MSN/DNP Adult Gerontological NP Program	–	2,440.00
MSN/DNP RN Anesthetist Program	–	200.00
MSN/DNP Program	–	1,400.00
RN to BSN	–	210.00
Traditional BSN Program	–	1,260.00

* Original fee name was MD IPAD.

APPENDIX F

<i>Institution</i>	<i>Requested Change</i>	<i>Proposed 2021-22 Fee</i>
UNC Greensboro (continued)		
Nursing PhD Program	\$ –	\$ 500.00
School of Music, Theatre & Dance Studio Usage	–	70.00
Studio Art Majors (undergraduate)	–	400.00
Art History Majors	–	100.00
Dance Students	–	150.00
Theatre Students	–	400.00
Media Studies	–	100.00
UNC Wilmington		
MS in Accountancy	–	150.00
Executive MBA	–	1,912.50
Professional MBA	–	600.00
MS Data Science	–	1,500.00
UNC School of the Arts		
School of Dance – Injury Screening & Prevention	–	517.00
School of Design and Production	–	669.00
School of Drama	–	452.00
School of Filmmaking	–	1,377.00
School of Music	–	569.00
Western Carolina University		
CFPA Studio and Equipment Usage	–	250.00
School of Engineering – Joint Program	–	150.00
Professional Education	–	72.00
Student Teaching	–	150.00
Study Abroad Fee	–	150.00
Athletics Training Program	–	400.00
Dietetics Program	–	250.00
Recreational Therapy Program	–	100.00
Emergency Medical Care Program	–	700.00
Environmental Health Program	–	100.00
Sustainability	–	10.00
Social Work Program	–	350.00
Honor College Program	–	15.00
NC School of Science and Mathematics		
Early Accelerator Courses * (7 th , 8 th , and 9 th grades)	–	1,495.00
Accelerator Courses * (10 th , 11 th , and 12 th grades)	–	1,925.00

* These fees are for non-credit high school courses (non-NCSSM students).

APPENDIX F

Application Fees

Application fees are charged to individuals submitting applications for admission as students to the University to offset the cost of handling applications and to provide funds for recruiting students. Increases to Application fees were not allowed for 2021-22.

The proposed Application fees, effective for Fall Term 2021, are listed below.

<i>Institution</i>	<i>Requested Change</i>	<i>Proposed 2021-22 Fee</i>
Appalachian State University	\$ –	\$ 65.00
East Carolina University		
Undergraduate & Graduate	–	75.00
Medical	–	75.00
Dental	–	80.00
Elizabeth City State University	–	30.00
Fayetteville State University	–	50.00
North Carolina A&T State University	–	60.00
North Carolina Central University		
Undergraduate & Graduate	–	50.00
Law	–	50.00
North Carolina State University		
Undergraduate & Graduate	–	85.00
International – Undergraduate	–	100.00
International – Graduate	–	95.00
Non-Degree Studies	–	40.00
UNC Asheville		
Undergraduate	–	75.00
Graduate	–	60.00
UNC-Chapel Hill		
Undergraduate	–	85.00
Graduate	–	95.00
Dentistry	–	84.00
ASPID	–	150.00
ASPID Interview and Bench	–	300.00
Law	–	75.00
MAC	–	85.00
MBA	–	150.00
Medicine	–	68.00
PharmD	–	80.00
Public Health Epidemiology Certificate	–	45.00
Public Health Concepts Certificate	–	45.00
Public Health Leadership Certificate	–	45.00
Maternal & Child Health Certificate	–	45.00
Health Policy & Management Community Preparedness & Disaster Management	–	75.00

APPENDIX F

<i>Institution</i>	<i>Requested Change</i>	<i>Proposed 2021-22 Fee</i>
UNC-Chapel Hill (continued)		
SPH Global Health Certificate	\$ –	\$ 77.00
Post Masters of Science in Nursing	–	75.00
School of Education – MSA, MSA-Flex, MEDX, Post-Bacc Programs	–	90.00
UNC Charlotte		
Undergraduate & Graduate	–	75.00
International Undergraduate	–	80.00
International Graduate	–	85.00
UNC Greensboro	–	65.00
UNC Pembroke		
Undergraduate & Graduate	–	55.00
International Undergraduate	–	45.00
International Graduate	–	60.00
UNC Wilmington		
Undergraduate	–	80.00
Graduate	–	75.00
UNC School of the Arts		
Undergraduate/Graduate/High School	–	95.00
International Students	–	130.00
Western Carolina University		
Undergraduate & Graduate	–	65.00
International Intensive English Program	–	90.00
Winston-Salem State University	–	50.00

The attached summary spreadsheets provide an overview of the tuition and fee rates for undergraduate resident and nonresident students effective for the 2021-22 academic year.

APPENDIX F

**The University of North Carolina
Tuition and Fees Applicable to All Regular Full-Time
Undergraduate Resident Students by Carnegie Classification
Proposals for 2021-22**

	2020-21 Approved Rates				Recommended 2021-22 Changes					
	Tuition	Mandatory Fees	Debt Service	Total Tuition & Fees	Tuition	Mandatory Fees	Debt Service	Total Changes	Proposed Tuition & Fees	% Incr.
NC State	\$6,535.00	\$1,788.60	\$572.00	\$8,895.60	\$0.00	\$68.00	(38.00)	\$30.00	\$8,925.60	0.3%
UNC-CH	7,019.00	1,546.61	185.85	8,751.46	0.00	40.00	0.00	40.00	8,791.46	0.5%
ECU	4,452.00	2,172.00	445.00	7,069.00	0.00	78.00	0.00	78.00	7,147.00	1.1%
N.C. A&T	3,540.00	2,422.81	588.00	6,550.81	0.00	61.50	0.00	61.50	6,612.31	0.9%
UNCC	3,812.00	2,374.00	720.00	6,906.00	0.00	92.00	0.00	92.00	6,998.00	1.3%
UNCG	4,422.00	2,159.00	707.00	7,288.00	0.00	86.00	0.00	86.00	7,374.00	1.2%
UNCW	4,443.00	2,258.44	376.00	7,077.44	0.00	57.07	0.00	57.07	7,134.51	0.8%
ASU	4,242.00	2,374.00	634.00	7,250.00	0.00	40.00	0.00	40.00	7,290.00	0.6%
FSU	2,982.00	1,993.00	335.00	5,310.00	0.00	70.00	0.00	70.00	5,380.00	1.3%
NCCU	3,728.00	2,120.21	570.00	6,418.21	0.00	30.00	0.00	30.00	6,448.21	0.5%
UNCP	1,000.00	2,249.76	206.00	3,455.76	0.00	40.00	0.00	40.00	3,495.76	1.2%
WCU	1,000.00	2,313.00	523.00	3,836.00	0.00	66.00	0.00	66.00	3,902.00	1.7%
WSSU	3,401.00	2,040.16	423.00	5,864.16	0.00	74.00	0.00	74.00	5,938.16	1.3%
UNCA	4,122.00	2,572.50	394.00	7,088.50	0.00	65.00	0.00	65.00	7,153.50	0.9%
ECSU	1,000.00	2,259.69	0.00	3,259.69	0.00	67.31	0.00	67.31	3,327.00	2.1%
UNCSA*	6,497.00	2,415.00	0.00	8,912.00	0.00	30.00	0.00	30.00	8,942.00	0.3%
Average	3,887.19	2,191.17	417.43	6,495.79	0.00	60.31	(2.38)	57.93	6,553.72	0.9%

* Does not include High School

APPENDIX F

The University of North Carolina
Tuition and Fees Applicable to All Regular Full-Time
Undergraduate Nonresident Students by Carnegie Classification
Proposals for 2021-22

	2020-21 Approved Rates				Recommended 2021-22 Changes					
	Tuition	Mandatory Fees	Debt Service	Total Tuition & Fees	Tuition	Mandatory Fees	Debt Service	Total Changes	Proposed Tuition & Fees	% Incr.
NC State	\$26,654.00	\$1,788.60	\$572.00	\$29,014.60	\$666.00	\$68.00	(38.00)	\$696.00	\$29,710.60	2.4%
UNC-CH	34,198.00	1,546.61	185.85	35,930.46	684.00	40.00	0.00	724.00	36,654.46	2.0%
ECU	20,729.00	2,172.00	445.00	23,346.00	0.00	78.00	0.00	78.00	23,424.00	0.3%
N.C. A&T	17,050.00	2,422.81	588.00	20,060.81	0.00	61.50	0.00	61.50	20,122.31	0.3%
UNCC	17,246.00	2,374.00	720.00	20,340.00	0.00	92.00	0.00	92.00	20,432.00	0.5%
UNCG	19,581.00	2,159.00	707.00	22,447.00	0.00	86.00	0.00	86.00	22,533.00	0.4%
UNCW	18,508.00	2,258.44	376.00	21,142.44	0.00	57.07	0.00	57.07	21,199.51	0.3%
ASU	19,049.00	2,374.00	634.00	22,057.00	800.00	40.00	0.00	840.00	22,897.00	3.8%
FSU	14,590.00	1,993.00	335.00	16,918.00	0.00	70.00	0.00	70.00	16,988.00	0.4%
NCCU	16,435.00	2,120.21	570.00	19,125.21	0.00	30.00	0.00	30.00	19,155.21	0.2%
UNCP	5,000.00	2,249.76	206.00	7,455.76	0.00	40.00	0.00	40.00	7,495.76	0.5%
WCU	5,000.00	2,313.00	523.00	7,836.00	0.00	66.00	0.00	66.00	7,902.00	0.8%
WSSU	13,648.00	2,040.16	423.00	16,111.16	409.44	74.00	0.00	483.44	16,594.60	3.0%
UNCA	21,470.00	2,572.50	394.00	24,436.50	0.00	65.00	0.00	65.00	24,501.50	0.3%
ECSU	5,000.00	2,259.69	0.00	7,259.69	0.00	67.31	0.00	67.31	7,327.00	0.9%
UNCSA*	23,040.00	2,415.00	0.00	25,455.00	691.00	30.00	0.00	721.00	26,176.00	2.8%
Average	17,324.88	2,191.17	417.43	19,933.48	203.15	60.31	(2.38)	261.08	20,194.56	1.3%

* Does not include High School

APPENDIX G

Base Budget

UNC System Operations

SUMMARY	FY 2019-20	FY 2020-21	FY 2021-22	FY 2022-23
Institutional Budgets	Expended	Authorized	Requested	Requested
Appalachian State University	\$ 263,596,294	\$ 267,783,708	\$ 267,783,708	\$ 267,783,708
ECU, Academic	410,795,454	407,117,556	407,120,602	407,123,708
ECU, Health	92,567,248	92,019,394	92,019,394	92,019,394
Elizabeth City State University	44,222,479	39,493,791	39,493,791	39,493,791
Fayetteville State University	76,220,803	82,222,001	77,612,443	77,612,443
N.C. A&T State University	183,742,804	186,000,059	183,014,245	183,029,849
NC Central University	135,390,607	139,027,491	139,027,491	139,027,491
NC State, Academic	879,062,275	866,226,993	864,287,918	864,349,068
NC State, Ag. Research	77,140,451	73,189,643	73,189,643	73,189,643
NC State, Coop. Ext.	59,199,851	59,619,549	59,619,549	59,619,549
UNC Asheville	61,862,194	62,523,226	62,523,226	62,523,226
UNC-Chapel Hill, Academic	643,743,950	648,084,858	648,084,858	648,084,858
UNC-Chapel Hill, Health	326,675,047	339,157,192	334,357,192	334,357,192
UNC-Chapel Hill, AHEC	51,272,694	50,448,874	49,948,874	49,948,874
UNC Charlotte	432,446,529	434,327,003	425,327,003	425,327,003
UNC Greensboro	294,026,701	289,992,935	289,992,935	289,992,935
UNC Pembroke	96,069,103	99,109,865	94,110,944	94,109,865
UNC Wilmington	254,326,609	249,933,584	249,933,584	249,933,584
UNC School of the Arts	51,023,539	50,497,644	50,366,379	50,366,379
Western Carolina University	166,078,502	161,823,110	161,859,440	161,897,131
Winston-Salem State University	86,507,735	87,439,197	87,439,197	87,439,197
NCSSM	25,467,331	28,493,052	28,708,031	28,708,031
UNC System Office				
UNC System Office	38,850,722	34,981,170	34,981,170	34,981,170
UNC-TV	9,504,102	9,588,922	9,588,922	9,588,922
Institutional Programs	17,020,000	111,625,888	40,623,790	40,623,790
Related Educational Programs	163,463,280	164,000,476	164,000,476	164,000,476
Total Expenditures	4,940,276,304	5,034,727,181	4,935,014,805	4,935,131,277
Receipts:				
Tuition	1,609,434,425	1,654,725,336	1,655,196,176	1,655,196,176
All Other Receipts	393,602,679	401,268,574	317,761,734	317,761,734
Total Receipts	2,003,037,103	2,055,993,910	1,972,957,910	1,972,957,910
General Fund Appropriation	2,937,239,201	2,978,733,271	2,962,056,895	2,962,173,367
Net Adjustments to Appropriation				
Annualization of programs and positions			0	0
Adjustments for nonrecurring funds			(16,791,942)	(16,791,942)
Adjustments for statutory appropriations			0	0
Rate increases of existing leases			115,566	232,038
Other adjustments (net)			0	0
Total			(16,676,376)	(16,559,904)

Note: excludes aid to private institutions

APPENDIX G

Base Budget

UNC System Operations

Appalachian State University Academic Budget	FY 2019-20 Expended	FY 2020-21 Authorized	FY 2021-22 Requested	FY 2022-23 Requested
Operating Expenditures:				
Instruction	\$131,672,588	\$134,300,612	\$134,300,612	\$134,300,612
Summer Term Instruction	7,842,970	10,289,976	10,289,976	10,289,976
Non-Credit & Receipts-Supported Instruction	280,451	208,551	208,551	208,551
Organized Research	5,090	2,951	2,951	2,951
UNC System Laboratory School Operations	3,804,692	347,054	347,054	347,054
Community Services	972,152	922,352	922,352	922,352
Libraries	10,252,234	10,868,011	10,868,011	10,868,011
General Academic Support	20,758,357	20,723,119	20,723,119	20,723,119
COVID-19 Relief Fund	899,999	—	—	—
Student Services	7,817,113	8,897,387	8,897,387	8,897,387
Institutional Support	32,933,084	32,477,981	32,477,981	32,477,981
Physical Plant Operation	32,787,662	33,649,708	33,649,708	33,649,708
Student Financial Aid	13,569,902	15,096,006	15,096,006	15,096,006
Total Expenditures	263,596,294	267,783,708	267,783,708	267,783,708
Receipts:				
Tuition	105,078,681	111,130,373	111,130,373	111,130,373
All Other Receipts	8,362,491	6,745,327	6,745,327	6,745,327
Total Receipts	113,441,172	117,875,700	117,875,700	117,875,700
General Fund Appropriation	150,155,122	149,908,008	149,908,008	149,908,008
Net Adjustments to Appropriation				
Annualization of programs and positions			—	—
Adjustments for nonrecurring funds			—	—
Adjustments for statutory appropriations			—	—
Rate increases of existing leases			—	—
Other adjustments (net)			—	—
Total			0	0

APPENDIX G

Base Budget

UNC System Operations

East Carolina University Academic Affairs	FY 2019-20 Expended	FY 2020-21 Authorized	FY 2021-22 Requested	FY 2022-23 Requested
Operating Expenditures:				
Instruction	\$159,743,682	\$163,476,759	\$163,476,759	\$163,476,759
Summer Term Instruction	1,611,284	2,007,087	2,007,087	2,007,087
Non-Credit & Receipts-Supported Instruction	5,213,619	3,126,857	3,126,857	3,126,857
ECU Division of Health Services	45,883,109	45,070,013	45,070,013	45,070,013
Organized Research	9,111,332	5,207,919	5,207,919	5,207,919
UNC System Laboratory School Operations	1,609,621	1,818,530	1,818,530	1,818,530
Community Services	1,269,207	1,124,428	1,124,428	1,124,428
Libraries	13,111,598	14,373,850	14,373,850	14,373,850
General Academic Support	12,024,245	12,662,079	12,662,079	12,662,079
COVID-19 Relief Fund	2,160	—	—	—
Student Services	11,920,448	11,521,101	11,521,101	11,521,101
Institutional Support	57,811,066	62,309,931	62,312,977	62,316,083
Physical Plant Operation	61,120,864	59,503,643	59,503,643	59,503,643
Student Financial Aid	24,578,455	24,915,359	24,915,359	24,915,359
Other Reserves	5,784,764	—	—	—
Total Expenditures	410,795,454	407,117,556	407,120,602	407,123,708
Receipts:				
Tuition	152,790,301	155,666,447	155,666,447	155,666,447
All Other Receipts	24,127,682	14,433,379	14,433,379	14,433,379
Total Receipts	176,917,983	170,099,826	170,099,826	170,099,826
General Fund Appropriation	233,877,471	237,017,730	237,020,776	237,023,882
Net Adjustments to Appropriation				
Annualization of programs and positions			—	—
Adjustments for nonrecurring funds			—	—
Adjustments for statutory appropriations			—	—
Rate increases of existing leases			3,046	6,152
Other adjustments (net)			—	—
Total			3,046	6,152

APPENDIX G

Base Budget

UNC System Operations

East Carolina University Health Affairs	FY 2019-20 Expended	FY 2020-21 Authorized	FY 2021-22 Requested	FY 2022-23 Requested
Operating Expenditures:				
Instruction	\$62,833,708	\$60,267,753	\$60,267,753	\$60,267,753
ECU - Dental School	18,497,653	21,494,813	21,494,813	21,494,813
Organized Research	325,535	—	—	—
COVID-19 Research - Brody School of Medicine	—	500,000	500,000	500,000
Libraries	2,522,297	2,736,953	2,736,953	2,736,953
Institutional Support	3,818,453	4,404,088	4,404,088	4,404,088
Student Financial Aid	2,607,727	2,615,787	2,615,787	2,615,787
Other Reserves	1,961,875	—	—	—
 Total Expenditures	 92,567,248	 92,019,394	 92,019,394	 92,019,394
Receipts:				
Tuition	11,769,246	12,279,946	12,279,946	12,279,946
All Other Receipts	2,437,607	853,460	853,460	853,460
 Total Receipts	 14,206,853	 13,133,406	 13,133,406	 13,133,406
 General Fund Appropriation	 78,360,395	 78,885,988	 78,885,988	 78,885,988
 Net Adjustments to Appropriation				
Annualization of programs and positions			—	—
Adjustments for nonrecurring funds			—	—
Adjustments for statutory appropriations			—	—
Rate increases of existing leases			—	—
Other adjustments (net)			—	—
Total			0	0

APPENDIX G

Base Budget

UNC System Operations

Elizabeth City State University Academic Budget	FY 2019-20 Expended	FY 2020-21 Authorized	FY 2021-22 Requested	FY 2022-23 Requested
Operating Expenditures:				
Instruction	\$11,734,370	\$13,595,750	\$13,595,750	\$13,595,750
Summer Term Instruction	352,804	699,817	699,817	699,817
Community Services	318,194	286,150	286,150	286,150
Libraries	906,740	883,243	883,243	883,243
General Academic Support	1,653,099	1,150,790	1,150,790	1,150,790
COVID-19 Relief Fund	200,000	—	—	—
Student Services	1,979,306	2,777,381	2,777,381	2,777,381
Institutional Support	9,743,354	8,605,586	8,605,586	8,605,586
Physical Plant Operation	13,138,997	7,579,119	7,579,119	7,579,119
Student Financial Aid	3,906,999	3,915,955	3,915,955	3,915,955
Other Reserves	288,615	—	—	—
Total Expenditures	44,222,479	39,493,791	39,493,791	39,493,791
Receipts:				
Tuition	2,165,716	3,245,176	3,245,176	3,245,176
All Other Receipts	1,303,667	414,993	414,993	414,993
Total Receipts	3,469,383	3,660,169	3,660,169	3,660,169
General Fund Appropriation	40,753,096	35,833,622	35,833,622	35,833,622
Net Adjustments to Appropriation				
Annualization of programs and positions			—	—
Adjustments for nonrecurring funds			—	—
Adjustments for statutory appropriations			—	—
Rate increases of existing leases			—	—
Other adjustments (net)			—	—
Total			0	0

APPENDIX G

Base Budget

UNC System Operations

Fayetteville State University Academic Budget	FY 2019-20 Expended	FY 2020-21 Authorized	FY 2021-22 Requested	FY 2022-23 Requested
Operating Expenditures:				
Instruction	\$37,892,563	\$38,217,731	\$38,536,684	\$38,536,684
Summer Term Instruction	2,002,874	2,192,806	2,500,000	2,500,000
UNC Policy Collaboratory Research COVID-19	—	—	—	—
Community Services	92,457	27,127	92,811	92,811
Libraries	1,585,841	2,536,667	1,624,970	1,624,970
General Academic Support	3,229,479	3,522,604	3,316,581	3,316,581
COVID-19 Relief Fund	324,500	5,044,500	44,500	44,500
Student Services	3,503,408	3,711,489	3,587,599	3,587,599
Institutional Support	12,169,439	11,804,885	12,365,493	12,365,493
Physical Plant Operation	11,149,176	11,201,132	11,580,745	11,580,745
Student Financial Aid	4,103,528	3,963,060	3,963,060	3,963,060
Other Reserves	167,538	—	—	—
Total Expenditures	76,220,803	82,222,001	77,612,443	77,612,443
Receipts:				
Tuition	19,510,202	20,967,246	21,466,239	21,466,239
All Other Receipts	1,320,441	6,090,789	982,238	982,238
Total Receipts	20,830,643	27,058,035	22,448,477	22,448,477
General Fund Appropriation	55,390,160	55,163,966	55,163,966	55,163,966
Net Adjustments to Appropriation				
Annualization of programs and positions			—	—
Adjustments for nonrecurring funds			—	—
Adjustments for statutory appropriations			—	—
Rate increases of existing leases			—	—
Other adjustments (net)			—	—
Total			0	0

Note: Fayetteville State's Base Budget has been adjusted to reflect a pending revision.

APPENDIX G

Base Budget

UNC System Operations

N. C. A & T State University Academic Budget	FY 2019-20 Expended	FY 2020-21 Authorized	FY 2021-22 Requested	FY 2022-23 Requested
Operating Expenditures:				
Instruction	\$82,268,677	\$91,063,720	\$91,072,544	\$91,082,249
Summer Term Instruction	3,083,538	3,638,249	3,638,249	3,638,249
Non-Credit & Receipts-Supported Instruction	178,807	118,188	118,188	118,188
Organized Research	9,533,539	13,892,764	4,443,255	4,443,255
Evans Allen Agricultural Research State Match	—	—	3,206,235	3,206,235
Cooperative Extension State Match	—	—	3,243,274	3,243,274
Community Services	89,785	84,629	84,629	84,629
Libraries	6,310,890	5,787,179	5,787,179	5,787,179
General Academic Support	13,176,219	11,529,007	11,529,007	11,529,007
COVID-19 Relief Fund	(3)	—	—	—
Student Services	6,211,511	8,357,637	8,357,637	8,357,637
Institutional Support	25,305,468	20,954,502	20,957,002	20,959,752
Physical Plant Operation	24,628,129	21,765,354	21,768,216	21,771,365
Student Financial Aid	10,764,771	8,808,830	8,808,830	8,808,830
Other Reserves	2,191,472	—	—	—
Total Expenditures	183,742,804	186,000,059	183,014,245	183,029,849
Receipts:				
Tuition	82,745,224	82,625,820	82,625,820	82,625,820
All Other Receipts	5,507,012	8,171,956	5,171,956	5,171,956
Total Receipts	88,252,235	90,797,776	87,797,776	87,797,776
General Fund Appropriation	95,490,569	95,202,283	95,216,469	95,232,073
Net Adjustments to Appropriation				
Annualization of programs and positions			—	—
Adjustments for nonrecurring funds			—	—
Adjustments for statutory appropriations			—	—
Rate increases of existing leases			14,186	29,790
Other adjustments (net)			—	—
Total			14,186	29,790

APPENDIX G

Base Budget

UNC System Operations

N. C. Central University Academic Budget	FY 2019-20 Expended	FY 2020-21 Authorized	FY 2021-22 Requested	FY 2022-23 Requested
Operating Expenditures:				
Instruction	\$61,002,841	\$67,437,521	\$67,437,521	\$67,437,521
Summer Term Instruction	1,461,419	3,457,797	3,457,797	3,457,797
Non-Credit & Receipts-Supported Instruction	39,726	8,102	8,102	8,102
Organized Research	87,091	882	882	882
Community Services	396,490	446,940	446,940	446,940
Libraries	5,220,095	6,184,653	6,184,653	6,184,653
General Academic Support	12,190,558	10,340,093	10,340,093	10,340,093
COVID-19 Relief Fund	790,806	—	—	—
Student Services	4,538,795	4,762,887	4,762,887	4,762,887
Institutional Support	19,429,347	20,710,831	20,710,831	20,710,831
Physical Plant Operation	18,995,174	16,492,392	16,492,392	16,492,392
Student Financial Aid	9,078,763	9,185,393	9,185,393	9,185,393
Other Reserves	2,159,501	—	—	—
Total Expenditures	135,390,607	139,027,491	139,027,491	139,027,491
Receipts:				
Tuition	46,085,531	50,503,566	50,503,566	50,503,566
All Other Receipts	2,925,122	1,332,963	1,332,963	1,332,963
Total Receipts	49,010,653	51,836,529	51,836,529	51,836,529
General Fund Appropriation	86,379,954	87,190,962	87,190,962	87,190,962
Net Adjustments to Appropriation				
Annualization of programs and positions			—	—
Adjustments for nonrecurring funds			—	—
Adjustments for statutory appropriations			—	—
Rate increases of existing leases			—	—
Other adjustments (net)			—	—
Total			0	0

APPENDIX G

Base Budget

UNC System Operations

North Carolina State University Academic Budget	FY 2019-20 Expended	FY 2020-21 Authorized	FY 2021-22 Requested	FY 2022-23 Requested
Operating Expenditures:				
Instruction	\$373,784,469	\$389,821,760	\$389,882,685	\$389,943,835
Summer Term Instruction	10,516,556	9,600,000	9,600,000	9,600,000
Non-Credit & Receipts-Supported Instruction	7,783,440	9,756,358	9,756,358	9,756,358
NC State University - Veterinary Medicine	73,106,140	72,006,496	72,006,496	72,006,496
Organized Research	29,408,092	24,482,592	22,482,592	22,482,592
Community Services	9,437,662	10,295,065	10,295,065	10,295,065
Libraries	37,235,662	36,732,536	36,732,536	36,732,536
General Academic Support	23,683,054	22,066,959	22,066,959	22,066,959
COVID-19 Relief Fund	509,300	—	—	—
Student Services	12,533,404	13,108,950	13,108,950	13,108,950
Institutional Support	89,821,197	84,294,249	84,294,249	84,294,249
Physical Plant Operation	132,823,898	121,418,043	121,418,043	121,418,043
Student Financial Aid	78,419,399	72,643,985	72,643,985	72,643,985
Total Expenditures	879,062,275	866,226,993	864,287,918	864,349,068
Receipts:				
Tuition	351,773,950	350,466,277	350,466,277	350,466,277
All Other Receipts	100,567,469	87,839,152	85,839,152	85,839,152
Total Receipts	452,341,419	438,305,429	436,305,429	436,305,429
General Fund Appropriation	426,720,856	427,921,564	427,982,489	428,043,639
Net Adjustments to Appropriation				
Annualization of programs and positions			—	—
Adjustments for nonrecurring funds			—	—
Adjustments for statutory appropriations			—	—
Rate increases of existing leases			60,925	122,075
Other adjustments (net)			—	—
Total			60,925	122,075

APPENDIX G

Base Budget

UNC System Operations

Agricultural Research Service	FY 2019-20 Expended	FY 2020-21 Authorized	FY 2021-22 Requested	FY 2022-23 Requested
Operating Expenditures:				
Administration	\$ 7,736,629	\$ 8,149,056	\$ 8,149,056	\$ 8,149,056
Research	58,566,568	53,681,991	53,681,991	53,681,991
Research Stations	10,837,254	11,358,596	11,358,596	11,358,596
 Total Expenditures	 77,140,451	 73,189,643	 73,189,643	 73,189,643
 Total Receipts	 21,992,050	 17,662,615	 17,662,615	 17,662,615
 General Fund Appropriation	 55,148,401	 55,527,028	 55,527,028	 55,527,028
 Net Adjustments to Appropriation				
Annualization of programs and positions			—	—
Adjustments for nonrecurring funds			—	—
Adjustments for statutory appropriations			—	—
Rate increases of existing leases			—	—
Other adjustments (net)			—	—
Total			0	0

APPENDIX G

Base Budget

UNC System Operations

Cooperative Extension Service	FY 2019-20 Expended	FY 2020-21 Authorized	FY 2021-22 Requested	FY 2022-23 Requested
Operating Expenditures:				
State Administration	\$ 7,563,091	\$ 6,862,082	\$ 6,862,082	\$ 6,862,082
State Program Operations	26,943,463	29,535,276	29,535,276	29,535,276
County Program Operation	24,693,297	23,222,191	23,222,191	23,222,191
 Total Expenditures	 59,199,851	 59,619,549	 59,619,549	 59,619,549
 Total Receipts	 18,166,954	 18,144,142	 18,144,142	 18,144,142
 General Fund Appropriation	 41,032,897	 41,475,407	 41,475,407	 41,475,407
 Net Adjustments to Appropriation				
Annualization of programs and positions			—	—
Adjustments for nonrecurring funds			—	—
Adjustments for statutory appropriations			—	—
Rate increases of existing leases			—	—
Other adjustments (net)			—	—
Total			0	0

APPENDIX G

Base Budget

UNC System Operations

UNC Asheville Academic Budget	FY 2019-20 Expended	FY 2020-21 Authorized	FY 2021-22 Requested	FY 2022-23 Requested
Operating Expenditures:				
Instruction	\$26,913,606	\$27,746,292	\$27,746,292	\$27,746,292
Summer Term Instruction	1,225,626	945,965	945,965	945,965
Non-Credit & Receipts-Supported Instruction	229,011	173,659	173,659	173,659
Community Services	516,683	394,088	394,088	394,088
Libraries	1,959,017	2,009,501	2,009,501	2,009,501
General Academic Support	1,612,560	2,660,479	2,660,479	2,660,479
COVID-19 Relief Fund	448,337	—	—	—
Student Services	4,303,851	4,105,024	4,105,024	4,105,024
Institutional Support	12,129,094	11,917,505	11,917,505	11,917,505
Physical Plant Operation	9,070,532	9,082,784	9,082,784	9,082,784
Student Financial Aid	3,445,769	3,487,929	3,487,929	3,487,929
Other Reserves	8,108	—	—	—
Total Expenditures	61,862,194	62,523,226	62,523,226	62,523,226
Receipts:				
Tuition	19,161,430	21,057,146	21,057,146	21,057,146
All Other Receipts	1,806,865	819,096	819,096	819,096
Total Receipts	20,968,295	21,876,242	21,876,242	21,876,242
General Fund Appropriation	40,893,899	40,646,984	40,646,984	40,646,984
Net Adjustments to Appropriation				
Annualization of programs and positions			—	—
Adjustments for nonrecurring funds			—	—
Adjustments for statutory appropriations			—	—
Rate increases of existing leases			—	—
Other adjustments (net)			—	—
Total			0	0

APPENDIX G

Base Budget

UNC System Operations

UNC-Chapel Hill Academic Affairs	FY 2019-20 Expended	FY 2020-21 Authorized	FY 2021-22 Requested	FY 2022-23 Requested
Operating Expenditures:				
Instruction	\$253,115,981	\$252,341,668	\$252,341,668	\$252,341,668
Summer Term Instruction	6,796,525	6,800,000	6,800,000	6,800,000
Non-Credit & Receipts-Supported Instruction	54,816,327	57,610,483	57,610,483	57,610,483
School of Government	13,440,227	10,797,217	10,797,217	10,797,217
Organized Research	3,286,867	4,067,513	4,067,513	4,067,513
Community Services	1,298,531	2,253,650	2,253,650	2,253,650
Libraries	29,820,681	28,663,283	28,663,283	28,663,283
General Academic Support	52,451,762	50,942,544	50,942,544	50,942,544
Student Services	16,226,181	17,298,796	17,298,796	17,298,796
Institutional Support	61,494,030	59,422,367	59,422,367	59,422,367
Physical Plant Operation	65,829,465	71,303,985	71,303,985	71,303,985
Student Financial Aid	78,921,591	86,583,352	86,583,352	86,583,352
Other Reserves	6,245,783	—	—	—
Total Expenditures	643,743,950	648,084,858	648,084,858	648,084,858
Receipts:				
Tuition	291,606,714	301,411,987	301,411,987	301,411,987
All Other Receipts	69,718,643	64,299,767	64,299,767	64,299,767
Total Receipts	361,325,357	365,711,754	365,711,754	365,711,754
General Fund Appropriation	282,418,593	282,373,104	282,373,104	282,373,104
Net Adjustments to Appropriation				
Annualization of programs and positions			—	—
Adjustments for nonrecurring funds			—	—
Adjustments for statutory appropriations			—	—
Rate increases of existing leases			—	—
Other adjustments (net)			—	—
Total			0	0

APPENDIX G

Base Budget

UNC System Operations

UNC-Chapel Hill Health Affairs	FY 2019-20 Expended	FY 2020-21 Authorized	FY 2021-22 Requested	FY 2022-23 Requested
Operating Expenditures:				
Regular Term Instruction	\$221,485,360	\$223,788,963	\$223,788,963	\$223,788,963
Organized Research	\$3,119,561	\$4,752,509	\$4,752,509	\$4,752,509
Libraries	\$5,727,565	\$7,295,094	\$7,295,094	\$7,295,094
General Academic Support	\$836,026	\$144,015	\$144,015	\$144,015
COVID-19 Relief Fund	—	\$4,800,000	—	—
Student Services	—	\$20,000	\$20,000	\$20,000
Institutional Support	3,294,327	1,487,080	1,487,080	1,487,080
Physical Plant Operation	68,666,185	71,286,350	71,286,350	71,286,350
Student Financial Aid	23,546,023	25,583,181	25,583,181	25,583,181
Other Reserves	—	—	—	—
Total Expenditures	326,675,047	339,157,192	334,357,192	334,357,192
Receipts:				
Tuition	101,363,611	113,246,047	113,246,047	113,246,047
All Other Receipts	22,870,490	23,373,364	18,573,364	18,573,364
Total Receipts	124,234,100	136,619,411	131,819,411	131,819,411
General Fund Appropriation	202,440,946	202,537,781	202,537,781	202,537,781
Net Adjustments to Appropriation				
Annualization of programs and positions			—	—
Adjustments for nonrecurring funds			—	—
Adjustments for statutory appropriations			—	—
Rate increases of existing leases			—	—
Other adjustments (net)			—	—
Total			0	0

APPENDIX G

Base Budget

UNC System Operations

UNC-Chapel Hill Area Health Education Centers	FY 2019-20 Expended	FY 2020-21 Authorized	FY 2021-22 Requested	FY 2022-23 Requested
Operating Expenditures:				
COVID-19 Relief Fund	\$ —	\$ 500,000	\$ —	\$ —
Physical Plant Operation	838,974	838,974	838,974	838,974
Operations	38,356,756	36,646,824	36,646,824	36,646,824
Residency Training	3,455,649	3,896,890	3,896,890	3,896,890
Health Sciences Support	8,250,244	8,566,186	8,566,186	8,566,186
Other Reserves	371,072	—	—	—
Total Expenditures	51,272,694	50,448,874	49,948,874	49,948,874
Receipts	1,366,341	500,000	—	—
General Fund Appropriation	49,906,353	49,948,874	49,948,874	49,948,874
Net Adjustments to Appropriation				
Annualization of programs and positions			—	—
Adjustments for nonrecurring funds			—	—
Adjustments for statutory appropriations			—	—
Rate increases of existing leases			—	—
Other adjustments (net)			—	—
Total			0	0

APPENDIX G

Base Budget

UNC System Operations

UNC Charlotte Academic Budget	FY 2019-20 Expended	FY 2020-21 Authorized	FY 2021-22 Requested	FY 2022-23 Requested
Operating Expenditures:				
Instruction	\$219,848,625	\$220,162,916	\$220,162,916	\$220,162,916
Summer Term Instruction	5,602,743	7,590,645	7,590,645	7,590,645
Non-Credit & Receipts-Supported Instruction	4,059,172	2,450,000	2,450,000	2,450,000
Organized Research	3,880,483	2,116,462	2,116,462	2,116,462
Community Services	2,045,176	2,264,386	2,264,386	2,264,386
Libraries	14,615,508	12,555,609	12,555,609	12,555,609
General Academic Support	29,959,732	43,387,260	43,387,260	43,387,260
COVID-19 Relief Fund	223,550	9,000,000	—	—
Student Services	23,182,036	18,088,805	18,088,805	18,088,805
Institutional Support	54,320,901	41,052,377	41,052,377	41,052,377
Physical Plant Operation	56,631,214	59,367,144	59,367,144	59,367,144
Student Financial Aid	16,932,429	15,938,136	15,938,136	15,938,136
Other Reserves	—	66,619	66,619	66,619
Multi-Activity	1,144,962	286,644	286,644	286,644
Total Expenditures	432,446,529	434,327,003	425,327,003	425,327,003
Receipts:				
Tuition	154,152,414	157,876,830	157,876,830	157,876,830
All Other Receipts	16,760,812	16,288,500	7,288,500	7,288,500
Total Receipts	170,913,226	174,165,330	165,165,330	165,165,330
General Fund Appropriation	261,533,302	260,161,673	260,161,673	260,161,673
Net Adjustments to Appropriation				
Annualization of programs and positions			—	—
Adjustments for nonrecurring funds			—	—
Adjustments for statutory appropriations			—	—
Rate increases of existing leases			—	—
Other adjustments (net)			—	—
Total			0	0

APPENDIX G

Base Budget

UNC System Operations

UNC Greensboro Academic Budget	FY 2019-20 Expended	FY 2020-21 Authorized	FY 2021-22 Requested	FY 2022-23 Requested
Operating Expenditures:				
Instruction	\$150,524,023	\$158,894,388	\$158,528,901	\$158,528,901
Summer Term Instruction	579,537	2,208,712	2,208,712	2,208,712
Non-Credit & Receipts-Supported Instruction	1,582,738	1,391,165	1,391,165	1,391,165
UNC System Laboratory School Operations	3,882,397	4,150,641	4,150,641	4,150,641
Libraries	13,234,714	13,748,642	13,603,515	13,603,515
General Academic Support	21,939,673	14,687,888	14,707,654	14,707,654
COVID-19 Relief Fund	116,119	—	—	—
Student Services	16,269,767	16,825,112	17,143,585	17,143,585
Institutional Support	33,805,931	31,667,861	31,859,828	31,859,828
Physical Plant Operation	36,598,728	32,492,490	32,472,898	32,472,898
Student Financial Aid	15,493,073	13,926,036	13,926,036	13,926,036
Total Expenditures	294,026,701	289,992,935	289,992,935	289,992,935
Receipts:				
Tuition	99,093,965	99,164,165	99,164,165	99,164,165
All Other Receipts	13,487,533	9,040,643	9,040,643	9,040,643
Total Receipts	112,581,498	108,204,808	108,204,808	108,204,808
General Fund Appropriation	181,445,204	181,788,127	181,788,127	181,788,127
Net Adjustments to Appropriation				
Annualization of programs and positions			—	—
Adjustments for nonrecurring funds			—	—
Adjustments for statutory appropriations			—	—
Rate increases of existing leases			—	—
Other adjustments (net)			—	—
Total			0	0

APPENDIX G

Base Budget

UNC System Operations

UNC Pembroke Academic Budget	FY 2019-20 Expended	FY 2020-21 Authorized	FY 2021-22 Requested	FY 2022-23 Requested
Operating Expenditures:				
Instruction	\$40,107,765	\$41,279,246	\$41,279,246	\$41,279,246
Summer Term Instruction	251,667	1,500,000	1,500,000	1,500,000
Non-Credit & Receipts-Supported Instruction	10,022	50,000	50,000	50,000
Community Services	257,591	225,090	225,090	225,090
Libraries	2,741,154	2,826,585	2,826,585	2,826,585
General Academic Support	11,361,906	9,643,399	9,644,478	9,643,399
COVID-19 Relief Fund	—	5,000,000	—	—
Student Services	6,565,897	6,853,792	6,853,792	6,853,792
Institutional Support	17,330,283	16,112,748	16,112,748	16,112,748
Physical Plant Operation	14,362,036	12,721,431	12,721,431	12,721,431
Student Financial Aid	2,884,678	2,897,574	2,897,574	2,897,574
Other Reserves	196,104	—	—	—
Total Expenditures	96,069,103	99,109,865	94,110,944	94,109,865
Receipts:				
Tuition	15,282,408	15,495,049	15,495,049	15,495,049
All Other Receipts	2,515,160	5,294,083	294,083	294,083
Total Receipts	17,797,568	20,789,132	15,789,132	15,789,132
General Fund Appropriation	78,271,535	78,320,733	78,321,812	78,320,733
Net Adjustments to Appropriation				
Annualization of programs and positions			—	—
Adjustments for nonrecurring funds			—	—
Adjustments for statutory appropriations			—	—
Rate increases of existing leases			1,079	—
Other adjustments (net)			—	—
Total			1,079	0

APPENDIX G

Base Budget

UNC System Operations

UNC Wilmington Academic Budget	FY 2019-20 Expended	FY 2020-21 Authorized	FY 2021-22 Requested	FY 2022-23 Requested
Operating Expenditures:				
Instruction	\$128,291,827	\$136,781,099	\$136,781,099	\$136,781,099
Summer Term Instruction	1,159,935	2,978,774	2,978,774	2,978,774
Non-Credit & Receipts-Supported Instruction	405,147	369,640	369,640	369,640
Organized Research	5,250,439	4,714,032	4,714,032	4,714,032
UNC System Laboratory School Operations	2,636,539	2,416,296	2,416,296	2,416,296
Community Services	2,015,629	615,262	615,262	615,262
Libraries	9,400,091	8,666,962	8,666,962	8,666,962
General Academic Support	15,599,581	13,859,972	13,859,972	13,859,972
Student Services	11,615,272	10,731,315	10,731,315	10,731,315
Institutional Support	34,251,179	29,594,339	29,594,339	29,594,339
Physical Plant Operation	31,644,195	29,487,395	29,487,395	29,487,395
Student Financial Aid	11,672,010	9,718,498	9,718,498	9,718,498
Other Reserves	384,765	—	—	—
Total Expenditures	254,326,609	249,933,584	249,933,584	249,933,584
Receipts:				
Tuition	96,518,477	97,167,169	97,167,169	97,167,169
All Other Receipts	9,287,458	4,877,638	4,877,638	4,877,638
Total Receipts	105,805,935	102,044,807	102,044,807	102,044,807
General Fund Appropriation	148,520,674	147,888,777	147,888,777	147,888,777
Net Adjustments to Appropriation				
Annualization of programs and positions			—	—
Adjustments for nonrecurring funds			—	—
Adjustments for statutory appropriations			—	—
Rate increases of existing leases			—	—
Other adjustments (net)			—	—
Total			0	0

APPENDIX G

Base Budget

UNC System Operations

UNC School of the Arts Academic Budget	FY 2019-20 Expended	FY 2020-21 Authorized	FY 2021-22 Requested	FY 2022-23 Requested
Operating Expenditures:				
Instruction	\$16,068,318	\$16,907,999	\$16,907,999	\$16,907,999
Summer Term Instruction	57,365	153,153	125,000	125,000
Non-Credit & Receipts-Supported Instruction	—	415,000	415,000	415,000
Community Services	235,804	266,445	173,861	173,861
Libraries	1,487,812	1,452,861	1,452,861	1,452,861
General Academic Support	4,940,322	5,035,341	5,035,341	5,035,341
COVID-19 Relief Fund	73,228	—	—	—
Student Services	1,562,035	1,479,401	1,479,401	1,479,401
Institutional Support	10,846,356	10,611,311	10,600,783	10,600,783
Physical Plant Operation	11,003,776	9,943,884	9,943,884	9,943,884
Student Financial Aid	3,925,787	4,232,249	4,232,249	4,232,249
Other Reserves	822,736	—	—	—
Total Expenditures	51,023,539	50,497,644	50,366,379	50,366,379
Receipts:				
Tuition	15,918,345	15,836,281	15,808,128	15,808,128
All Other Receipts	1,291,976	767,108	663,996	663,996
Total Receipts	17,210,322	16,603,389	16,472,124	16,472,124
General Fund Appropriation	33,813,218	33,894,255	33,894,255	33,894,255
Net Adjustments to Appropriation				
Annualization of programs and positions			—	—
Adjustments for nonrecurring funds			—	—
Adjustments for statutory appropriations			—	—
Rate increases of existing leases			—	—
Other adjustments (net)			—	—
Total			0	0

APPENDIX G

Base Budget

UNC System Operations

Western Carolina University Academic Budget	FY 2019-20 Expended	FY 2020-21 Authorized	FY 2021-22 Requested	FY 2022-23 Requested
Operating Expenditures:				
Instruction	\$68,526,109	\$73,956,035	\$73,956,035	\$73,956,035
Summer Term Instruction	2,553,450	3,195,910	3,195,910	3,195,910
Non-Credit & Receipts-Supported Instruction	1,158,140	893,143	893,143	893,143
Organized Research	701,079	455,929	455,929	455,929
UNC System Laboratory School Operations	774,932	647,786	647,786	647,786
Community Services	290,260	223,618	223,618	223,618
NC Arboretum	2,580,284	2,369,019	2,369,019	2,369,019
Libraries	5,221,037	5,507,922	5,507,922	5,507,922
General Academic Support	11,502,524	12,750,114	12,750,114	12,750,114
COVID-19 Relief Fund	284,464	—	—	—
Student Services	8,461,289	8,076,600	8,076,600	8,076,600
Institutional Support	30,107,187	26,622,145	26,658,475	26,696,166
Physical Plant Operation	22,875,040	20,759,389	20,759,389	20,759,389
Student Financial Aid	6,533,243	6,365,500	6,365,500	6,365,500
Other Reserves	4,509,466	—	—	—
Total Expenditures	166,078,502	161,823,110	161,859,440	161,897,131
Receipts:				
Tuition	25,288,153	25,214,521	25,214,521	25,214,521
All Other Receipts	7,278,230	2,898,376	2,898,376	2,898,376
Total Receipts	32,566,383	28,112,897	28,112,897	28,112,897
General Fund Appropriation	133,512,119	133,710,213	133,746,543	133,784,234
Net Adjustments to Appropriation				
Annualization of programs and positions			—	—
Adjustments for nonrecurring funds			—	—
Adjustments for statutory appropriations			—	—
Rate increases of existing leases			36,330	74,021
Other adjustments (net)			—	—
Total			36,330	74,021

APPENDIX G

Base Budget

UNC System Operations

Winston-Salem State University Academic Budget	FY 2019-20 Expended	FY 2020-21 Authorized	FY 2021-22 Requested	FY 2022-23 Requested
Operating Expenditures:				
Instruction	\$37,210,810	\$40,281,289	\$40,281,289	\$40,281,289
Summer Term Instruction	1,243,122	1,998,827	1,998,827	1,998,827
Non-Credit & Receipts-Supported Instruction	24,377	35,000	35,000	35,000
Community Services	109,516	222	222	222
Libraries	2,981,338	3,242,412	3,242,412	3,242,412
General Academic Support	3,218,118	4,088,907	4,088,907	4,088,907
COVID-19 Relief Fund	4,412	—	—	—
Student Services	4,256,528	4,872,597	4,872,597	4,872,597
Institutional Support	18,393,324	13,600,882	13,600,882	13,600,882
Physical Plant Operation	13,351,238	14,478,542	14,478,542	14,478,542
Student Financial Aid	4,747,795	4,669,596	4,669,596	4,669,596
Other Reserves	967,159	170,923	170,923	170,923
Total Expenditures	86,507,735	87,439,197	87,439,197	87,439,197
Receipts:				
Tuition	19,130,056	21,371,290	21,371,290	21,371,290
All Other Receipts	2,741,509	1,063,813	1,063,813	1,063,813
Total Receipts	21,871,565	22,435,103	22,435,103	22,435,103
General Fund Appropriation	64,636,170	65,004,094	65,004,094	65,004,094
Net Adjustments to Appropriation				
Annualization of programs and positions			—	—
Adjustments for nonrecurring funds			—	—
Adjustments for statutory appropriations			—	—
Rate increases of existing leases			—	—
Other adjustments (net)			—	—
Total			0	0

APPENDIX G

Base Budget

UNC System Operations

NCSSM Academic Budget	FY 2019-20 Expended	FY 2020-21 Authorized	FY 2021-22 Requested	FY 2022-23 Requested
Operating Expenditures:				
General Administration	\$ 5,732,026	\$ 5,333,305	\$ 5,315,700	\$ 5,315,700
Western Campus General Administration	—	2,785,922	2,785,922	2,785,922
COVID-19 Relief Fund	128,588	—	—	—
General Instruction	11,013,030	11,181,425	11,170,185	11,170,185
Western Campus General Instruction	—	501,633	501,633	501,633
Non-Credit & Receipts-Supported Instruction	440,121	496,316	496,316	496,316
Library Services	375,923	419,599	412,000	412,000
Student Services	4,873,390	5,064,644	5,059,172	5,059,172
Plant Facilities	2,904,251	2,710,208	2,967,103	2,967,103
Total Expenditures	25,467,331	28,493,052	28,708,031	28,708,031
Total Receipts	2,636,618	2,068,380	2,283,359	2,283,359
General Fund Appropriation	22,830,713	26,424,672	26,424,672	26,424,672
Net Adjustments to Appropriation				
Annualization of programs and positions			—	—
Adjustments for nonrecurring funds			—	—
Adjustments for statutory appropriations			—	—
Rate increases of existing leases			—	—
Other adjustments (net)			—	—
Total			0	0

APPENDIX G

Base Budget

UNC System Operations

UNC System Office Operating Budget	FY 2019-20 Expended	FY 2020-21 Authorized	FY 2021-22 Requested	FY 2022-23 Requested
Operating Expenditures:				
Center for Public Television	\$ 9,504,102	\$ 9,588,922	\$ 9,588,922	\$ 9,588,922
MCNC Contract (NCREN)	4,800,000	4,900,000	4,900,000	4,900,000
NC Center for School Leadership Development	194,309	—	—	—
System Office Operations	33,856,413	30,081,170	30,081,170	30,081,170
Total Expenditures	48,354,824	44,570,092	44,570,092	44,570,092
Total Receipts	1,048,923	46,899	46,899	46,899
General Fund Appropriation	47,305,901	44,523,193	44,523,193	44,523,193
Net Adjustments to Appropriation				
Annualization of programs and positions			—	—
Adjustments for nonrecurring funds			—	—
Adjustments for statutory appropriations			—	—
Rate increases of existing leases			—	—
Other adjustments (net)			—	—
Total			0	0

APPENDIX G

Base Budget

UNC System Operations

UNC System Office Institutional Programs	FY 2019-20 Expended	FY 2020-21 Authorized	FY 2021-22 Requested	FY 2022-23 Requested
UNC System COVID-19 Relief Fund	\$ —	\$ 14,000,000	\$ —	\$ —
Institutional Programs Reserve	—	80,605,888	23,603,790	23,603,790
University Cancer Research Fund	16,020,000	16,020,000	16,020,000	16,020,000
College Foundation of North Carolina	1,000,000	1,000,000	1,000,000	1,000,000
Total Expenditures	17,020,000	111,625,888	40,623,790	40,623,790
Total Receipts	38,855	54,210,156	—	—
General Fund Appropriation	16,981,145	57,415,732	40,623,790	40,623,790
Net Adjustments to Appropriation				
Annualization of programs and positions			—	—
Adjustments for nonrecurring funds			(16,791,942)	(16,791,942)
Adjustments for statutory appropriations			—	—
Rate increases of existing leases			—	—
Other adjustments (net)			—	—
Total			(16,791,942)	(16,791,942)

APPENDIX G

Base Budget

UNC System Operations

Related Educational Programs (Financial Aid)	FY 2019-20 Expended	FY 2020-21 Authorized	FY 2021-22 Requested	FY 2022-23 Requested
Operating Expenditures:				
Regional Education Program	\$ 204,997	\$ 204,997	\$ 204,997	\$ 204,997
UNC Need Based Financial Aid	125,930,498	125,930,498	125,930,498	125,930,498
Distinguished Professor Endowment	8,000,000	8,000,000	8,000,000	8,000,000
Principal Fellow School Loan	3,258,000	3,258,000	3,258,000	3,258,000
National Guard - Tuition Assistance	2,108,284	2,112,815	2,112,815	2,112,815
National Board Professional Teacher Standards	100,000	100,000	100,000	100,000
Forgivable Education Loans for Service (FELS)	16,594,166	16,594,166	16,594,166	16,594,166
Cheatham-White Scholarships	1,267,335	1,800,000	1,800,000	1,800,000
Teaching Fellows Forgivable Loan Program	6,000,000	6,000,000	6,000,000	6,000,000
Total Expenditures	163,463,280	164,000,476	164,000,476	164,000,476
Total Receipts	54,042,772	54,031,975	54,031,975	54,031,975
General Fund Appropriation	109,420,508	109,968,501	109,968,501	109,968,501

Financial Aid (Related Educational Programs) Exclusively Benefiting Private Institutions

Of the funds requested for financial aid, 55% represent requests for the benefit of private institutions.

COVID-19 Relief for Private Institutions	\$ 20,000,000	\$ 16,750,000	\$ —	\$ —
Private College Need Based Scholarship	93,252,139	88,886,590	88,886,590	88,886,590
Institute for Regenerative Medicine at Wake Forest	7,000,000	7,000,000	7,000,000	7,000,000
Opportunity Scholarship Grants	78,982,348	74,840,000	84,840,000	94,840,000
Special Education Scholarship Grant	12,750,826	13,043,166	13,043,166	13,043,166
Principal Preparation	5,779,413	4,580,000	4,580,000	4,580,000
NC Personal Education Savings Accounts	3,000,000	3,000,000	3,000,000	3,000,000
Privates-Emergency Grants to Postsecondary				
Students-Hurricane Florence	319,448	—	—	—
NC Patriot Star Family Scholarship Program	—	1,000,000	—	—
Total	221,084,174	209,099,756	201,349,756	211,349,756



THE UNIVERSITY OF NORTH CAROLINA SYSTEM

2021-23 Capital Improvement Priorities

The University of North Carolina System is one of the largest property managers in the state. The System is entrusted with over 3,000 buildings, more than \$27 billion in public assets that support the System's mission of teaching, research, and public service. From the humblest maintenance shed to the grandest auditorium, these buildings belong to the people of North Carolina. The System's campuses and research facilities were built with generations of public investment, and it the System's duty to preserve that investment for generations to come.

Meeting that responsibility has been a challenge. The facilities are aging, with almost 30 percent of buildings more than 50 years old. Of the System's 84 million total gross square feet (GSF), 45 million GSF is made up of appropriated buildings. Facility assessments, called FCAP reports, conducted periodically by the State Construction Office have identified \$3.42 billion in building deficiencies in appropriated buildings, including some critical life safety and code compliance issues.

Yet repair and renovation funding has varied widely over the System's recent history, averaging only \$32 million per year over the last decade. As a result, the buildings in the UNC System are suffering from the many years of deferred maintenance. Left unaddressed, the cost of deferred maintenance escalates rapidly over time and increases the risk of critical system failures, resulting in unexpected disruption of services and costly emergency repairs. Further, as the System responds to changing student, programmatic, and research needs, how we utilize our space must change accordingly.

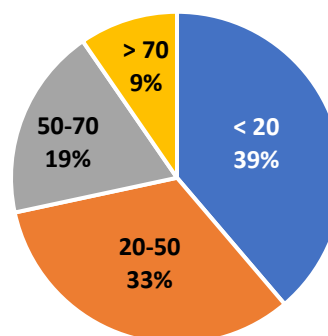
That is why we are focusing our efforts in the years ahead on caring for the University's existing space. These priorities lay out the most crucial needs across the state and our plan for a more cost-effective approach to maintenance and renovation. It is clear the System's role is not just as the trustee of valuable public infrastructure, but as a steward of North Carolina's culture and history. From Elizabeth City to Cullowhee, our campuses host architectural landmarks and centers of community life. This plan protects and preserves some of our state's most valuable places.

1. Repair, Renovation, and Rehabilitation: \$491,175,000

The System's top priority is working through the significant backlog of critical maintenance needed to preserve our existing facilities. Timely and consistent investment in facilities can reduce deferred maintenance costs for the System and the state, extend the life and efficiency of existing buildings, and reduce costly repairs due to critical system failures, unexpected disruption of services, increased urgency to restore operations, and the compounding impact of neglected maintenance and deterioration on other areas of the building or infrastructure.

Attachment A provides a list of recommended projects focused on the following priorities:

Age of Buildings (Years)



- Roof replacement, water intrusion mitigation, or building envelope repairs that allow buildings to remain in use and prevent further deterioration;
- System replacements (such as HVAC, electrical, fire alarms, elevators, etc.) of failing or obsolete systems that directly impact the continued occupancy of the building;
- Repair or replacement of critical plant operations or infrastructure that directly supports operation of critical core-mission buildings; this should not include the expansion or upgrade of any infrastructure to support new construction; and
- Demolition of vacant buildings.

In addition, the System requests the General Assembly appropriate funds to support smaller, but equally important, maintenance repairs and renovation (R&R) projects. Maintenance R&R funds would be allocated among campuses using the formula approved by the Board of Governors on September 20, 2019. This formula considers each campuses' gross square footage, total number of buildings, building condition, full-time student enrollment, and the ability to pay (based on the availability of carry-forward funds, F&A fund balances, infrastructure fees, and other funding for R&R earmarked projects). Funding would be used for the maintenance R&R priorities listed in **Attachment B** or other urgent maintenance needs that arise, subject to System Office approval.

2. **Comprehensive Renovation and Facility Modernization: \$468,050,000**

While the FCAP methodology provides an estimate of necessary repairs, it **does not** address improvements needed to improve functionality or update outdated space. Many aging facilities are simply inadequate to support current academic and research needs. For example, as institutions expand their focus on Science, Technology, Engineering, and Math (STEM) disciplines, the demand for lab space increases. Science labs require specialized ventilation, plumbing, and mechanical systems to protect building occupants and the integrity of the testing environment. Likewise, modern classrooms require technology and electrical capabilities beyond what many aging buildings can provide. Increased student enrollment and demand for more collaborative learning space require space to be repurposed and reconfigured.

Rather than spending limited resources on costly new construction, the state should invest in comprehensive renovations of existing facilities to extend their useful life, improve space utilization, and align with programmatic priorities. **Attachment C** provides a list of recommended priorities for comprehensive renovation and modernization projects.

3. **Advanced Planning Funds for New Construction Projects Previously Authorized by the General Assembly: \$35,500,000**

S.L. 2020-81

In addition to the priorities identified above, the General Assembly is expected to appropriate additional funding for two new construction projects authorized in S.L. 2020-81. This legislation enacted total project authorizations and appropriated \$7 million in advanced planning funds for each project. It also required both institutions to provide funding equal to half of the total project authorization by June 30, 2022, as a match for the intended state allocations.

S.L. 2020-81 also planned to allocate an additional \$7 million for advanced planning from the Coronavirus Relief Fund (CRF), but S.L. 2020-97 subsequently repealed this language due to federal

APPENDIX H

limitations on the allowable uses of CRF funds. The General Assembly is expected to appropriate these additional advanced planning funds for FY 2021-22 and further funding for construction once the required non-state match has been confirmed.

Institution	Project	Enacted Total Project Authorization	FY 2021-22	FY 2022-23
NCSU	STEM Building	\$160,000,000	\$7,000,000	Additional allocations pending non-state match
UNC-CH	Business School	\$150,000,000	\$7,000,000	

Health Science Facilities included in H.B. 966

During the 2019 Session, the General Assembly passed H.B. 966, which included a number of capital projects for the UNC System, including two new construction projects for health sciences facilities: 1) Brody School of Medicine at East Carolina University and 2) Health Science Center at UNC Pembroke. H.B. 966 was ratified, but later vetoed by the Governor and therefore, was never enacted into law. Given the state's healthcare workforce needs, the General Assembly may consider appropriating advanced planning funds for these two projects.

Institution	Project	H.B. 966 Total Project Authorization	FY 2021-22	FY 2022-23
ECU	Brody School of Medicine	\$215,000,000	\$15,000,000	Additional allocations pending advanced planning
UNCP	Health Sciences Center	\$91,000,000	\$6,500,000	

University of North Carolina
FY 2021-23 Capital Improvement Priorities

Attachment A
Immediate Repair, Renovation, and Rehabilitation Needs

University	Project	FY21-23
Appalachian State	Wey Hall Envelope and Roof Repair	\$5,000,000
Appalachian State	Wey Hall Partial Renovation - Building Systems	\$10,000,000
East Carolina	Brody High Rise Code Compliance - Phase 2	\$6,000,000
East Carolina	Main Campus - College Hill Drive Steam - Phase 3	\$2,500,000
East Carolina	Whichard Building Comprehensive Renovation	\$10,000,000
East Carolina	Speight Building Roof, Window, and Envelope Replacement	\$4,000,000
East Carolina	Chilled Water Extension to Whichard & Graham	\$6,475,000
East Carolina	Main Campus-Relocate Steam & Condensate - Phase 1	\$5,000,000
East Carolina	Health Science Building Envelope Infiltration Repairs	\$5,000,000
Elizabeth City State	Repair Campus Main Switch	\$700,000
Elizabeth City State	Repair Campus Pump Station	\$650,000
Elizabeth City State	Infrastructure Upgrades - Water & Electrical, Phase 1	\$12,000,000
Elizabeth City State	Emergency Generator Power - Operations	\$4,900,000
Elizabeth City State	Emergency Generator Power - Residence Halls	\$2,100,000
Elizabeth City State	Campus-wide Lockdown System	\$2,000,000
Elizabeth City State	Building Demolition - Four Buildings	\$1,500,000
Elizabeth City State	Butler Residence Hall Renovations	\$2,500,000
Fayetteville State	Lyons Science Renovation	\$1,500,000
Fayetteville State	Butler Renovation - HVAC, Bldg Envelope, Fire Alarm	\$3,450,000
Fayetteville State*	A.B. Rosenthal Building - Targeted Renovation	\$10,000,000
Fayetteville State	Campuswide Utility Infrastructure	\$9,950,000
NC A&T*	Carver Hall Comprehensive Modernization-Phase 1	\$9,700,000
NC A&T	Price Hall Renovation- Phase 1	\$8,000,000
NC A&T	Marteena Hall Renovation	\$9,100,000
NC Central*	Lee Biology Renovation	\$8,100,000
NC School of Science and Math	HVAC Campus Wide Renovations	\$2,000,000
NC School of Science and Math	Chiller Replacement	\$3,000,000
NC School of Science and Math	Building Envelope Repairs	\$5,850,000
NC State	Page Hall - Bldg Envelope Repairs & Plumbing Upgrades	\$4,000,000
NC State	Scott Hall - HVAC Renovation	\$5,000,000
NC State	Mann Hall - HVAC and Plumbing Renovation	\$10,000,000
NC State	Kilgore Hall - HVAC Renovation	\$10,000,000
NC State	Domestic Water Line Replacement-North and Central Campus	\$4,303,000
NC State	Fire Protection Systems - Poe Hall	\$3,500,000
NC State	HVAC Renovation - Thomas Hall	\$4,000,000
UNC Asheville	Campus Safety Improvements, Access Control, Cameras	\$2,300,000
UNC Asheville	Campus Roadway Repairs	\$4,400,000
UNC Chapel Hill	Wilson Library - Means of Egress	\$9,300,000
UNC Chapel Hill	Swain Hall - Targeted Renovation	\$5,800,000
UNC Chapel Hill	Phillips Hall - 1958 Central HVAC System	\$6,000,000
UNC Chapel Hill	Hamilton Hall - Central HVAC System	\$8,800,000

*Project included in H966, which was ratified, but not enacted into law.

Approved by the UNC Board of Governors on February 18, 2021

APPENDIX H

University	Project	FY21-23
UNC Chapel Hill	Wilson Library - 1953 Central HVAC System AHU 1 & 2	\$7,000,000
UNC Chapel Hill	Wilson Library - 1953 Central HVAC System AHU 3	\$4,000,000
UNC Charlotte	Atkins Library Tower - ADA & Elev	\$10,000,000
UNC Charlotte	Smith Replace HVAC & Controls, Envelope, Replace Roof	\$5,950,000
UNC Charlotte	Atkins Library Tower - Fire and Smoke Systems	\$3,840,000
UNC Charlotte	Woodward Controls and Lab HVAC Modernization	\$2,700,000
UNC Charlotte	Friday HVAC, Controls, and Electrical Upgrade	\$9,700,000
UNC Greensboro	Coleman Fire Alarm Replacement	\$2,440,000
UNC Greensboro	Steam Distribution Replacement Phase IV -B	\$1,550,000
UNC Greensboro	Campus Chiller Water Infrastructure & Equip Improvemts	\$10,400,000
UNC Pembroke	Demolition of Jacobs Hall with Site Restoration	\$1,250,000
UNC Pembroke	Campus Roof Replacement - Various	\$1,500,000
UNC Pembroke	Campus Safety and Regional Emergency Response Center	\$4,480,000
UNC School of the Arts	Stevens Center - Roof, Water Intrusion, Bldg Envelope	\$4,800,000
UNC School of the Arts	Gray Building - Roof, Bldg Envelope, HVAC, Fire Suppression	\$3,350,000
UNC School of the Arts	Replace Roofs - Performance Place, Workplace, WPV	\$2,435,000
UNC Wilmington	Coastal Marine Studies - Plumbing, Mech, Elec Renovation	\$9,930,000
Western Carolina	Killian Building - HVAC Upgrades, Window Replacement	\$3,570,000
Western Carolina	Reid Building - Roof Replacement	\$2,520,000
Western Carolina	Moore Building - Abatement, Demo & Struct Improvmts	\$7,100,000
Western Carolina	Moore Building - Infrastructure and Accessibility	\$4,200,000
Winston Salem State*	Restore the Core - Hauser Hall Renovations	\$9,500,000
UNC-TV	Tower Lighting, FAA Markers, Tower Elev Repair	\$2,200,000
UNC-TV	Bryan Center - Replace HVAC Air Handler and Controls	\$2,707,000
UNC-TV	Bryan Center - Chiller and Cooling Tower Replacement	\$1,120,000
NC Arboretum	Infrastructure Restoration and Road Repairs	\$1,000,000
Systemwide	Maintenance R&R Projects: Smaller projects focused only on the repair and renovation of state facilities and related infrastructure as defined in G.S. 143C-4-3(b). Attachment B provides a detailed list identified priorities by campus.	\$143,555,000
Total		\$491,175,000

*Project included in H966, which was ratified, but not enacted into law.

APPENDIX H

University of North Carolina FY 2021-23 Capital Improvement Priorities

Attachment B Maintenance Repair and Renovation Projects

Institution	R&R Category	Project	Project Total
ASU	4	Walker Hall HVAC Repair and Upgrades	\$500,000
ASU	2	Walker Hall Envelope and Structural Repair	\$1,300,000
ASU	4	Campus Wide Electronic Door Access Installation	\$1,500,000
ASU	1	Chapell Wilson Gutter/Soffit/Roof Replacement	\$600,000
ASU	1	Smith Wright Hall Roof Repair and Replacement	\$1,000,000
ASU	4	Holmes Convocation Center Chiller	\$200,000
ASU	4	BB Dougherty Chiller Repair	\$100,000
ASU	2	Facilities Operations/Motorpool Wall Repairs	\$300,000
ASU	4	John E Thomas Chiller Compressor Upgrades	\$250,000
ASU	4	Anne Belk Hall Hot Water Piping Replacement	\$500,000
ASU	4	Edwin Duncan Hall HVAC and Lighting Improvements	\$800,000
ASU	2	John E Thomas Envelope	\$300,000
ASU	11	Howard Street Hall Road Opening	\$200,000
ASU	4	Holmes Convocation Center VAV Replacement	\$150,000
ASU	4	Peacock Elevator Upgrade	\$200,000
ASU	6	University Hall Sprinkler System	\$250,000
ECU	4	Brody Building Freight Elevators - Emergency Power	\$250,000
ECU	4	Science & Technology Replace Roof	\$400,000
ECU	11	Old Cafeteria Building Install Steam Manhole and Replace Piping	\$300,000
ECU	2	Health Science Campus Catwalks Central Utility Plant	\$225,000
ECU	1	Warren Life Sciences Replace Roof Section B	\$300,000
ECU	4	Health Science Campus Central Utility Plant Transformer 1 & Transformer 2	\$404,000
ECU	5	Bate Upgrade Elevators (2)	\$350,000
ECU	1	Rivers Replace Roof	\$300,000
ECU	1	Christenbury Replace Roof	\$410,000
ECU	2	Brody Building Envelope Infiltration Repairs Phase 1	\$1,500,000
ECU	11	Brody Chilled Water Loop Valve Replacement	\$100,000
ECU	2	Jenkins Art North Building Envelope Repairs	\$1,750,000
ECU	1	McGinnis Scene Shop Replace Roof	\$100,000
ECU	4	Brody - Inline Fan Replacement Phase 1	\$200,000
ECU	4	Jenkins Art Replace Distribution Sub Panels Westside Jenkins Art	\$225,000
ECU	5	Messick Upgrade/Replace Elevator	\$150,000
ECU	5	Building 127 Upgrade/Replace Elevator	\$150,000
ECU	2	Coastal Studies Annex Repair and Coat Siding and Roofing	\$100,000
ECU	4	School of Dental Medicine Community Service Learning Centers Upgrades (HVAC & Indoor Air Quality)	\$203,000
ECU	11	Main Campus Steam Plant - Install Steam Blanket for Boilers	\$100,000
ECU	5	McGinnis Auditorium Upgrade/Replace Elevator	\$300,000
ECU	4	Brewster HVAC Controls Optimization - D Wing	\$400,000
ECU	4	Greenville Centre HVAC Controls Upgrade (Specific Remote Terminal Unit Variable Air Volumes)	\$300,000
ECU	4	Plate and Frame Heat Exchanger for Science & Technology Central Chiller Plant w/ Controls Upgrade	\$300,000
ECU	4	Old Cafeteria Building Controls (Specific Direct Digital Control) Upgrade	\$300,000
ECU	4	Carol Belk Building HVAC system (Specific Variable Air Volume integration)	\$300,000
ECU	4	Rivers Building HVAC System (Specific Variable Air Volume) to Trane	\$300,000
ECU	4	Austin Building Air Handlers Replacement	\$1,500,000
ECU	6	Warren Life Sciences Extend Sprinkler System to Original Section	\$181,000
ECU	5	Building 43 Upgrade Freight Elevator Replace Shaft and Jack	\$230,000
ECU	4	Main Campus Replace Power Distribution System Steam Plant	\$250,000
ECU	4	Biotechnology Building Upgrade Laboratory Exhaust System	\$452,000
ECU	4	Biotechnology Building Replace Exhaust Fans	\$130,134
ECU	11	Repair and Repave Service Drive at West End Dining Behind White Residence Hall	\$150,000
ECU	6	Wright Building/Wright Auditorium Fire Alarm System Upgrade	\$300,000
ECU	1	Old Cafeteria and Ragsdale Annex Replace Roof	\$240,000
ECU	4	Brody School of Medicine Replace Computer Room Air Conditioning (CRAC) Units GE-99	\$200,000
ECU	6	Cotanche Data Center - Renovations to Improve Fire Protection System in Data Rooms (Specific FM 200)	\$210,000
ECSU	4	Underground Infrastructure - Replace all campus plumbing gate valves/infrastructure for fire pump	\$150,000
ECSU	4	Underground Infrastructure - Replace 6" with 8" line to improve water volume on campus north	\$300,000
ECSU	9	Jenkins Hall (Phase 2) - Renovation Laboratory and Classroom (Phase 1 starts in 2020-21 R&R Year)	\$400,000
ECSU	9	Vaughn Center - Repair student phys ed learning spaces (pool, flooring, ceilings & building envelope)	\$550,000
ECSU	1	Fine Arts - Roof Replacement	\$200,000
ECSU	9	Dixon Hall - Classroom and Laboratory Renovations	\$400,000
ECSU	4	ITC - Air Handler Replacement	\$300,000

APPENDIX H

Attachment B Maintenance Repair and Renovation Projects

Institution	R&R Category	Project	Project Total
ECSU	9	Lester Hall - Demolition	\$495,000
FSU	1	Barber/Collins Admin Complex: roof replacement	\$200,000
FSU	4	Campuswide: exterior lighting retrofit	\$400,000
FSU	11	Campuswide: brick paver & concrete walk repairs	\$500,000
FSU	1	Telecom: roof replacement	\$150,000
FSU	1	Butler: roof replacement	\$650,000
FSU	4	Chesnutt: MEP (generator)	\$400,000
FSU	4	Telecom: MEP (central plant tie, AHU, BAS, MDP, generator)	\$750,000
FSU	4	University Advancement: MEP (AHU, Heat Pumps, BAS, MDP)	\$600,000
FSU	4	FM complex: MEP (HVAC, MDP, generator, restrooms)	\$450,000
FSU	2	Harris CBE: precast concrete structural repair	\$100,000
FSU	2	Cook: exterior stairs and patio repairs	\$100,000
FSU	1	J.Knuckles Science Annex: roof replacement	\$150,000
NC A&T	1	Roof Repairs (General Classroom B side)	\$1,241,107
NC A&T	4	Boiler Replacement	\$1,459,200
NC A&T	4	Hines Hall HVAC Modifications	\$300,000
NC A&T	9	Waterproofing Buildings	\$600,000
NC A&T	4	HVAC Repairs/Replacement(IRC Building)	\$705,274
NC A&T	4	HVAC Repairs/Controls Dudley	\$403,305
NC A&T	4	MCNair Hall HVAC Repairs	\$250,000
NC A&T	5	Elevator Repairs/Replacement	\$450,000
NC A&T	4	Steam Leaks Campus Wide	\$500,000
NC A&T	4	Building Steam system repairs	\$200,000
NC A&T	1	Roof Repairs (Moore Gym, Hodgkin Hall, Fraiser Hall)	\$1,000,000
NC A&T	9	Window Replacement (Price Hall, 1020 Wendover, Hodgkin Hall, Campbell Hall, C.H. Moore	\$200,000
NC A&T	8	Asbestos Abatement Campus Wide(1020 Wendover, Price, Corbett Sports Center, Campbell & Carver)	\$150,000
NC A&T	4	Back Flow preventors (Campus Wide)	\$300,000
NC A&T	4	Electrical Improvements(Beef Barn, Bull Barn, Calf Barn, Dairy Barn)	\$100,000
NCCU	11	BN Duke Steam to Natural Gas Conversion	\$350,000
NCCU	1	Art Museum Roof Replacement	\$250,000
NCCU	11	Campus-wide steam system repairs (steam traps, valves, leaks, piping & insulation replacement, MHs)	\$600,000
NCCU	2	Robinson Science Building - Repair & Restore Brick Facade	\$300,000
NCCU	9	Hubbard Totton Building - Elevator Replacement	\$350,000
NCCU	5	Campus-Wide ADA Compliance Upgrades -- Phase 2	\$100,000
NCCU	4	William Jones Building HVAC Upgrades	\$450,000
NCCU	9	Walker PE Complex - Elevator Replacement	\$350,000
NCCU	11	Sanitary Sewer System: locate/ assess terra-cotta pipes to stop significant inflow and infiltration	\$100,000
NCCU	1	Roof Gutters & Vent Repairs at multiple locations	\$310,000
NCCU	2	Taylor Building - Repair & Restore Brick Façade	\$161,000
NCCU	11	Water System: Re-route South and East sides for increased capacity	\$135,000
NCCU	1	Campus Wide Annual Flat Roof Diagnostics, Preventive Maintenance and Leak Repairs	\$300,000
NCCU	6	Fire Alarm Systems Upgrades & Repairs at multiple locations	\$250,000
NCCU	1	Steam Plant Roof Repair	\$40,000
NCCU	8	Asbestos/Mold remediation/Contaminants removal - Multiple locations	\$300,000
NCCU	4	Shepard Library ITS NOC HVAC Upgrades	\$230,000
NCCU	6	Fine Arts Building Fire Alarm System Replacement	\$495,000
NCCU	7	Miller Morgan Building VFDs Replacement	\$80,000
NCCU	2	BN Duke Auditorium - Repair & Restore Brick Façade	\$300,000
NCCU	2	Edmonds Building Brick Façade Repair & ADA Access Ease of Entry and Code Compliant Steps and Handrails & Repla	\$245,300
NCSSM	9	Cafeteria Renovation	\$2,500,000
NC State	4	Research Bldg III - HVAC Upgrades	\$900,000
NC State	11	Original Campus - Domestic Water Line repair under Railroad Tracks	\$270,000
NC State	9	Dabney - Renovation - Labs	\$1,500,000
NC State	2	Polk -2nd Floor Overhang structural repair	\$150,000
NC State	9	Scott Hall - Renovation - Labs	\$2,500,000
NC State	9	Brooks Hall - Renovation - Phase 1	\$1,500,000
NC State	4	Mann - Electrical Upgrades	\$950,000
NC State	9	Thomas Hall - Renovation - Labs	\$1,000,000
NC State	3	Polk - Fire Alarm Upgrade	\$600,000
NC State	4	CVM Equine AHU replacement	\$300,000
NC State	5	Mckimmon - ADA Improvements Restrooms	\$500,000
NC State	11	Morrill Drive Domestic Water Line Replacement	\$661,000
NC State	6	Fire Alarm Panel Replacement (Nelson, Park Alumni, Beef Education Unit, Schaub, CVM Research)	\$250,000
NC State	11	Campus - Domestic Water Line and Valve Replacement Ph 11	\$650,000

APPENDIX H

Attachment B Maintenance Repair and Renovation Projects

Institution	R&R Category	Project	Project Total
NC State	4	BAS Controls Upgrade Phase 1(Don Ellis, Brooks)	\$100,000
NC State	9	Polk Hall - Renovation - Labs - Phase 1	\$1,500,000
NC State	8	Campus - Asbestos Removal Steam System	\$650,000
NC State	2	Caldwell Hall - Pointing & Caulking	\$100,000
NC State	4	Research Bldg #1 - AHU replacement	\$850,000
NC State	4	Research Bldg IV - HVAC Upgrades	\$1,100,000
NC State	11	Centennial Campus - Repair steam leaks	\$550,000
NC State	6	CVM Main - Fire Alarm Upgrade Phase 3 o f 3	\$400,000
NC State	6	Mann Hall - Fire Sprinkler System	\$500,000
NC State	11	Campus - Steam Leak Repair MH13	\$200,000
NC State	9	Gardner - Renovation - Labs	\$480,000
NC State	2	Textiles - COT Pod 2 South side - Foundation Waterproofing	\$350,000
NC State	11	Campus - Cooling Tower Refurbish at CBC	\$250,000
NC State	6	Polk Hall - Fire Alarm Upgrade	\$600,000
NC State	3	Biltmore - Code Deficiencies	\$2,000,000
NC State	11	Campus - Upgrade Campus Sanitary/Storm Water System Ph 1	\$844,000
NC State	11	Campus - Chilled Water System improvements	\$575,000
NC State	2	Kilgore - Foundation Waterproofing	\$350,000
NC State	2	Cox - Pointing & Caulking	\$300,000
NC State	2	Tompkins Hall - Above grade Waterproofing / Pointing	\$200,000
NC State	11	Yarborough - Chiller Controls Upgrade	\$146,000
NC State	11	Campus - Sewer Line replacement - Court of NC	\$175,000
UNCA	3	Campus Wide: Arc Flash Compliance - Phase II	\$150,000
UNCA	3	Replace and Upgrade Fueling Station w/ compliant storage tanks/system (FCAP #31053)	\$150,000
UNCA	5	Replace the existing pedestrian pathways to connect main quad to Owen Hall	\$250,000
UNCA	5	Replace walkways in Tennent Park to provide ADA accessible path to the main quadrangle/Carmichael Hall.	\$250,000
UNCA	11	Repair concrete at Carmichael Plaza & walk along Ramsey/Tennent Park	\$200,000
UNCA	7	Reuter Center: replace BAS, add VFD to AHU (FCAP #31131)	\$150,000
UNCA	1	Roof Replacements: Reuter Center (EPDM) & Riverside Warehouse (single-ply) (FCAP #14433)	\$475,000
UNCA	11	Rework intersection at Edgewood and University Heights	\$250,000
UNCA	11	Utility Location Survey and installation of underground utility markers	\$200,000
UNCA	4	Zageir Hall: Replace exist machineryin kind with new HE models, in-kind.(FCAP #31124)	\$225,000
UNCA	11	Underground Waterline Repairs: replace domestic waterline, valves, and associated work	\$506,000
UNCA	3	Campus Wide: Implement interoperable communications per 911 commission	\$250,000
UNCA	7	Campus Wide: Install sub metering in all buildings - gas, electric, domestic hot water, rain water systems, and heati	\$150,000
UNCA	5	Replace sidewalks at Zageir Hall	\$150,000
UNCA	1	Weizenblatt Hall: Replace low slope roof with new membrane roof.	\$175,000
UNCA	7	118 WT Weaver HVAC Replacement: Replace major HVAC System equipment, update controls	\$518,974
UNCA	5	Campus Wide: Replace deteriorated, rusted handrails with aluminum	\$250,000
UNC-CH	1	462 Art Studio Building Replace Roofing - Steel Roof	\$219,772
UNC-CH	1	12 Carroll Hall Replace Roofing - Built-Up Roof, Sector C	\$406,823
UNC-CH	1	209 First Dental Replace Roofing - Slate Roof	\$565,120
UNC-CH	1	166 General Storeroom Replace Roofing - Built-Up Roof - Sector 5	\$577,490
UNC-CH	1	625 ITS Building - Manning Replace Roofing - Built-Up Roof	\$672,719
UNC-CH	1	27 Memorial Hall Replace Barrel Roof	\$330,000
UNC-CH	1	226 Old Clinic Replace Built-Up Roof	\$283,355
UNC-CH	1	5 South Building Replace Roofing - Replace Metal Roof, Gutters and Install Fall Protection	\$927,239
UNC-CH	4	228 Brinkhous-Bullitt Building Electrical Service and Distribution - Replace Main/Sub Distribution	\$4,843,986
UNC-CH	4	12 Carroll Hall Repair and Renovate Elevator #1618	\$746,929
UNC-CH	4	12 Carroll Hall Repair and Renovate Elevator #6442	\$464,850
UNC-CH	4	41 Coastal Process Environmental Health Lab Building System Cumulative Deficiencies	\$675,000
UNC-CH	4	13 Davie Hall Replace Air Handling Unit 1A, 1st Floor 1967 Building	\$428,865
UNC-CH	4	13 Davie Hall Replace Air Handling Unit 1B, 1st Floor 1967 Building	\$169,045
UNC-CH	4	3 Ackland Art Museum Install Building Automation System	\$236,625
UNC-CH	4	13 Davie Hall Replace Air Handling Unit 1C, 1st Floor 1967 Building	\$225,461
UNC-CH	4	14 Dey Hall Repair and Renovate Elevator #4576	\$407,206
UNC-CH	4	369 Friday Center Replace Heating/Cooling Air Handling Units - AHU 01 - Office, 1st Floor	\$255,456
UNC-CH	4	369 Friday Center Replace Heating/Cooling Air Handling Units - AHU 02 - Mail/Book Room, 1st Floor	\$272,402
UNC-CH	6	462 Art Studio Building Install Fire Sprinkler System	\$326,540
UNC-CH	6	211 Brauer Hall Fire Alarm Systems - Replace Fire Alarm Initiating Devices and Control Panel	\$565,868
UNC-CH	6	13 Davie Hall Fire Alarm Systems - Replace Fire Alarm Control Panel	\$135,985
UNC-CH	6	498 Kenan Center Fire Alarm Systems - Replace initiating Devices and Control Panel	\$200,000
UNC-CH	4	3 Ackland Art Museum Air Handling Units, AHU 2, Rear Galleries, Admin, 1983 Building	\$419,748
UNC-CH	4	24 Wilson Library Replace AHU 7 HVAC System	\$5,086,299

APPENDIX H

Attachment B Maintenance Repair and Renovation Projects

Institution	R&R Category	Project	Project Total
UNC-CH	2	3 Ackland Art Museum Replace Windows - Painted Wood Window	\$484,785
UNC-CH	1	328 Bingham Facility (Building 1) Replace Roofing - EPDM Roof	\$225,560
UNC-CH	1	228 Brinkhous-Bullitt Building Provide Roof Fall Protection	\$156,547
UNC-CH	1	229 Burnett-Womack Building Provide Roof Fall Protection	\$138,419
UNCC	1	Atkins Roof	\$911,250
UNCC	1	Reese Roof	\$226,100
UNCC	6	Reese Fire Systems	\$773,500
UNCC	6	Memorial Hall Fire Systems	\$327,250
UNCC	4	Duke HVAC & Controls	\$654,500
UNCC	1	Friday Roof	\$1,011,000
UNCC	4	RUP-2 HVAC & Controls	\$416,500
UNCC	6	King Fire Systems & Abatement	\$729,000
UNCC	4	Fretwell HVAC & Controls	\$1,574,009
UNCC	1	Memorial Hall Envelope	\$120,311
UNCC	1	Memorial Hall Roof	\$188,792
UNCC	1	Reese Envelope	\$995,269
UNCC	1	King Envelope	\$839,459
UNCC	4	Grigg HVAC & Controls	\$561,202
UNCC	6	Friday Fire Systems	\$631,072
UNCC	4	Rowe Elevators	\$156,334
UNCC	4	Rowe Electrical	\$154,042
UNCC	6	Fretwell Fire Systems	\$362,670
UNCG	2	Petty Bldg. Portico waterproofing	\$712,031
UNCG	6	MHRA Building. Fire Alarm System Replacement	\$985,327
UNCG	1	Mossman Bldg. Roof Replacement	\$773,128
UNCG	5	ADA compliance project. Campus wide. Restrooms, entrances, etc.	\$400,000
UNCG	2	UNCG State Building exterior envelope repairs	\$762,000
UNCG	4	Cone Art Bldg. Replace gallery lighting and lighting controls (Phase 2 & 3)	\$861,750
UNCG	8	Replace Generator Diesel Fuel tank	\$839,175
UNCG	12	Campus Wide. Replace property line fences, Replace underground piping for roof drainage	\$230,000
UNCG	4	Sullivan Science Bldg. Replace HVAC in Greenhouse	\$683,434
UNCG	12	Campus Wide. Pedestrian crosswalks repairs and upgrades for safety.	\$486,000
UNCG	3	Armfield-Preyer (Visitor's Center). Exterior renovation and water proofing.	\$435,000
UNCG	11	Campus wide, Walks and hardscape improvements	\$240,000
UNCG	8	Campus wide asbestos & Lead abatement	\$240,000
UNCG	6	Petty Bldg. Replace EST QuickStart fire alarm system	\$400,000
UNCG	11	Sink Bldg. Maintenance Compound - Asphalt Replacement.	\$140,000
UNCG	8	Coleman Bldg. VCT flooring abatement and replacement.	\$250,000
UNCG	6	Fire Alarm Upgrade. 996 Spring Garden, 1605 Spring Garden, 535 Tate Street, 2900 Oakland Ave.	\$250,000
UNCG	9	Cone Arts. Lecture Hall, room 103 seating, flooring, lighting, others upgrade	\$187,000
UNCP	11	Campus Gas line replacement	\$550,000
UNCP	4	Jones Pool HVAC replacement	\$1,300,000
UNCP	6	Livermore & Jones Generator	\$424,500
UNCP	9	Honors College renovation	\$250,000
UNCP	9	Jones auxiliary gym and Dance studio flooring and studio upgrades	\$625,000
UNCP	4	Education Boiler replacement	\$110,000
UNCP	4	Chavis Air Handlers	\$390,000
UNCP	4	Moore Hall & Chavis boiler replacement	\$190,000
UNCP	3	Lumbee Hall & Old Main Elevator replacement	\$465,000
UNCP	6	Jones, Livermore, Lumbee, Old Main FACP replacement	\$682,000
UNCP	9	Jones ceiling repaint	\$110,000
UNCSA	4	Gray Bldg New Electrical Service Main	\$256,000
UNCSA	6	Life Safety Code Correction - Design and Production, Workplace, Film Building 3	\$134,000
UNCSA	6	Install Exit/Egress Lighting - Admin, Aquarius, Facilities, D&P Storage, WorkplaceWest V, Demille	\$115,000
UNCSA	9	Renovate Drama Studios - Workplace	\$448,000
UNCSA	12	Drainage and Landscape Improvements - Common Area at Moore and Sanford	\$397,000
UNCSA	9	Renovate Drama Administrative Offices - Workplace	\$323,000
UNCSA	3	Install Shop Exhaust and Heating System - Facilities Management	\$95,000
UNCSA	8	Gray Bldg Remove boilers	\$123,000
UNCSA	7	Repair/Replace Windows - Film School Buildings 1 and 2	\$202,000
UNCSA	4	Film Archives Building A/C and controls	\$485,000
UNCSA	4	Provide Heating and Cooling to Control Booth and Foley Booth - Performance Place, Film 2	\$87,000
UNCSA	7	Modifications to Heating, Ventilation and Air Conditioning System for Police - Gray	\$101,000
UNCSA	2	Paint Rooftop Components - Film School	\$81,000

APPENDIX H

Attachment B Maintenance Repair and Renovation Projects

Institution	R&R Category	Project	Project Total
UNCSA	11	Resurface Drives and Vehicle Staging - Facilities Management	\$75,000
UNCSA	9	Renovate Administrative and Faculty Offices - Design and Production	\$162,000
UNCSA	7	Mechanical System Retrocommissioning - Design and Production	\$134,000
UNCSA	5	ADA Campus-Wide Misc. Improvements	\$39,000
UNCSA	1	Roof Replacement - Chapel St Buildings	\$34,000
UNCSA	2	Exterior Waterproofing and Repairs - 300 Waightown	\$73,000
UNCSA	4	Film School Bldg 3, Theater dimmers	\$232,000
UNCSA	4	Hanes Student Commons motor control center	\$150,000
UNCSA	7	Upgrade Air Distribution and Controls - Commons Building	\$93,000
UNCSA	9	Partial Interior Renovation - Commons	\$75,000
UNCSA	11	Replace Floor Slabs, Sidewalks and Stairs – Residence Halls A–F	\$118,000
UNCW	4	West Side Energy Plant Modernization	\$3,926,440
UNCW	12	Wagoner, Hurst, Hamilton roadways - Storm Water Refurbishment	\$2,500,000
UNCW	6	Replace Fire Alarm System - Warehouse - Receiving	\$161,000
UNCW	6	Replace Fire Alarm System - Telecommunications	\$62,000
UNCW	6	Fire/Life safety Improvements - Kenan Auditorium	\$75,000
UNCW	6	Fire Sprinkler - Isaac Bear Bldg.	\$410,000
UNCW	2	Replace Windows - Alderman Hall	\$280,000
WCU	1	HFR Building - Roof Replacement	\$660,000
WCU	6	Campus Wide - Fire Alarm System Upgrades	\$300,000
WCU	8	Reid Building - Gym Floor Replacement	\$275,000
WCU	11	Undersized Water Mains Replacement, Non-Functioning Valves and Upgrade Lines	\$3,000,000
WCU	1	Facilities Management Building - Roof Replacement	\$193,000
WCU	2	Highlands Biological Station - Structural Repairs	\$250,000
WCU	5	Ramsey Activities Center - Elevator Replacement	\$250,000
WCU	4	HFR Building - Chiller Replacement	\$200,000
WCU	2	Old Student Union - Foundation and Exterior Repair	\$450,000
WCU	4	Hunter Library - Cooling Tower Replacement	\$175,000
WCU	6	Egress Lighting and Exit Light Replacement - Campus Wide	\$100,000
WSSU	1	Repair Roof - Computer Science	\$120,000
WSSU	1	Replace Roof - Gaines Complex	\$660,000
WSSU	2	Exterior Wall Repairs - Computer Science	\$110,000
WSSU	2	Exterior Wall Repairs - W. B. Atkinson	\$125,000
WSSU	4	Elva Jones Computer Science - HVAC Upgrades and BAS Controls Replacement	\$1,450,000
WSSU	4	Upgrade HVAC Make-up Air System - O'Kelly Library	\$375,000
WSSU	6	Add Fire Alarm System - 1600 Lowery St	\$125,000
WSSU	6	Fire Alarm System Upgrades - Campus-wide	\$750,000
WSSU	1	Replace Roof - R.J. Reynolds	\$205,000
WSSU	2	Ext. Wall Repairs, Door and Window Repl. - Coltrane Hall	\$275,000
WSSU	4	Upgrade Electrical System - O'Kelly Library	\$250,000
		Subtotal:	\$140,057,434
		UNC System R&R Projects	\$3,497,566
		Total for R&R Projects:	\$143,555,000

R&R Categories

- 1 - Roof repairs and replacements
- 2 - Structural repairs
- 3 - Repairs and renovations to meet federal and state standards
- 4 - Repairs to or installation of new electrical, plumbing, and heating, ventilating, and air-conditioning systems
- 5 - Improvements to meet the requirements of the Americans with Disabilities Act
- 6 - Improvements to meet fire safety needs
- 7 - Improvements to existing facilities for energy efficiency
- 8 - Improvements to remove asbestos, lead paint, and other contaminants, including the removal and replacement of underground storage tanks
- 9 - Improvements and renovations to improve use of existing space
- 10 - Historical restoration
- 11 - Improvements to roads, walks, drives, and utilities infrastructure
- 12 - Drainage and landscape improvements
- 13 - Building demolition

APPENDIX H

University of North Carolina
FY 2021-23 Capital Improvement Priorities

Attachment C
Comprehensive Renovation and Modernization Projects

University	Project	Total Project Authorization	Previously Appropriated	FY21-22	FY22-23	Total FY21-23 Request
Appalachian State	Duncan Hall Renovation	20,000,000		1,800,000	18,200,000	20,000,000
East Carolina	Howell Science Building South	30,000,000		3,000,000	27,000,000	30,000,000
Elizabeth City State	Infrastructure Upgrades - Water & Electrical, Phase 2	27,000,000		3,000,000	24,000,000	27,000,000
Fayetteville State ¹	H.T. Chick Targeted Renovation	9,500,000		9,500,000		9,500,000
NC A&T ¹	Carver Hall Comprehensive Modernization-Phase 2	10,400,000			10,400,000	10,400,000
NC A&T	Price Hall Renovation-Phase 2	8,500,000			8,500,000	8,500,000
NC Central	Taylor Education Building Renovation	13,750,000		1,250,000	12,500,000	13,750,000
NC School of Science and Math	Academic Commons and Dining Hall Renovation	12,400,000			12,400,000	12,400,000
NC State	Renovation - 111 Lampe Drive	42,000,000		17,000,000	25,000,000	42,000,000
UNC Asheville	Lipinsky Renovation	10,000,000		1,000,000	9,000,000	10,000,000
UNC Chapel Hill ²	Carrington Hall Renovation	45,000,000	2,500,000	22,500,000	20,000,000	42,500,000
UNC Charlotte ¹	Cameron Second Floor Renovation	19,100,000		19,100,000		19,100,000
UNC Charlotte ¹	Burson Renovation	25,900,000			25,900,000	25,900,000
UNC Greensboro ¹	Jackson Library Renovation/Addition	81,000,000		7,000,000	74,000,000	81,000,000
UNC Pembroke	Business Administration Renovation	12,500,000		1,000,000	11,500,000	12,500,000
UNC School of the Arts	Stevens Center Renovation-Phase 1	25,000,000		5,000,000	20,000,000	25,000,000
UNC Wilmington ³	Randall Library Renovation and Expansion	61,500,000	5,500,000	20,000,000	36,000,000	56,000,000
Western Carolina	Moore Building Renovation	15,000,000		15,000,000		15,000,000
Winston Salem State ¹	Hauser Hall Renovation - Phase 2	7,500,000		7,500,000		7,500,000
Total		\$476,050,000	\$8,000,000	\$133,650,000	\$334,400,000	\$468,050,000

¹Project included in H966, which was ratified, but not enacted into law

² S.L. 2020-81 included the total project authorization and appropriated \$2.5 million in advanced planning funds for the Carrington Hall Renovation at UNC-CH.

³ S.L. 2018-5 appropriated \$5.5 million in advanced planning funds for the Randall Library Renovation and Expansion at UNC Wilmington.

FEDERAL PRIORITIES FOR 117th CONGRESS

OVERVIEW

The unique and diverse campuses of the University of North Carolina System have for generations provided opportunities for upward mobility for graduates and served as a powerful economic engine in many communities across the state. The UNC System's 17 institutions, which reach from the mountains to the coast, offer hope and promise of a brighter future for all North Carolinians.

With this incredible responsibility, comes the challenge to do more. Far too many low-income, first-generation, and underrepresented groups still face barriers to a four-year college degree. Despite innovations in affordability such as NC Promise, which offers greatly reduced tuition rates at three UNC System campuses in communities that need it most, there is still much work to be done to make a college degree more accessible.

Adding to existing challenges, the COVID-19 pandemic has stretched resources and funding beyond what anyone could have predicted. Federal support provided in the CARES Act and, most recently, the Coronavirus Response and Relief Supplemental Appropriations Act of 2021, have greatly relieved some of the pressures on UNC System institutions. However, more federal support is necessary to recoup lost time and scientific advances at research laboratories, mitigate effects of the pandemic on campuses, and address ongoing challenges to keep students academically engaged and successfully on track to a degree despite interruptions. There are also increasing pressures on universities to create economic opportunities providing jobs that offset losses caused by the pandemic.

The UNC System is fortunate that the state legislature has stood firmly behind its mission for many years, but federal support remains critical to future success. UNC System FY 2022 federal priorities outlined below fall under three main categories:

1. Support for federal research
2. Commitment to expanding access, affordability, and promoting student success
3. Support for colleges and universities during the COVID-19 pandemic

17 INSTITUTIONS.

**INDIVIDUALLY
REMARKABLE.
COLLECTIVELY
EXTRAORDINARY.**

Appalachian State University

East Carolina University

Elizabeth City State University

Fayetteville State University

North Carolina A&T State University

North Carolina Central University

North Carolina State University

UNC Asheville

UNC-Chapel Hill

UNC Charlotte

UNC Greensboro

UNC Pembroke

UNC School of the Arts

UNC Wilmington

Western Carolina University

Winston-Salem State University

N.C. School of Science and Mathematics

PRIORITY 1: SUPPORT FEDERAL RESEARCH

Federal research funding is the lifeblood of the nation's universities and colleges. The UNC System is no different. Every year, the UNC System relies on approximately \$1.1 billion in federal research funding to advance important discoveries, including medical priorities such as vaccines and treatments for vexing public health challenges. Federal research funding also provides future researchers and scientists invaluable laboratory experience, fosters innovation and competitiveness through the development of new knowledge, and grows the future workforce in STEM fields and social sciences. The major federal agencies and their programs UNC System institutions rely on most for funding to achieve research outcomes, include:



The National Science Foundation (NSF)

National Aeronautics Space Administration (NASA)

Science Mission Directorate, Aeronautics Research Directorate, Space Technology, Space Grant Program



National Oceanic and Atmospheric Administration (NOAA)

Oceanic and Atmospheric Research, Sea Grant Program



National Institute for Standards and Technology (NIST)

Manufacturing Extension Partnerships (MEP), National Network for Manufacturing Innovation (NNMI)



Economic Development Agency (EDA)

Regional Innovation



US Department of Agriculture (USDA)

National Institute of Food and Agriculture (NIFA); Hatch Act Funds, Smith Lever Funds 3(b) and 3(c), Evans-Allen Program, McIntire-Stennis Cooperative Forestry, 1890 Institutions Extension Services



Department of Defense (DoD)

Science & Technology, S&T Basic Research, Medical Research, DARPA



Department of Energy (DOE)

Office of Science: Advanced Research Projects Agency for Energy (ARPA-E)



National Endowment for the Humanities (NEH)



Department of Interior

U.S. Geological Survey (USGS) Water Resources Research Institutes



Environmental Protection Agency (EPA)

Office of Science and Technology



Department of Education (ED)

Student Aid: Pell Grants, Graduate Assistance in Areas of National Need (GAAN), Supplemental Educational Opportunity Grants (SEOG), Federal Work Study, TRIO, GEAR UP



National Institutes of Health (NIH)

Additional Research Priorities:

- Support the RISE (Research Investment to Secure the Economy) Act/\$25 Billion for Federal Agencies.
- Support Cooperative Approaches to Research Security. The UNC System recognizes the need to engage with Congress and identify how to effectively collaborate with federal agencies to address potential security threats to the country's research and scientific interests.
- Support expansion of research focusing on the impacts of Covid-19 on students K-12 and postsecondary, including effects on mental health.
- Support the implementation of the National Artificial Intelligence Research and Development Strategic Plan, including funding research aimed at developing scalable AI systems and fostering AI research.
- Support legislation targeting department and agency R&D investments in advanced manufacturing, specifically smart and digital manufacturing and advanced industrial robotics, as well as cybersecurity.

PRIORITY 2: COMMITMENT TO EXPANDING ACCESS, AFFORDABILITY, AND STUDENT SUCCESS

The Coronavirus Response and Relief Supplemental Appropriations Act of 2021, included several priorities for higher education long supported by the UNC System, such as simplifying the Free Application for Student Aid (FAFSA) form. The Act also expanded the Pell Grant program by the largest amount in a decade, including an easier method for students to predict eligibility. However, there are a number of key education authorization and funding issues the UNC System would like to see addressed in the 117th Congress to make college more attractive, accessible and affordable for students:

■ **Support and increase Pell Grant funding:** These need-based grants have a proven success rate of increasing graduation rates, as they keep students on track for degree completion. Currently, UNC System universities receive approximately \$346 million annually in Pell Grant funding, supporting more than 72,000 students at System universities. Congress should consider ways to:

- Increase the maximum Pell Grant award annually. Pell Grants are well-targeted to students with clear financial need: Approximately three-fourths of all Pell Grant dollars are awarded to students with a family income below \$30,000. For many students, Pell Grants make the difference between being able to afford college or not, but over the years the size of the grant has not kept pace with the costs of attending college. While the maximum grant used to cover about 80 percent of college costs, today the 2020-2021 maximum grant of \$6,495 covers just 30 percent of the cost of attending college.
- Fund the Pell Grant Program on the mandatory side of the budget so that it automatically responds to increases and decreases in student enrollment without the need for congressional action, OR
- Extend the annual inflation adjustment levels, which expired after the 2017-2018 academic year. Without the inflation adjustment, Pell funding will decline as inflation rises, jeopardizing access to higher education for the neediest students.

■ **Support and increase campus-based student aid programs:**

- Preserve Supplemental Educational Opportunity Grants (SEOG) for the neediest of students.
- Preserve and expand the federal Work-Study program for all students, including graduate students.
- Preserve and support TRIO, GEAR UP, and Graduate Assistance in Areas of National Need (GAAN) - all of which help UNC System campuses attract and retain students who otherwise might not be able to access or afford college.

■ **Support for Students (undergraduate, graduate, and postdoctoral):**

- Including federal financial aid, loans, scholarships, fellowships, research awards, transitions to the workforce, mental health services, and related programs.

PRIORITY 2: (CONTINUED)

■ Address the Perkins Loan Reimbursement Issue; Colleges Still Owed Millions:

- o The Perkins Loan Program, which expired in 2017, provided low-interest loans for students with financial needs. It was funded through a partnership between the federal government and institutions of higher education. The program allowed certain debts to be cancelled if a student entered public service fields such as teaching, law enforcement, or military service. However, for the past ten years, the burden of covering the cost of the cancellations has fallen solely on colleges and universities, with no federal assistance, despite a statutory obligation to do so.
- o Nationally, it is estimated that colleges and universities are owed in the range of \$250-300 million in unreimbursed Perkins Loan funds. The UNC System is owed \$6.2 million. Even though annual appropriations bills have included language directing the Department of Education to reimburse the cancellation costs to colleges and universities, it has not done so to date, and the Department claims it does not have the funding to pay the debts.

■ Pass the College Transparency Act (CTA):

- o Students and parents deserve more information about costs and outcomes when making one of the single largest financial commitments of their lives: a college education.
- o Accurate graduation and employment rates are key data components that are currently not available on a consistent basis or comparable nationwide.
- o The CTA provides a balanced approach to addressing concerns about privacy and security while giving families key information needed to make impactful decisions.

■ Preserve and Clarify Public Service Loan Forgiveness (PSLF):

- o Provide more statutory clarity on which non-profit organizations qualify. This will ensure that graduates know what they are signing up for, as PSLF requires 10 years of public service in designated careers such as military service, nursing, or teaching.
- o Revamp the Employer Certification Form process to eliminate situations in which borrowers are initially told their work qualifies, and then later receive an adverse determination.
- o Speed the processing of applications for discharge.

PRIORITY 3: SUPPORT COLLEGES AND UNIVERSITIES DURING COVID-19 PANDEMIC

■ Federal funding to colleges and universities for lost time in research labs, COVID-19 testing and tracing, PPE, and related sterilization supplies will continue to be a priority as the pandemic rages on.

- o \$120 billion was requested by the higher education community for the last pandemic relief bill and \$23 billion was provided. Additionally, university research relief funding was largely left unaddressed in both pandemic bills. The UNC System strongly supports its inclusion in any future aid package.
- o Liability Protections – The UNC System will continue advocating for limited and targeted liability protections during the pandemic, which is also a top priority for the higher education and business communities.

OTHER TOP PRIORITIES

■ Protect Student Veterans and their Families by Closing the 90/10 Loophole

- o The Higher Education Act precludes for-profit colleges and universities from receiving more than 90% of their revenue from federal student aid. The rule, however, excludes funding from the Department of Defense (DoD), or the Department of Veterans Affairs (VA).
- o This loophole has exposed some student veterans to predatory recruitment campaigns from institutions with questionable credentials.
- o Close the 90/10 loophole to protect veteran students from disproportionate risk in the for-profit education sector.

■ Ensure Quality Accreditation Standards

- o Encourage the Department of Education to ensure accreditors are tough gatekeepers, and prevent a ‘race-to-the-bottom’ for accreditation.

■ Protect the North Carolina State Approving Agency (SAA) Model

- o Congress recently enacted a wrap-up veterans benefits and health care bill, the Johnny Isakson and David P. Roe, M.D. Veterans Health Care and Benefits Improvement Act of 2020 (H.R. 7105). The bill, unfortunately, included a provision which prohibits the colocation of state SAAs within university systems, which is the model in North Carolina.
- o Support any efforts to grandfather in or change the current statute, which will create significant disruption to the GI Bill benefits processing system for the state.

■ Support the Pathfinder Airborne Program

- o UNC System institutions are developing a collaborative partnership for soldier-led innovation with the Army Futures Command and the 82nd Airborne Division at Fort Bragg. The FY 2021 DoD appropriations bill included an initial \$8 million for the project. The UNC System will seek continued funding for this partnership beyond FY 2021.

■ Support UNC System’s Historically Minority-Serving Institutions (HMSIs)

- o The UNC System is made up of six distinct HMSIs which includes Elizabeth City State University, Fayetteville State University, N.C. A&T State University, NC Central University, UNC Pembroke, and Winston-Salem State University. Its five Historically Black Colleges and Universities (HBCUs) and one Native American-Serving Nontribal Institution (NASNTI) make a significant impact to the state’s economy through academic offerings, research, and partnerships that serve the community and region. The HMSIs are also essential to providing access and affordable options to students in some of the most underserved areas of the state.
- o **Fully Fund Title III, Part B: Strengthening Historically Black Colleges and Universities.** The Department of Education programs are critical to enhance and sustain the quality of HBCUs and help HBCUs expand their capacity to compete and to address the needs of low-income and rural students in underserved and underrepresented areas of our state. These programs support the university’s ability to address national challenges associated with global competitiveness, job creation, and changing demographics. Funding supports a number of services, including educational equipment, teacher education, campus construction activities, counseling, and student aid services.
- o **Increase Funding for Native American-Serving Nontribal Institutions (NASNTIs):** UNC Pembroke is one of 37 NASNTIs not federally recognized in the United States. UNC Pembroke is one of the most diverse campuses in the UNC System and a leader in addressing health disparities in the southeastern region. The university is one of the state’s three NC Promise schools that offer \$500/semester tuition. NASNTIs, such as UNCP, are historically underfunded in comparison to other minority-serving institutions (MSIs).

■ Support Funding for Campus Resilience Related to Natural Disasters

- o The UNC System supports the inclusion of funding for campus resiliency related to natural disasters in any future emergency supplemental spending bill.

OTHER TOP PRIORITIES

■ Support the EAGLES Act

- o The United States desperately needs a comprehensive approach to identify, investigate, assess, and mitigate threats before horrific tragedies, like school shootings, take place.
- o The EAGLES Act, which has been introduced in previous Congresses, would reauthorize and expand the Department of Homeland Security and the National Threat Assessment Center (NTAC), housed within the U.S. Secret Service, which researches targeted violence to assist law enforcement, government agencies, schools, campuses, and others in preventing attacks using a behavior-based threat assessment model.
- o The EAGLES Act would allow NTAC to provide communities with the latest best practices and training to identify at-risk individuals and intervene to stop violent attacks before they occur.
- o The EAGLES Act enjoys bipartisan support in Congress and is supported by UNC System police chiefs.

■ Support Legislation for Student Athletes

- o Federal legislation is needed to create a level playing field for implementation of Name, Image, and Likeness (NIL) payment rules for athletes. Recent state legislation in Florida and California will bring NIL revenues to athletes in those states.
- o National legislation is necessary to avoid an uneven playing field in recruitment and to ensure that the NIL contracts are not used as recruiting inducements.
- o The UNC System supports federal legislation that is consistent across the NCAA regarding Name, Image and Likeness for student athletes.

■ Support Legislation that Protects and Encourages International Students, Scholars and Faculty

- o The UNC System employs and attracts some of the world's most talented research scientists, faculty, doctors, and postdoctoral fellows. International faculty and students contribute greatly to our college campuses, workplaces, and communities throughout North Carolina and our country.
- o There are more than 8,500 undergraduate and graduate international students making contributions on UNC system campuses.
- o Support federal legislation that promotes and fosters the work of bright and highly-skilled international students, scientists, and doctors, as they continue their development as productive members of our universities and communities.

■ Fund Emergency Communications and Equipment Upgrades for UNC-TV

- o More than 10 million North Carolinians rely on UNC-TV broadcasts for important and often lifesaving information during and following emergency situations.
- o During recent hurricanes, critical transmissions sites for local emergency communications were stretched to maximum capacity, including the use of power generators.
- o UNC-TV received \$1.4 million from the CARES Act to help offset costs for equipment upgrades, but still needs \$16.4 million in federal funding, of a total \$24 million, to replace and/or update current communications infrastructure, including approximately 20-year-old equipment that is difficult to maintain and is dependent on parts that are no longer available.

■ Support Next Gen TV Case Study to Close the Digital Gap

- o UNC-TV is playing a critical role in minimizing the pandemic's statewide educational impact and is uniquely positioned to prepare North Carolina to combat future disruptions to in-person instruction.
- o UNC-TV is seeking \$4.5 million in federal funding for a pilot program to employ Next Gen TV technology to solve the statewide homework gap.
- o This new broadcast standard combines free television with an enriched digital environment. It can help close the growing digital divide for an estimated 1.6 million NC families without home internet.
- o Next Gen TV may be the pathway to providing North Carolina's 1.5 million K12 public school students with customized content, while enhancing the learning opportunities of the state's 140,000 home-schooled students.



MEETING OF THE BOARD OF GOVERNORS
February 18, 2021

Closed Session Motion

Motion to go into closed session to:

- Prevent the disclosure of information that is privileged or confidential under Article 7 of Chapter 126 and § 143-748 of the North Carolina General Statutes, or not considered a public record within the meaning of Chapter 132 of the General Statutes.
- Prevent the premature disclosure of an honorary award or scholarship.
- Consult with our attorney to protect attorney-client privilege; and

To consider and give instructions concerning a potential or actual claim, administrative procedure, or judicial action for the following cases:

- *Carcaño, et al. v. McCrory, et al.*
 - *Kadel, et al. v. Folwell, et al.*
- Consider the qualifications, competence, performance, or condition of appointment of a public officer or employee or prospective public officer or employee.

Pursuant to: G.S. 143-318.11(a)(1), (2), (3), and (6).

APPENDIX K



MEETING OF THE BOARD OF GOVERNORS
February 18, 2021

Roll Call Vote Consent Agenda Items	
Bissette	<i>Non-voting</i>
Blue	Yes
Burris-Floyd	Yes
Byers	Yes
Clark	Yes
Coward	Yes
Daughtry	Yes
Green	<i>Non-voting</i>
Goolsby	Yes
Holley	Yes
Holmes	Yes
Holton	Yes
Hutchens	Yes
Kotis	Yes
Long	Yes
Mitchell	Yes
Murphy	Yes
Nelson	Yes
Parrish	Yes
Pope	Yes
Powers	Yes
Ramsey	Yes
Sloan	Yes
Stone	Yes
Williford	Yes

Motion carried with 23 votes in the affirmative.

APPENDIX K



MEETING OF THE BOARD OF GOVERNORS
February 18, 2021

Roll Call Vote Committee on Budget and Finance Authorization of Tuition for 2021-22	
Bissette	<i>Non-voting</i>
Blue	Yes
Burris-Floyd	Yes
Byers	Yes
Clark	Yes
Coward	Yes
Daughtry	Yes
Green	<i>Non-voting</i>
Goolsby	Yes
Holley	Yes
Holmes	Yes
Holton	Yes
Hutchens	Yes
Kotis	Yes
Long	Yes
Mitchell	Yes
Murphy	Yes
Nelson	Yes
Parrish	Yes
Pope	Yes
Powers	Yes
Ramsey	Yes
Sloan	Yes
Stone	Yes
Williford	Yes

Motion carried with 23 votes in the affirmative.

APPENDIX K



MEETING OF THE BOARD OF GOVERNORS
February 18, 2021

Roll Call Vote Committee on Budget and Finance Authorization of Fees for 2021-22	
Bissette	<i>Non-voting</i>
Blue	Yes
Burris-Floyd	Yes
Byers	Yes
Clark	Yes
Coward	Yes
Daughtry	Yes
Green	<i>Non-voting</i>
Goolsby	Yes
Holley	Yes
Holmes	Yes
Holton	Yes
Hutchens	Yes
Kotis	Yes
Long	No
Mitchell	Yes
Murphy	Yes
Nelson	Yes
Parrish	Yes
Pope	Yes
Powers	Yes
Ramsey	Yes
Sloan	Yes
Stone	Yes
Williford	Yes

Motion carried with 22 votes in the affirmative and one opposed.

APPENDIX K



MEETING OF THE BOARD OF GOVERNORS
February 18, 2021

Roll Call Vote Committee on Budget and Finance Motion to Include Authorized Uses of the Campus Security Fee	
Bissette	<i>Non-voting</i>
Blue	Yes
Burris-Floyd	Yes
Byers	Yes
Clark	Yes
Coward	Yes
Daughtry	Yes
Green	<i>Non-voting</i>
Goolsby	Yes
Holley	Yes
Holmes	Yes
Holton	Yes
Hutchens	Yes
Kotis	Yes
Long	No
Mitchell	Yes
Murphy	Yes
Nelson	Yes
Parrish	Yes
Pope	Yes
Powers	Yes
Ramsey	Yes
Sloan	Yes
Stone	Yes
Williford	Yes

Motion carried with 22 votes in the affirmative and one opposed.

APPENDIX K



MEETING OF THE BOARD OF GOVERNORS
February 18, 2021

Roll Call Vote Committee on Budget and Finance 2021-23 Base Budget Request	
Bissette	<i>Non-voting</i>
Blue	Yes
Burris-Floyd	Yes
Byers	Yes
Clark	Yes
Coward	Yes
Daughtry	Yes
Green	<i>Non-voting</i>
Goolsby	Yes
Holley	Yes
Holmes	Yes
Holton	Yes
Hutchens	Yes
Kotis	Yes
Long	Yes
Mitchell	Yes
Murphy	Yes
Nelson	Yes
Parrish	Yes
Pope	Yes
Powers	Yes
Ramsey	Yes
Sloan	Yes
Stone	Yes
Williford	Yes

Motion carried with 23 votes in the affirmative.

APPENDIX K



MEETING OF THE BOARD OF GOVERNORS
February 18, 2021

Roll Call Vote Committee on Public Affairs UNC System's Federal Priorities for the 117th Congress	
Bissette	<i>Non-voting</i>
Blue	Yes
Burris-Floyd	Yes
Byers	Yes
Clark	Yes
Coward	Yes
Daughtry	Yes
Green	<i>Non-voting</i>
Goolsby	Yes
Holley	Yes
Holmes	Yes
Holton	Yes
Hutchens	Yes
Kotis	Yes
Long	Yes
Mitchell	Yes
Murphy	Yes
Nelson	Yes
Parrish	Yes
Pope	Yes
Powers	Yes
Ramsey	Yes
Sloan	Yes
Stone	Yes
Williford	Yes

Motion carried with 23 votes in the affirmative.

APPENDIX K



MEETING OF THE BOARD OF GOVERNORS
February 18, 2021

Roll Call Vote Committee on Audit, Risk Management, and Compliance Eliminate Cap on Tuition & Fees for UNC System's Law Enforcement Officers	
Bissette	<i>Non-voting</i>
Blue	Yes
Burris-Floyd	Yes
Byers	Yes
Clark	Yes
Coward	Yes
Daughtry	Yes
Green	<i>Non-voting</i>
Goolsby	Yes
Holley	Yes
Holmes	Yes
Holton	Yes
Hutchens	Yes
Kotis	Yes
Long	Yes
Mitchell	Yes
Murphy	Yes
Nelson	Yes
Parrish	Yes
Pope	Yes
Powers	Yes
Ramsey	Yes
Sloan	Yes
Stone	Yes
Williford	Yes

Motion carried with 23 votes in the affirmative.

APPENDIX K



MEETING OF THE BOARD OF GOVERNORS
February 18, 2021

Roll Call Vote Move into Closed Session	
Bissette	<i>Non-voting</i>
Blue	Yes
Burris-Floyd	Yes
Byers	Yes
Clark	Yes
Coward	Yes
Daughtry	Yes
Green	<i>Non-voting</i>
Goolsby	Yes
Holley	Yes
Holmes	Yes
Holton	Yes
Hutchens	Yes
Kotis	Yes
Long	Yes
Mitchell	Yes
Murphy	Yes
Nelson	Yes
Parrish	Yes
Pope	Yes
Powers	Yes
Ramsey	Yes
Sloan	Yes
Stone	Yes
Williford	Yes

Motion carried with 23 votes in the affirmative.

APPENDIX K



MEETING OF THE BOARD OF GOVERNORS
February 18, 2021

Roll Call Vote Accept the Appoint of Mr. Darrell Allison as Chancellor-Elect Fayetteville State University	
Bissette	<i>Non-voting</i>
Blue	Yes
Burris-Floyd	Yes
Byers	Yes
Clark	Yes
Coward	Yes
Daughtry	<i>Absent</i>
Green	<i>Non-voting</i>
Goolsby	Yes
Holley	<i>Recused</i>
Holmes	Yes
Holton	Yes
Hutchens	Yes
Kotis	<i>Absent</i>
Long	Yes
Mitchell	Yes
Murphy	Yes
Nelson	Yes
Parrish	Yes
Pope	Yes
Powers	Yes
Ramsey	Yes
Sloan	Yes
Stone	Yes
Williford	Yes

Motion carried with 20 votes in the affirmative, two absences, and one recusal.



**THE UNIVERSITY OF
NORTH CAROLINA SYSTEM**
BOARD OF GOVERNORS

Post Office Box 2688, Chapel Hill, NC 27515
910 Raleigh Road, Chapel Hill, NC 27514
(919) 962-1000 | www.northcarolina.edu

February 11, 2021

VIA ELECTRONIC MAIL ONLY

Randy Ramsey
Chair, University of North Carolina Board of
Governors
910 Raleigh Road
Chapel Hill, NC 27514
r Ramsey@bog.northcarolina.edu

Peter Hans
President, University of North Carolina
910 Raleigh Road
Chapel Hill, NC 27514
phans@northcarolina.edu

Meredith R. McCullen
Secretary, University of North Carolina
910 Raleigh Road
Chapel Hill, NC 27514
mmcullen@northcarolina.edu

Subject: Recusal from Fayetteville State University Chancellor Search

Dear Mr. Chairman, President Hans, and Ms. McCullen:

In accordance with University Policy 200.7(III)(d), I have previously recused myself from participating in the search for the next chancellor of Fayetteville State University. Accordingly, I have not participated in any candidate interviews nor will I receive any materials regarding potential candidate(s) as this process continues. At next week's meeting of the UNC Board of Governors, I will read a statement into the record consistent with my prior oral recusal and this letter, and I will not participate in any discussion or voting related to the next chancellor of Fayetteville State University. I am writing this letter in advance of next week's meeting because my recusal took effect previously, and I am documenting it accordingly.

Sincerely,

Reginald R. Holley
Member, University of North Carolina Board of Governors

cc: Lynn Duffy, Senior Associate Vice President (lsduffy@northcarolina.edu)