



2016 HAYWOOD COUNTY

US Senate Representative(s)

Richard Burr, Thom Tillis

US House Representative(s)

Mark Meadows (11th District)

COUNTY FAST FACTS

585

UNDERGRADUATE STUDENTS
from county enrolled at UNC institutions

125

GRADUATE AND PROFESSIONAL
students from county enrolled at UNC education-only programs



MORE THAN 110,000 STUDENTS
are enrolled in UNC Online courses throughout North Carolina

RESIDENTS IN YOUR COUNTY

• UNC Employees

281



• UNC Alumni

5,053



COOPERATIVE IMPACT

Cooperative Extension agents provide information that enhances agriculture, forest, and food systems, develops responsible youth, builds quality communities, and conserves and improves the environment and natural resources.

NC State and NC A&T amassed nearly **53,000** contacts, creating an economic impact of approximately **\$2,183,000** in the county.

CONSULTING SUCCESS

The Small Business and Technology Development Center (SBTDC) provides management counseling and educational services to small and mid-sized businesses in North Carolina.

- SBTDC provided **21** businesses in Haywood County with business management, finance, and marketing consulting.

HEALTHCARE UPDATE

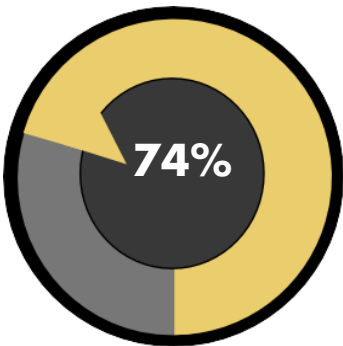
- North Carolina Area Health Education Centers (AHEC) provided continuing education and training for **633** health providers, facilitated **24** medical student rotations at area hospitals, and arranged for additional medical training for **2** health students in the county.

- A total of **\$393,040** in uncompensated medical care was provided to county residents.

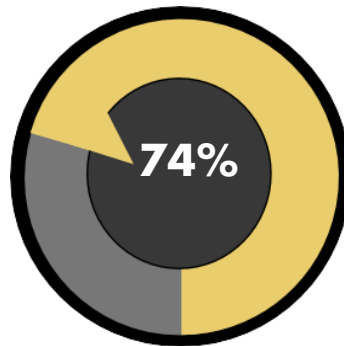
SPIRIT OF COLLABORATION

The Western Carolina University School of Education partnered with local schools in the County to improve professional development for teachers, school administrators, counselors, and other educational professionals. The partnership was also designed to renew and improve school curriculum, conduct educational research that improves classroom practice, and share best practices.

The UNC-Chapel Hill School of Government made **420** contacts with Haywood County citizens and officials through course participation, publication purchases, teaching sessions, advising projects, a North Carolina benchmarking project, a civic education consortium, and environmental finance advising projects.



LEFT: Percentage of North Carolina public high school graduates from the county who applied and were accepted to at least one UNC institution.



RIGHT: Percentage of undergraduate students from the county using financial aid.



Scan the QR code for more County Impact information.



2016 HAYWOOD COUNTY


State Senate Representative(s)

Jim Davis

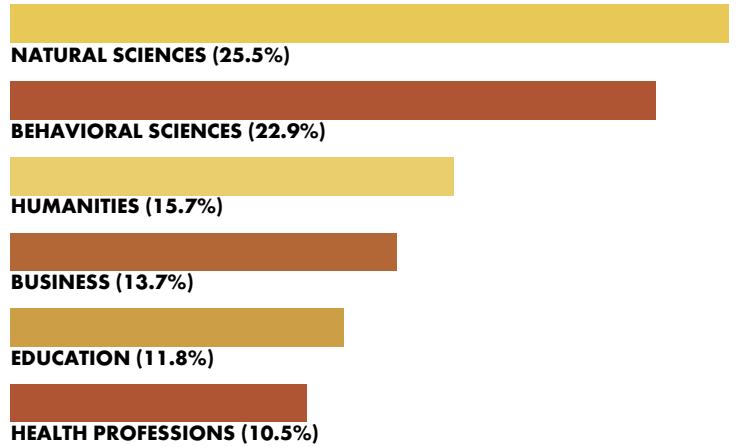
State House Representative(s)

Michele Presnell, Mike Clampitt

COUNTY UNDERGRADUATE/GRADUATE ENROLLMENT BY CAMPUS



2016 UNDERGRADUATE DEGREES AWARDED BY AREA OF STUDY



RESEARCH IN ACTION

Approximately **\$1,795,000** in research grants have been awarded to Haywood County-based projects.

Thanks to this funding, Appalachian State, East Carolina, Elizabeth City State, Fayetteville State, NC Central, North Carolina A&T, NC State, UNC Asheville, UNC-Chapel Hill, UNC Charlotte, UNC Greensboro, Western Carolina currently have research initiatives underway that affect county residents.

STATEWIDE SYSTEM FACTS

- **\$1.4 billion** : Grants for Research and Sponsored Programs
- **1,037,966** : Number of patients served by UNC physicians
- **164,862** : Number of patients served by ECU physicians
- **88%** of UNC students are from North Carolina
- **30%** of undergraduate students are transfer students, with half arriving from community colleges
- **12%** of students attend college part-time
- **43%** of UNC students are over the age of 21



Scan the QR code for more County Impact information.