


FY2010

University of North Carolina Research and Sponsored Programs Report to the President



April 7, 2011

Friends of the University of North Carolina,

The FY2010 Research and Sponsored Programs Report to the President details another record year for the University of North Carolina. Despite the challenges of the current fiscal climate, our institutions remain extremely competitive for external funding, bringing in a total of \$1,402,687,618 in new awards in FY2010. Even after adjusting for activity related to the American Recovery and Reinvestment Act (ARRA), commonly referred to as the Stimulus Bill, the UNC portfolio of new external funds once again grew in FY2010. The adjusted total of \$1,171,581,0569 in awards represents an increase over last fiscal year. This level of continued growth demonstrates the quality and commitment of our faculty and staff.

Some sponsored awards provide UNC institutions with a portion of the costs of conducting research. The Facilities and Administrative (F&A) receipts, when applied wisely to research costs, can result in the kind of growth seen on page four.

ARRA has increased federal funds available for university research to unprecedented levels. UNC constituent universities aggressively pursued these funds, collectively applying for over \$1.29 billion and receiving over \$220 million in ARRA funds to date. As seen on page five, the extraordinary efforts to apply for these one-time ARRA funds since FY09 were above and beyond the growing number of annual proposals our campuses submitted.

Award totals increased in FY10 for eleven of our universities. Of particular note are UNC Chapel Hill's \$803 million in new awards - a record high - and NC State University's growth of 29% over FY09's level of external funding. Page seven of this report highlights other UNC institutions and how their ARRA and external funding is impacting economic development across the state.




Finally, you may have noticed a new report format. We hope that this structure continues to provide critical datasets while also highlighting accomplishments and initiatives that clearly demonstrate the impact of University of North Carolina research and sponsored programs.

I invite you to review the full report, and feel free to contact the Office of Research and Sponsored Programs with any questions. I look forward to another record year.

Sincerely,

Steven Leath
Vice President for Research



**The University of North Carolina
Sponsored Program Activity
Fiscal Year 2010
(July 1, 2009 – June 30, 2010)**

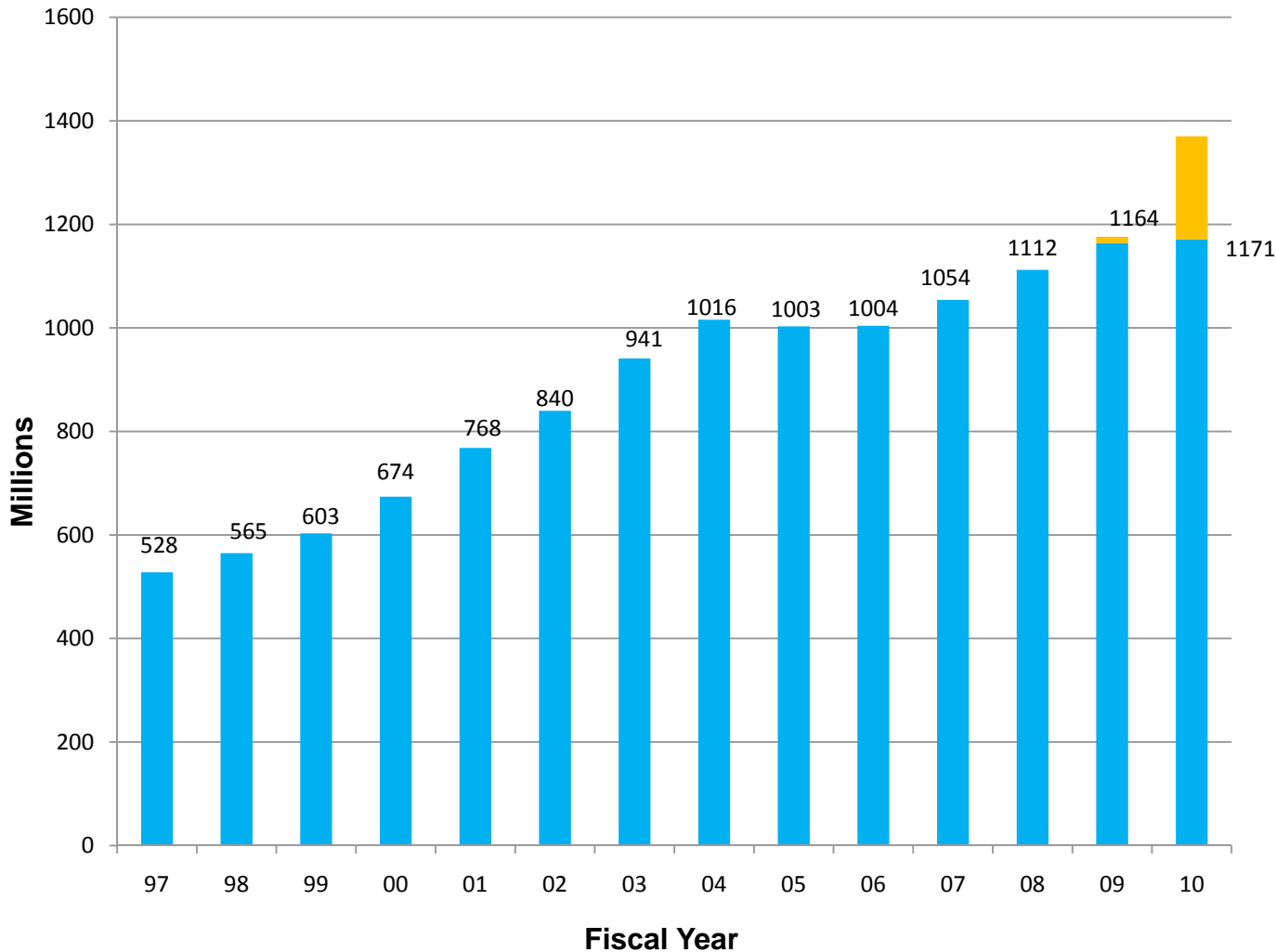
APPENDIX N

Steady Progress

In FY10, UNC institutions once again demonstrated their competitiveness for sponsored programs. Even without considering the ARRA (Stimulus Bill) funding, the annual total for sponsored programs grew by 1% over the previous fiscal year.

	Number Proposals	Number Awards	FY10 Total Award Dollars	FY09 Total Award Dollars	% Change in Award Dollars from FY09	FY10 Inter- institutional Awards	FY10 ARRA Awards	Adjusted Total Award Dollars (minus Inter- institutional and ARRA awards)
Doctoral Granting Institutions								
NCSU	3423	2066	\$ 265,860,128	\$ 206,143,934	29%	\$ 8,437,337	\$ 28,390,812	\$ 229,031,979
UNCCH	4628	4547	\$ 803,552,594	\$ 716,242,666	12%	\$ 5,242,443	\$ 126,036,558	\$ 672,273,593
ECU	712	462	\$ 48,863,240	\$ 40,760,962	20%	\$ 6,288,324	\$ 5,185,623	\$ 37,389,293
NCA&TSU	413	235	\$ 60,140,464	\$ 57,704,040	4%	\$ 2,483,671	\$ 3,062,765	\$ 54,594,028
UNCC	729	386	\$ 34,550,701	\$ 36,581,079	-6%	\$ 1,942,206	\$ 6,488,590	\$ 26,119,905
UNCG	484	284	\$ 47,714,585	\$ 35,375,420	35%	\$ 1,123,691	\$ 8,506,255	\$ 38,084,639
Masters								
ASU	298	218	\$ 17,533,182	\$ 14,576,504	20%	\$ 862,142	\$ 867,256	\$ 15,803,784
FSU	52	39	\$ 12,131,094	\$ 12,484,562	-3%	\$ 766,480	\$ 1,194,493	\$ 10,170,121
NCCU	135	88	\$ 20,695,159	\$ 20,171,627	3%	\$ 609,234	\$ 924,094	\$ 19,161,831
UNCP	56	45	\$ 4,422,460	\$ 4,406,670	0%	\$ 511,469	\$ 519,981	\$ 3,391,010
UNCW	235	209	\$ 36,260,057	\$ 19,394,782	87%	\$ 1,396,852	\$ 16,265,304	\$ 18,597,901
WCU	86	67	\$ 4,575,904	\$ 5,790,853	-21%	\$ 755,891	\$ 21,850	\$ 3,798,163
WSSU	102	69	\$ 15,784,791	\$ 12,060,947	31%	\$ 266,945	\$ 366,544	\$ 15,151,302
Baccalaureate								
ECSU	47	57	\$ 15,887,098	\$ 9,572,683	66%	\$ 113,978	\$ 500,000	\$ 15,273,120
UNCA	35	27	\$ 2,909,288	\$ 1,990,980	46%	\$ 864,493	\$ 1,100,768	\$ 944,027
Special Focus								
NCSSM	32	17	\$ 401,004	\$ 682,938	-41%	\$ 10,000	\$ -	\$ 391,004
UNCSA	4	4	\$ 68,500	\$ -	-	\$ -	\$ 0	\$ 68,500
System Office								
UNC GA	23	19	\$ 11,337,370	\$ 7,275,240	56%	\$ -	\$ -	\$ 11,337,370
TOTALS	11494	8839	\$ 1,402,687,618	\$ 1,201,215,887	17%	\$ 31,675,156	\$ 199,430,893	\$ 1,171,581,569

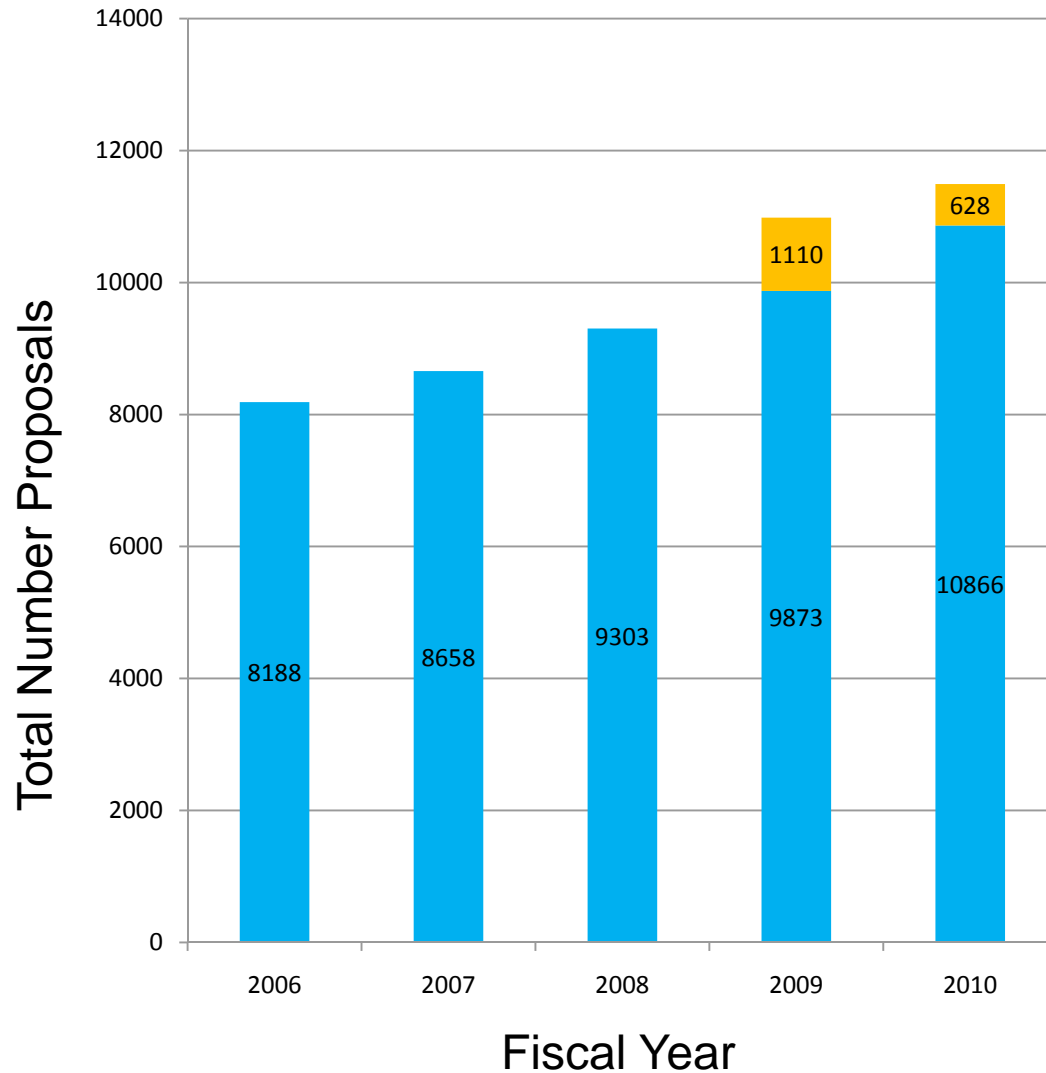
Sponsored Programs from FY97 to FY10



In the last 14 years, UNC sponsored program activity has doubled, even without the recent boost from ARRA funds (shown in gold). A significant factor in this rapid growth has been the ability of UNC institutions since FY99 to retain the facilities and administrative (F&A) receipts that are awarded to help institutions cover the costs of conducting research. UNC institutions utilize F&A receipts to, among other things, maintain and expand research infrastructure like equipment; invest in new research through matching funds, seed grants and “start up” packages for new faculty; support library holdings; and ensure compliance with federal and other regulations.

ARRA
Annual Awards





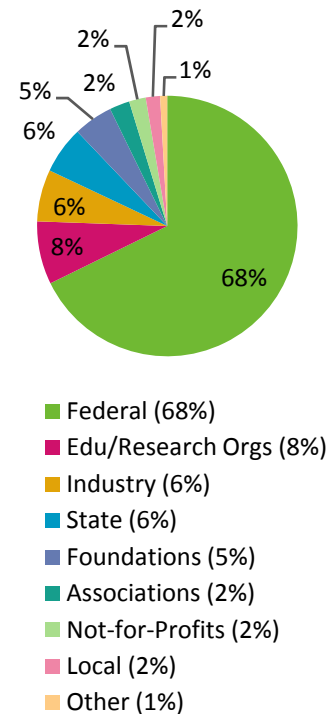
Growth in Proposal Submissions

At a time when all UNC institutions are doing more with less, the role of our campus research administrators and staff has never been more critical. Over the past five fiscal years, the number of annual proposal submissions increased by 25% across all UNC campuses. This percentage increase does not account for the additional effort required of our faculty and staff to submit ARRA proposals in 2009-2010 and to administer those that were awarded.

- ARRA Proposals
- Annual Proposals



United States Federal Government		Foundations	
National Aeronautics and Space Administration	\$ 12,321,555	NC Foundations	\$ 22,094,671
National Foundation on the Arts and Humanities	\$ 552,040	All other foundations	\$ 44,985,248
National Historical Publications and Records Commission	\$ -	Total Awards from Foundations	\$ 67,079,920
National Science Foundation	\$ 98,082,850		
Small Business Administration	\$ 994,511	Commerce (Business and Industry)	
U. S. Department of Agriculture	\$ 38,346,219	NC Business and Industry	\$ 13,445,481
U. S. Department of Commerce	\$ 29,153,648	All other business and industry	\$ 74,920,691
U. S. Department of Defense	\$ 34,932,701	Total Awards from Commerce (Business and Industry)	\$ 88,366,172
U. S. Department of Education	\$ 88,957,632		
U. S. Department of Energy	\$ 22,552,294	Associations	
U. S. Department of Health and Human Services (Non-NIH)	\$ 60,832,139	NC Associations	\$ 12,170,127
U. S. DHHS National Institutes of Health	\$ 471,471,342	All other associations	\$ 22,224,169
U. S. Department of Homeland Security	\$ 4,406,085	Total Awards from Associations	\$ 34,394,296
U. S. Department of Housing and Urban Development	\$ 1,576,151		
U. S. Department of the Interior	\$ 9,286,256	Educational/Research Institutions	
U. S. Department of Justice	\$ 1,775,852	NC Institutions	\$ 52,032,014
U. S. Department of Labor	\$ 10,000	All other institutions	\$ 86,884,495
U. S. Department of State	\$ 500,081	Total Awards from Educational/Research Institutions	\$ 138,916,508
U. S. Department of Transportation	\$ 5,239,349		
U. S. Department of the Treasury	\$ -	Not-for-Profit Organizations	
U. S. Department of Veterans Affairs	\$ 1,123,748	NC Not-for-profit organizations	\$ 9,261,969
U. S. Environmental Protection Agency	\$ 6,933,868	All other not-for-profit organizations	\$ 18,975,518
U. S. International Development Cooperation Agency	\$ 33,812,901	Total Awards from Not-for-Profit Organizations	\$ 28,237,488
All Other Federal Agencies	\$ 4,685,196		
Corporation for National and Community Service	\$ 1,322,327	Other Sponsors	
Total Awards from Federal Government	\$ 928,808,696	Other NC sponsors	\$ 2,482,037
		All other US sponsors	\$ 6,654,554
State Government		Foreign Sponsors	\$ 1,671,376
State of North Carolina	\$ 78,636,542	All other/uncodable	\$ 1,390,088
All other states	\$ 1,726,701	Total Awards from Other Sponsors	\$ 12,198,055
Total Awards from State Government	\$ 80,363,243		
Local Government		UNC TOTAL	\$ 1,402,687,618
NC Local Government	\$ 23,128,591	Interinstitutional Subagreements	\$ (31,675,156)
All other local government	\$ 1,194,649	FY10 ARRA Awards	\$ (199,430,893)
Total Awards from Local Government	\$ 24,323,240	Adjusted UNC Total	\$ 1,171,581,569



Note: The graphic represents percentages after subtracting inter-institutional subagreements.



Research and sponsored programs at all UNC institutions contribute to the economic vitality of their regions and support important industry sectors in the state, such as marine sciences and aviation and aerospace. For this reason, care is taken to support and develop the research enterprise at each UNC campus, some of which are highlighted here.

Award: MARBIONC Building: Economic Development
Recipient: UNC Wilmington (Dr. Dan Baden, PI)
Sponsor: National Institute of Standards and Technology (NIST)
Amount: \$14,979,888.00

UNC Wilmington received the single largest ARRA award to a UNC institution in FY10. The NIST award will support the building of a facility to house MARBIONC. The mission of MARBIONC is to “stimulate economic development in North Carolina through the discovery, development and marketing of new products and technologies derived from living organisms found in the sea.”



Award: Center for Aviation Safety
Recipient: NC A&T State University (Dr. Kunigal Shivakumar, PI)
Sponsor: National Aeronautics and Space Administration (NASA)
Amount: \$1,000,000 each year for five years

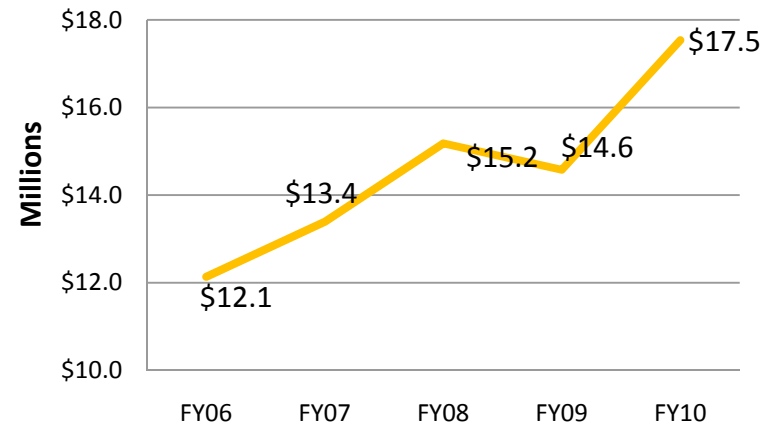
The Center for Aviation Safety (CAS) at NC A&T State University builds off of their historic strengths in advanced composite materials while providing a space for interdisciplinary collaboration around fundamental problems and challenges in aviation safety. CAS will focus on the development of new materials, models, sensors, detection and management tools, and technologies for safe operation of aviation systems. The Center will also provide a world-class research and educational experience for NC A&T undergraduate and graduate students.

Spotlight: Appalachian STATE UNIVERSITY

Appalachian State University is enjoying an upward trend in research that will position the campus for continuous growth and competitiveness in the future. Since FY08, ASU's federal funding has more than doubled, with support from the National Science Foundation growing by over 350%. ASU's research activities are diverse but strongest in areas of education, physical sciences, biological and biomedical sciences, and social services.

See other campus trend charts like the one below at <http://www.northcarolina.edu/research/campus/>

Appalachian State University 5 Year Trend Total Sponsored Programs Awards



The University of North Carolina

Select Initiatives in Research and Sponsored Programs

APPENDIX N


REACH NC

In FY2010, UNC General Administration began working with UNC Chapel Hill, NC State University, and the Renaissance Computing Institute (RENCI) to develop a searchable portal of faculty expertise. At the time of this report, funding has been secured to expand REACH NC to include all UNC institutions. The portal will allow anyone to search on expertise profiles built from publications, sponsored programs, courses, and intellectual property.



Innovation Development and Transfer

In response to UNC Tomorrow, all UNC institutions embarked upon a yearlong innovation initiative with IBM in 2010. Campuses focused on identifying areas of research strength and commercial potential, on systems and programs to support entrepreneurial individuals, and on novel, efficient technology development processes. Five campuses serve as pilots, taking on comprehensive change. These campuses were highlighted at the 11th meeting of the University-Industry Demonstration Partnership (UIDP) that drew an audience of over 120 academic and business leaders to UNC Charlotte in October 2010.



Electronic Research Administration Initiative

FY10 brought significant progress in the effort to bring UNC campuses onto RAMSeS, an electronic research administration tool developed by UNC Chapel Hill. Work is ongoing to standardize usage and reporting practices and capabilities across the campuses.



Undergraduate Research

The State of NC Undergraduate Research and Creativity Symposium (SNCURCS, pronounced "Snickers") in November 2009 was a record-setting event at UNC Wilmington. Over 360 students from 45 NC institutions presented their original research and creative works to over 700 attendees.

